
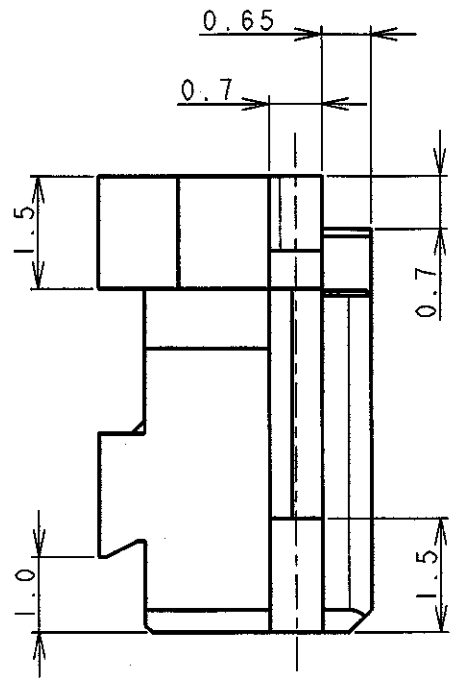
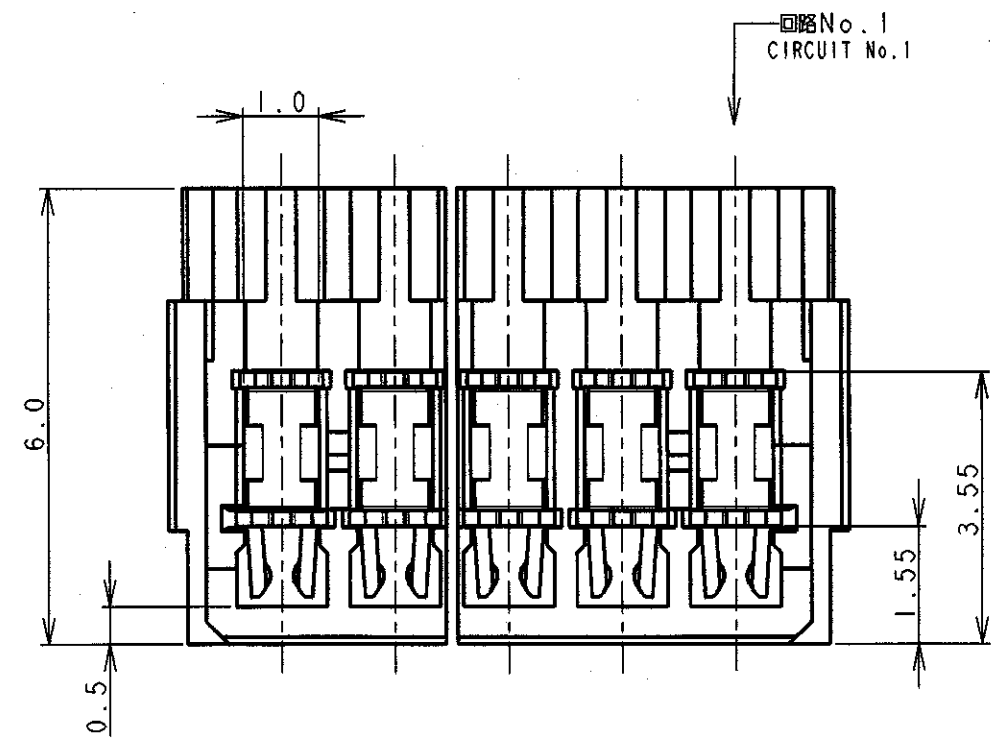


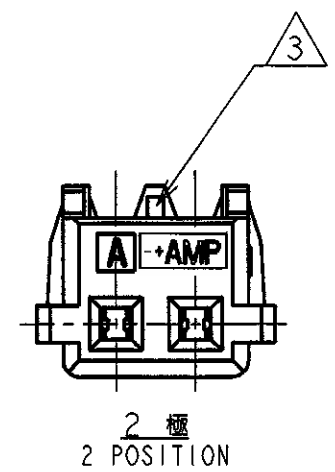
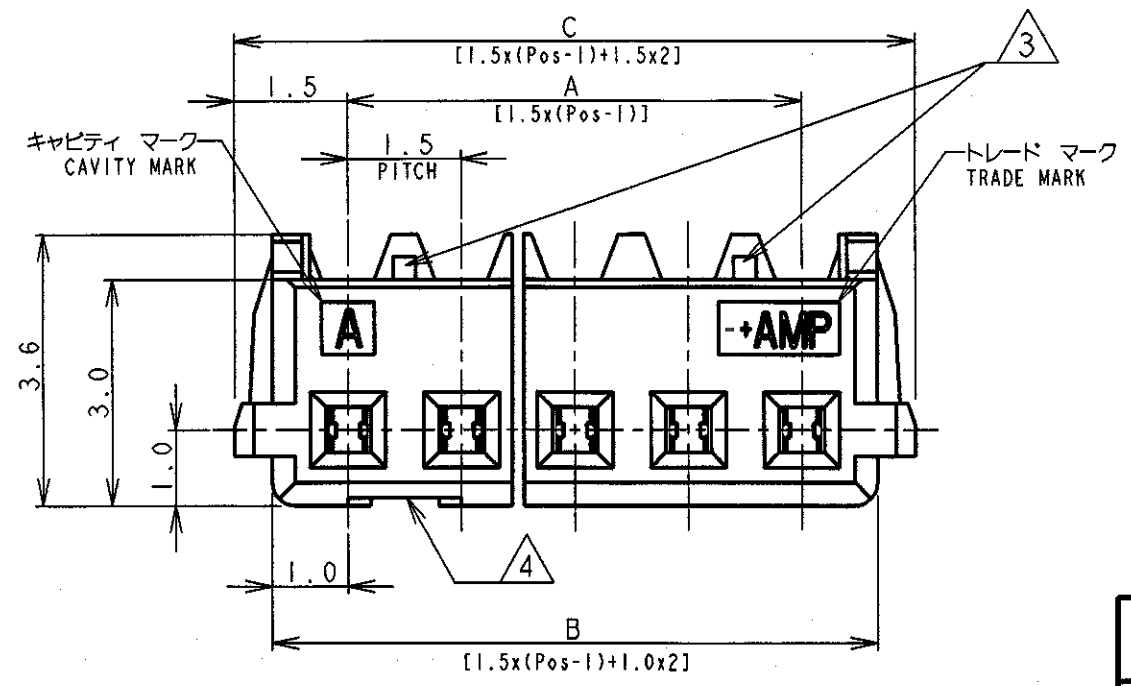
THIS DRAWING IS UNPUBLISHED. RELEASED FOR PUBLICATION
 (C) COPYRIGHT ALL RIGHTS RESERVED.

LOC		DIST		REVISIONS			
P	LTR	DESCRIPTION		DATE	DWN	APVD	
E4		REVISED ECR-21-107353		14JUL21	T.Q	N.S	



- 注記
1. 適用電線範囲: AWG #26
被覆外径: $\phi 0.8\text{mm} \sim \phi 0.95\text{mm}$
 2. 材料: ハウジング-ガラス入りナイロン UL94V-0、色: グレー、青
コンタクト-錫めっき済み、りん青銅
 3. ハウジング ロック:
2極は、1箇所 3~20極は、2箇所
 4. ゲート口は左付きと右付きが存在する。(2極品を除く)

- NOTES:
1. APPLICABLE WIRE SIZE: AWG #26
INSULATION DIA RANGE: $\phi 0.8\text{mm} \sim \phi 0.95\text{mm}$
 2. MATERIAL:
HOUSING: NYLON(G.F.) UL94V-0, COLOR: GRAY, BLUE
CONTACT: PRE-TIN PHOS-BRONZE
 3. HOUSING LOCK:
2 POSITION - SINGLE LOCK
3 TO 20 POSITIONS - DOUBLE LOCK
 4. CONNECTOR HAVE THE GATE LEFT SIDE AND RIGHT SIDE. (EXCEPT 2Pos.)



DIMENSIONS: 単位: 毫 mm	TOLERANCES UNLESS OTHERWISE SPECIFIED 一般公差 10 μ : ± 0.2 30 μ >10 : ± 0.25 100 μ >30 : ± 0.3 ANGLE : $\pm 3^\circ$	DWN	12. JUL '96	WIRE RANGE	INSULATION DIA	
		CHK	T. FURUYA	0.08mm ² - 0.14mm ²	$\phi 0.8\text{mm} \sim \phi 0.95\text{mm}$	
MATERIAL 材料 SEE NOTE 2 注記2参照	FINISH 仕上 SEE NOTE 2 注記2参照	APVD	J. TANIGAWA	TE Connectivity		
		PRODUCT SPEC	S. Kubouchi 9/15 99			NAME 名称
		APPLICATION SPEC	108-5525	SIZE	CAGE CODE	DRAWING NO
		取付適用規格	114-5223	A3	00779	③-353293
		WEIGHT	SEE TABLE 表参照	SCALE		
		CUSTOMER DRAWING		尺度	NON	SHEET 1 OF 2
				REV E4		

LOC	DIST	REVISIONS			
P	LTR	DESCRIPTION	DATE	DWN	APVD
		SEE SHEET 1			


0.97	31.5	30.5	28.5	20	7-353293-0	4-353293-0	2-353293-0
0.92	30.0	29.0	27.0	19	6-353293-9	3-353293-9	1-353293-9
0.87	28.5	27.5	25.5	18	6-353293-8	3-353293-8	1-353293-8
0.83	27.0	26.0	24.0	17	6-353293-7	3-353293-7	1-353293-7
0.78	25.5	24.5	22.5	16	6-353293-6	3-353293-6	1-353293-6
0.73	24.0	23.0	21.0	15	6-353293-5	3-353293-5	1-353293-5
0.68	22.5	21.5	19.5	14	6-353293-4	3-353293-4	1-353293-4
0.64	21.0	20.0	18.0	13	6-353293-3	3-353293-3	1-353293-3
0.59	19.5	18.5	16.5	12	6-353293-2	3-353293-2	1-353293-2
0.54	18.0	17.0	15.0	11	6-353293-1	3-353293-1	1-353293-1
0.49	16.5	15.5	13.5	10	6-353293-0	3-353293-0	1-353293-0
0.45	15.0	14.0	12.0	9	5-353293-9	2-353293-9	353293-9
0.40	13.5	12.5	10.5	8	5-353293-8	2-353293-8	353293-8
0.35	12.0	11.0	9.0	7	5-353293-7	2-353293-7	353293-7
0.30	10.5	9.5	7.5	6	5-353293-6	2-353293-6	353293-6
0.26	9.0	8.0	6.0	5	5-353293-5	2-353293-5	353293-5
0.21	7.5	6.5	4.5	4	5-353293-4	2-353293-4	353293-4
0.16	6.0	5.0	3.0	3	5-353293-3	2-353293-3	353293-3
0.11	4.5	3.5	1.5	2	5-353293-2	2-353293-2	353293-2
WEIGHT (g)	C	B	A	Pos.	BLUE	BLACK	GRAY
	寸法 DIMENSIONS				製品型番 P/N		

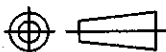
RELEASED FOR PUBLICATION

ALL RIGHTS RESERVED.

THIS DRAWING IS UNPUBLISHED.

© COPYRIGHT

DIMENSIONS: 単位: ㎜ mm	DWN	T. FURUYA	12. JUL '96	WIRE RANGE	0.08mm ² -0.14mm ²	INSULATION DIA	被覆外径 ∅0.8mm-∅0.95mm		
	CHK	J. TANIGAWA	12. JUL '96	MATERIAL	SEE SHEET 1 OF 2 材料 目録参照	FINISH	SEE SHEET 1 OF 2 仕上 目録参照		
	APVD			 TE Connectivity					
	TOLERANCES UNLESS OTHERWISE SPECIFIED: 一般公差 10 > : ±0.2 30 > : ±0.25 100 > : ±0.3 ANGLE : ±3°	PRODUCT SPEC	108-5525		NAME	AMP Mini Common Terminated (CT) Connector 1.5mm PITCH			
	APPLICATION SPEC	114-5223		SIZE	A4	CAGE CODE	00779		
	WEIGHT	SEE TABLE 表参照		DRAWING NO	C=353293				
CUSTOMER DRAWING				SCALE	NON	SHEET	2 OF 2	REV	E4



Mouser Electronics

Authorized Distributor

Click to View Pricing, Inventory, Delivery & Lifecycle Information:

[TE Connectivity:](#)

[1-353293-4](#)