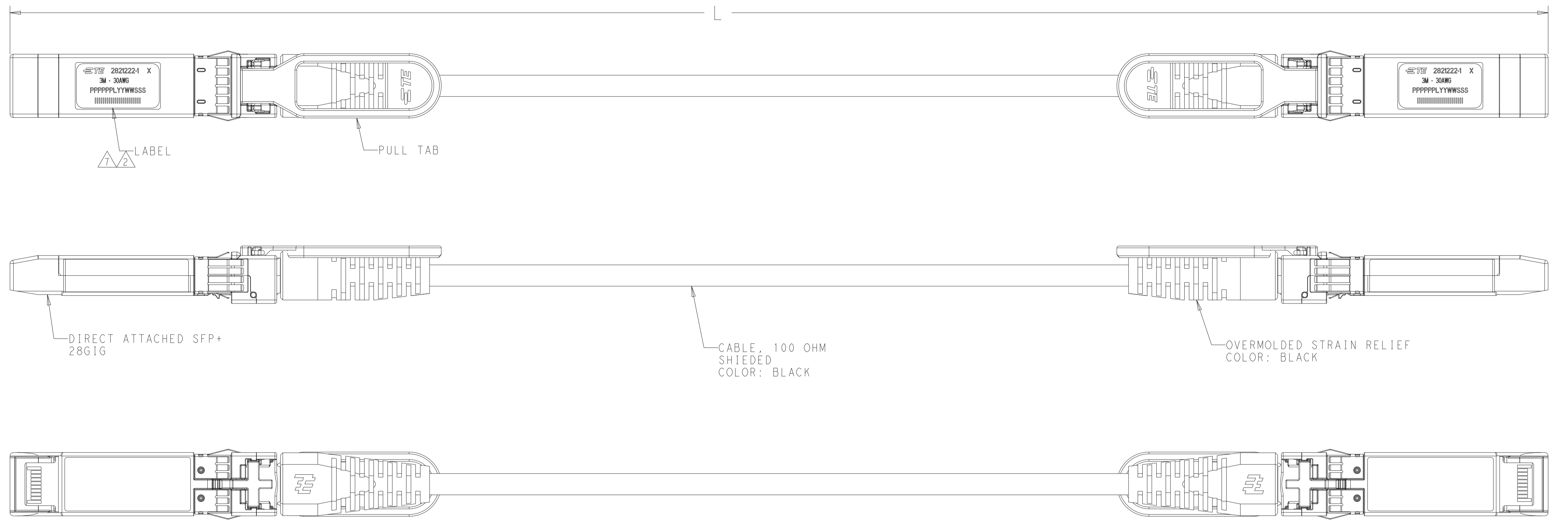
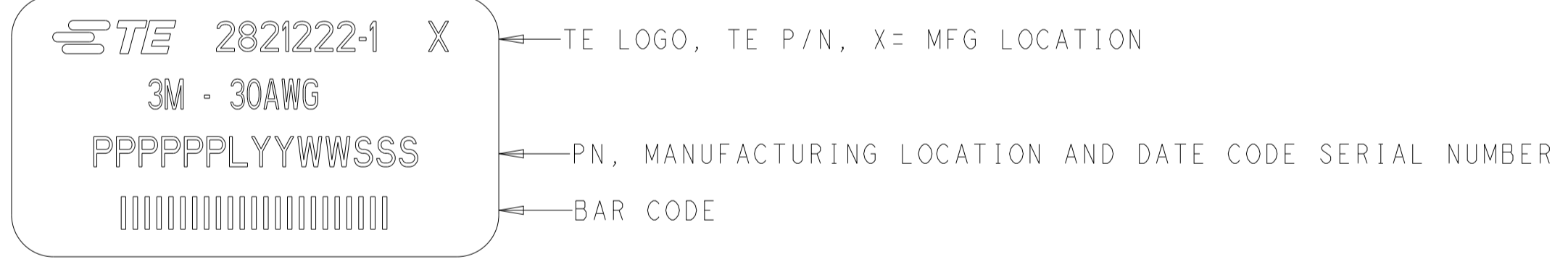


| REVISIONS | | | | |
|-----------|-----|-----------------------|-----------|-------|
| REV | LTN | DESCRIPTION | DATE | APVD |
| F | | REV PER ECO-18-005973 | 17JUL2018 | MY GF |
| G | | REV PER ECO-19-001055 | 25JAN2019 | AP GF |
| H | | REV PER ECO-20-002055 | 13FEB2020 | AP GF |
| J | | REV PER ECO-21-005288 | 02AUG2021 | KK KK |



1. CHARACTERISTIC IMPEDANCE: 100±10 OHMS (MEASURED DIFFRENTIALLY)

△ LABEL INFORMATION FOR 25 GIG PNS (-1 THRU -6): -1 SHOWN



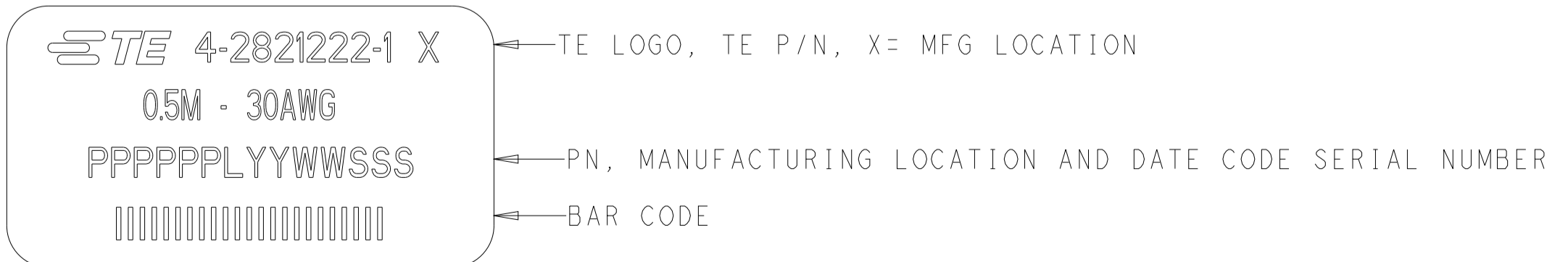
3. SEE SHEET 2 FOR WIRING SCHEMATIC.

4. ROHS COMPLIANCE: PRODUCT AND PROCESSING MEETS REQUIREMENTS OF TE CONNECTIVITY SPECIFICATION TEC-138-702.

△ TEST IN ACCORDANCE WITH IEEE802.3by.

△ DUE TO SHORT CABLE LENGTH, THE PART NUMBERS INDICATED MAY NOT MEET IEEE802.3by RETURN LOSS AND MINIMUM INSERTION LOSS LIMITS.

△ LABEL INFORMATION FOR 56 GIG PNS (-41 THRU -46): -41 SHOWN



△ DASH NUMBER 41 THRU 46 CONFORM TO 56G, PAM-4 IEEE802.3CD PERFORMANCE REQUIREMENTS.

| | | | |
|----------|-------------|--------------|-------------|
| △ 8 | 30 AWG | 300 +50/-0 | 4-2821222-6 |
| | 30 AWG | 2000 +80/-0 | 4-2821222-5 |
| | 30 AWG | 1500 +80/-0 | 4-2821222-4 |
| | 30 AWG | 1000 +50/-0 | 4-2821222-3 |
| | 30 AWG | 750 +50/-0 | 4-2821222-2 |
| △ 5 | 30 AWG | 500 +50/-0 | 4-2821222-1 |
| | 30 AWG | 2500 +80/-0 | 2821222-6 |
| | 30 AWG | △ 500 +50/-0 | 2821222-5 |
| | 30 AWG | 1500 +80/-0 | 2821222-4 |
| | 30 AWG | 1000 +50/-0 | 2821222-3 |
| | 30 AWG | 2000 +80/-0 | 2821222-2 |
| 30 AWG | 3000 +80/-0 | 2821222-1 | |
| STANDARD | WIRE GAGE | L | PART NO |

THIS DRAWING IS A CONTROLLED DOCUMENT.

| | | |
|------|-----------|-----------|
| OWN | T. SMITH | 11APR2017 |
| CHK | E. CUESTA | 11APR2017 |
| APVD | E. CUESTA | 11APR2017 |

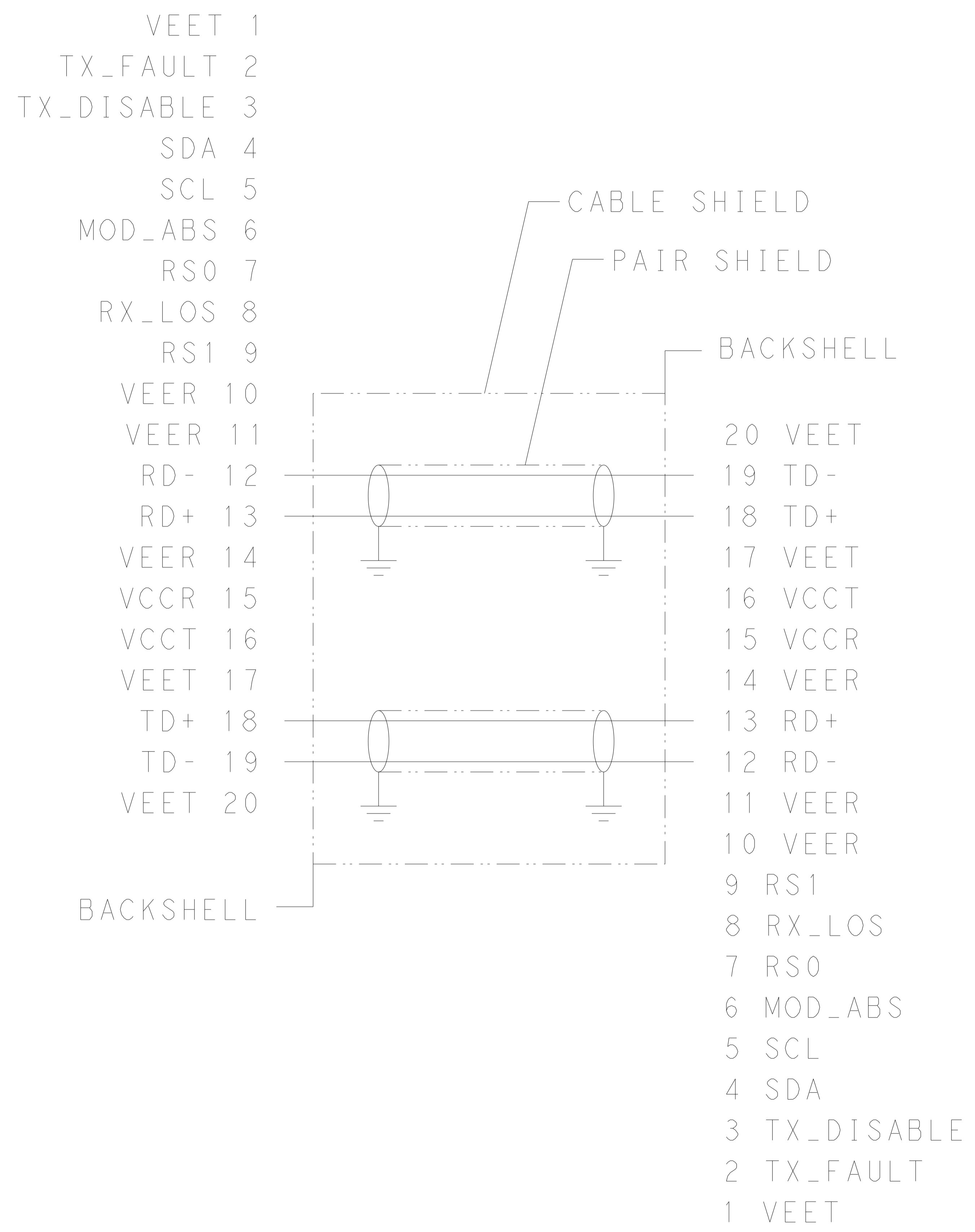
TE Connectivity

NAME: CABLE ASSEMBLY, 30 AWG, SFP+ TO SFP+ 28G

SIZE: A1 CAGE CODE: - DRAWING NO: C=2821222

SCALE: 2:1 SHEET 1 OF 2 REV J

| REVISIONS | | | | |
|-----------|-----|-------------|------|------|
| P | LTN | DESCRIPTION | DATE | APVD |
| | | SEE SHEET 1 | | |
| | | | | |
| | | | | |



| | | | | |
|--|--|--------------------------------|---|---------------|
| THIS DRAWING IS A CONTROLLED DOCUMENT. | | OWN T. SMITH 11APR2017 | TE Connectivity | |
| DIMENSIONS: | | CHK E. CUESTA 11APR2017 | NAME CABLE ASSEMBLY, 30 AWG, SFP+ TO SFP+ 28G | |
| mm | TOLERANCES UNLESS OTHERWISE SPECIFIED: | APVD E. CUESTA 11APR2017 | PRODUCT SPEC | RESTRICTED TO |
| 0 PLC | ± | APPLICATION SPEC | SIZE | CAGE CODE |
| 1 PLC | ± | | A1 | - |
| 2 PLC | ± | | DRAWING NO. C=2821222 | |
| 3 PLC | ± | | SCALE 2:1 SHEET 2 OF 2 REV J | |
| 4 PLC | ± | | | |
| ANGLES | ± | WEIGHT | CUSTOMER DRAWING | |
| FINISH | ± | | | |

Mouser Electronics

Authorized Distributor

Click to View Pricing, Inventory, Delivery & Lifecycle Information:

[TE Connectivity:](#)

[4-2821222-3](#)