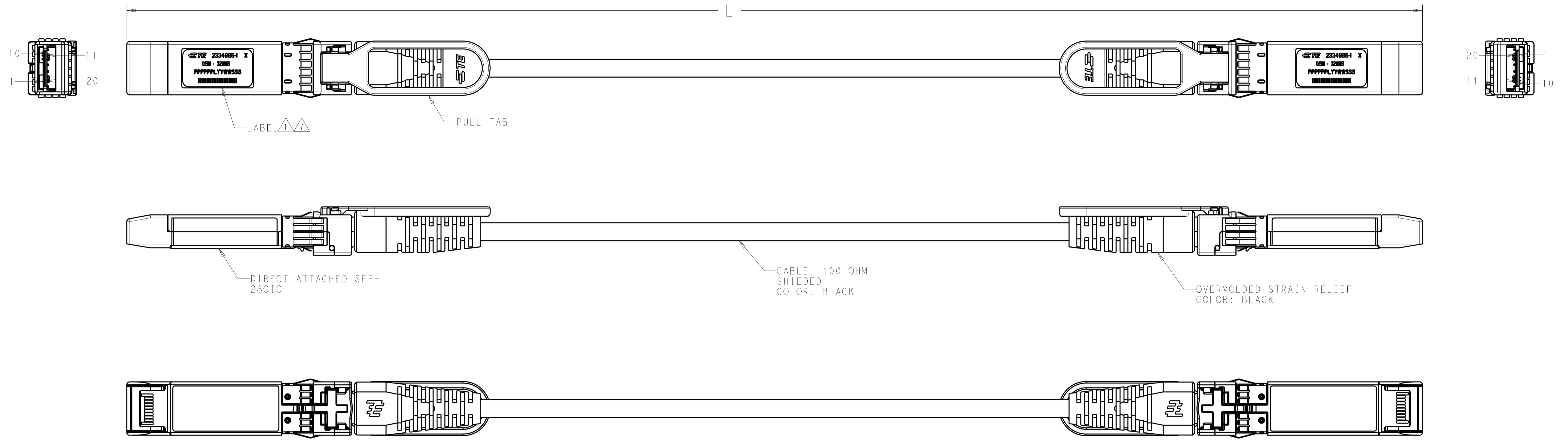
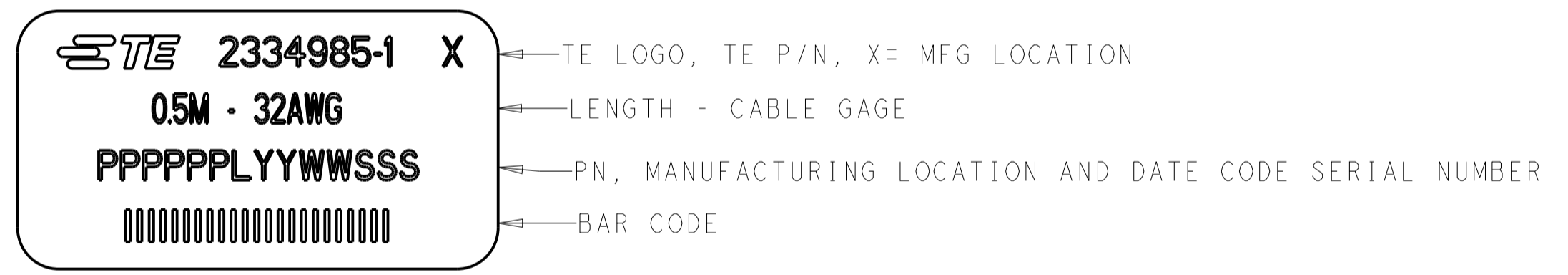


| REVISIONS | | | | |
|-----------|-----|---------------------------|-----------|----------|
| P | LTN | DESCRIPTION | DATE | OWN APVD |
| B | | REVISED PER ECO-20-002055 | 14FEB2020 | AP GF |
| C | | REVISED PER ECO-21-005292 | 01MAY2021 | KK AK |



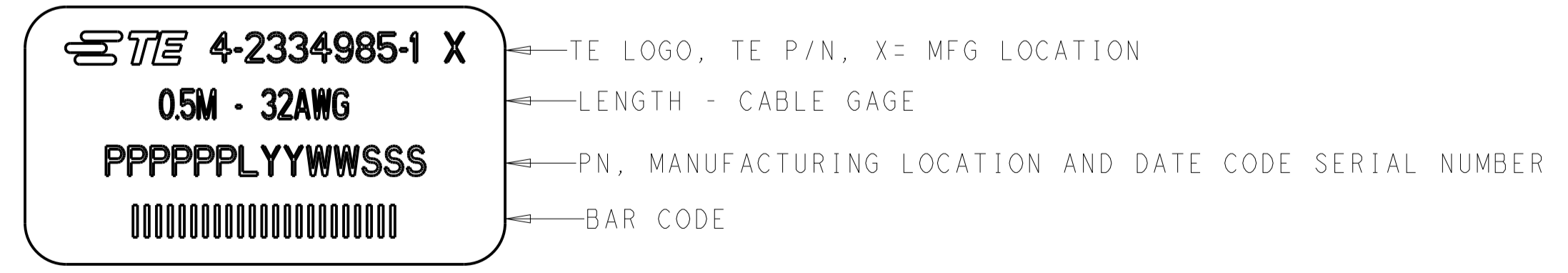
△ LABEL INFORMATION FOR 25 GIG PNS (-1 THRU -4): -1 SHOWN.



- SEE SHEET 2 FOR WIRING SCHEMATIC.
- ALL MATERIALS, COMPONENTS AND PROCESS SHALL COMPLY WITH TEC-138-702. (CONTAINS NO BANNED OR RESTRICTED SUBSTANCES).
- CABLE ASSEMBLY TO BE TESTED FOR OPENS, SHORTS AND PROPER EEPROM PROGRAM.
- NO REACH SvHC SHALL BE CONTAINED ABOVE THE THRESHOLD AS DEFINED IN REACH SvHC COMPLIANCE DEFINITION IN ANNEX A OF TEC-138-702

△ TEST IN ACCORDANCE WITH IEEE802.3by.

△ LABEL INFORMATION FOR 56 GIG PNS (-41 THRU -43): -41 SHOWN



△ DASH NUMBER 41 THRU 43 CONFORM TO 56G, PAM-4 IEEE802.3CD PERFORMANCE REQUIREMENTS.

| STANDARD | WIRE GAGE | L | PART NO |
|----------|------------|-------------|-------------|
| △8 | 32 AWG | 1500 +50/-0 | 4-2334985-3 |
| | 32 AWG | 1000 +50/-0 | 4-2334985-2 |
| | 32 AWG | 500 +50/-0 | 4-2334985-1 |
| △6 | 32 AWG | 2000 +80/-0 | 2334985-4 |
| | 32 AWG | 1500 +50/-0 | 2334985-3 |
| | 32 AWG | 1000 +50/-0 | 2334985-2 |
| 32 AWG | 500 +50/-0 | 2334985-1 | |

THIS DRAWING IS A CONTROLLED DOCUMENT. OWN: M_YI 03MAY2018. CHK: G_FRANKLIN 03MAY2018. APVD: G_FRANKLIN 03MAY2018.

STE TE Connectivity

NAME: CABLE ASSEMBLY, SFP+ TO SFP+, 28G 32 AWG

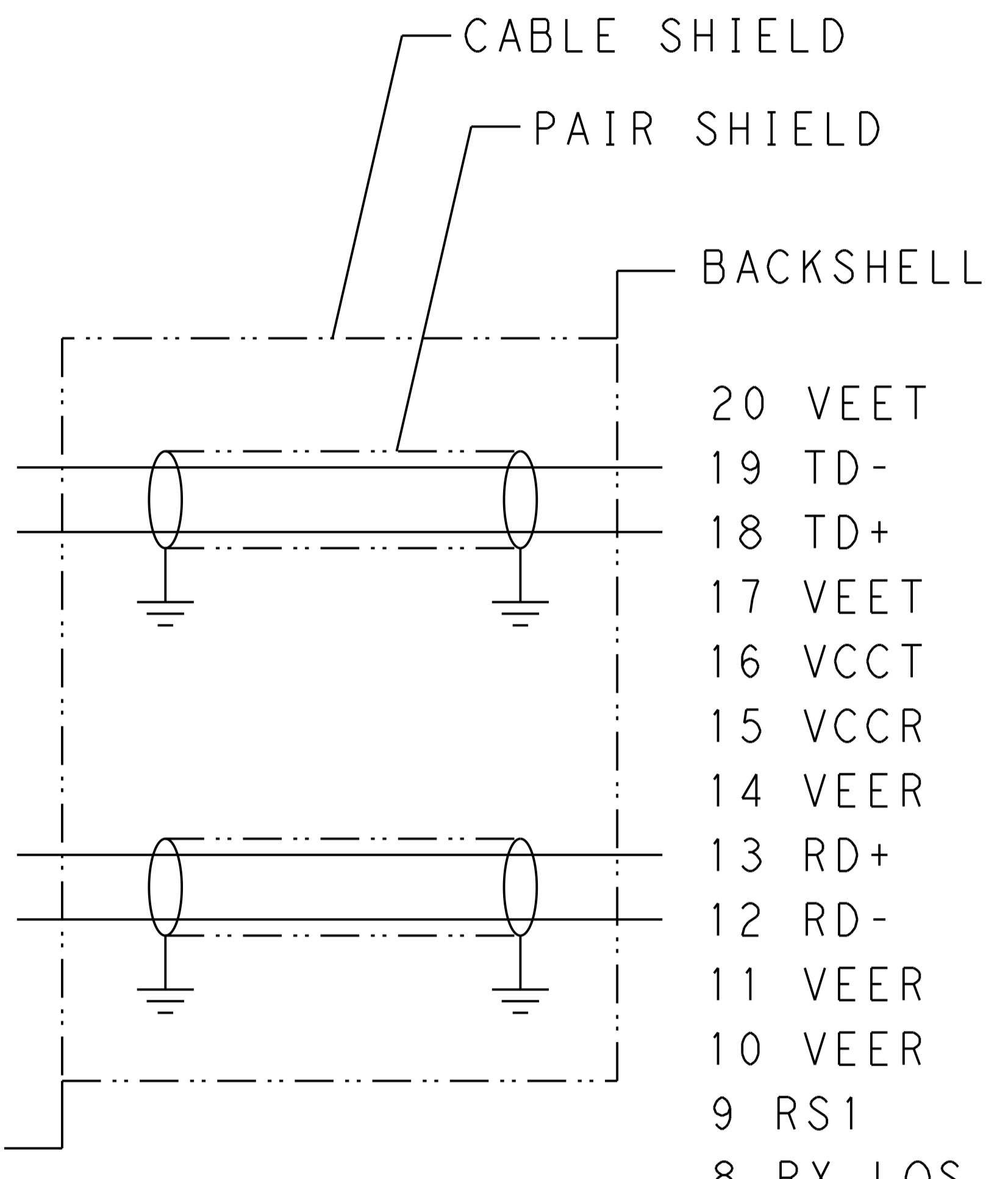
SIZE: A1 CAGE CODE: 100779 DRAWING NO: 2334985

MATERIAL: FINISH: WEIGHT: CUSTOMER DRAWING

SCALE: 2:1 SHEET 1 OF 2 REV C

| REVISIONS | | | | |
|-----------|-----|-------------|------|------|
| P. | LTN | DESCRIPTION | DATE | APVD |
| - | - | SEE SHEET 1 | - | - |
| | | | | |
| | | | | |

- VEET 1
- TX_FAULT 2
- TX_DISABLE 3
- SDA 4
- SCL 5
- MOD_ABS 6
- RS0 7
- RX_LOS 8
- RS1 9
- VEER 10
- VEER 11
- RD- 12
- RD+ 13
- VEER 14
- VCCR 15
- VCCT 16
- VEET 17
- TD+ 18
- TD- 19
- VEET 20



- 20 VEET
- 19 TD-
- 18 TD+
- 17 VEET
- 16 VCCT
- 15 VCCR
- 14 VEER
- 13 RD+
- 12 RD-
- 11 VEER
- 10 VEER
- 9 RS1
- 8 RX_LOS
- 7 RS0
- 6 MOD_ABS
- 5 SCL
- 4 SDA
- 3 TX_DISABLE
- 2 TX_FAULT
- 1 VEET

| | | | |
|--|--|---------------------------------|---|
| THIS DRAWING IS A CONTROLLED DOCUMENT. | | OWN M.YI 03MAY2018 | TE Connectivity |
| DIMENSIONS: mm | | CHK G.FRANKLIN 03MAY2018 | |
| | | APVD G.FRANKLIN 03MAY2018 | NAME CABLE ASSEMBLY, SFP+ TO SFP+, 28G 32 AWG |
| TOLERANCES UNLESS OTHERWISE SPECIFIED: | | PRODUCT SPEC | SIZE A1 |
| 0 PLC ± | | APPLICATION SPEC | CAGE CODE 00779 |
| 1 PLC ± | | WEIGHT | DRAWING NO 2334985 |
| 2 PLC ± | | CUSTOMER DRAWING | RESTRICTED TO |
| 3 PLC ± | | SCALE 2:1 | SHEET 2 |
| 4 PLC ± | | SCALE | OF 2 |
| ANGLES ± | | SCALE | REV C |
| FINISH | | SCALE | REV |

Mouser Electronics

Authorized Distributor

Click to View Pricing, Inventory, Delivery & Lifecycle Information:

[TE Connectivity:](#)

[2334985-3](#)