

REVISIONS

P	LTR	DESCRIPTION	DATE	DWN	APVD
	P1	REVISED PER ECO-21-004888	03/15/2021	PNT	LR

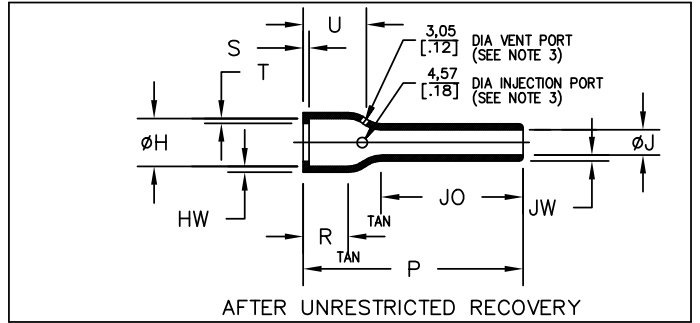
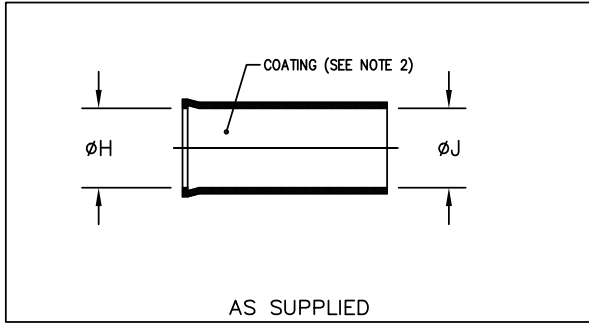


TABLE OF DIMENSIONS

PART NUMBER	H		J			P	JO	R	S	T	U	HW	JW
	Min a	Max b	Min -3,-4,-25 a	Min -12,-100 a	Max b	±10% b	±10% b	Ref b	Ref b	Ref b	±10% b	±20% b	±20% b
202D211	22.4 [.88]	11.4 [.45]	22.4 [.88]	14.0 [.55]	6.4 [.25]	105.9 [4.17]	86.4 [3.40]	11.7 [.46]	3.0 [.12]	1.0 [.04]	14.2 [.56]	1.52 [.06]	1.14 [.045]
202D221	25.7 [1.01]	15.0 [.59]	25.7 [1.01]	16.0 [.63]	7.4 [.29]	121.2 [4.77]	98.6 [3.88]	12.2 [.48]	3.0 [.12]	1.0 [.04]	15.0 [.59]	1.52 [.06]	1.14 [.045]
202D232	29.5 [1.16]	18.8 [.74]	29.5 [1.16]	18.3 [.72]	8.4 [.33]	138.7 [5.46]	112.8 [4.44]	12.2 [.48]	3.0 [.12]	1.0 [.04]	15.5 [.61]	1.78 [.07]	1.14 [.045]
202D242	34.0 [1.34]	22.9 [.90]	34.0 [1.34]	21.3 [.84]	9.7 [.38]	159.5 [5.28]	130.8 [5.15]	12.2 [.48]	3.0 [.12]	1.0 [.04]	15.7 [.62]	1.78 [.07]	1.14 [.045]
202D253	37.3 [1.47]	29.5 [1.16]	37.3 [1.47]	23.1 [.91]	10.4 [.41]	177.8 [7.00]	142.2 [5.60]	14.0 [.55]	3.0 [.12]	1.65 [.065]	18.0 [.71]	2.0 [.08]	1.14 [.045]
202D263	43.7 [1.72]	34.0 [1.34]	43.7 [1.72]	27.2 [1.07]	12.2 [.48]	203.2 [8.00]	163.1 [6.42]	15.2 [.60]	3.0 [.12]	1.65 [.065]	19.8 [.78]	2.0 [.08]	1.14 [.045]
202D274	50.0 [1.97]	41.2 [1.62]	50.0 [1.97]	31.5 [1.24]	14.2 [.56]	203.2 [8.00]	157.7 [6.21]	15.2 [.60]	3.0 [.12]	1.65 [.065]	20.8 [.82]	2.3 [.09]	1.40 [.055]
202D285	62.7 [2.47]	47.0 [1.85]	62.7 [2.47]	39.1 [1.54]	17.5 [.69]	203.2 [8.00]	153.2 [6.03]	16.0 [.63]	3.0 [.12]	2.0 [.08]	23.4 [.92]	2.5 [.10]	1.40 [.055]
202D296	69.3 [2.73]	59.7 [2.35]	69.3 [2.73]	43.2 [1.70]	19.6 [.77]	203.2 [8.00]	143.3 [5.64]	16.0 [.63]	3.0 [.12]	2.0 [.08]	23.6 [.93]	2.5 [.10]	1.40 [.055]
202D299	81.8 [3.22]	67.1 [2.64]	81.8 [3.22]	51.1 [2.01]	22.9 [.90]	203.2 [8.00]	138.4 [5.45]	16.0 [.63]	3.0 [.12]	2.0 [.08]	31.2 [1.23]	2.5 [.10]	1.40 [.055]

THIS DRAWING IS UNPUBLISHED. ALL RIGHTS RESERVED. © COPYRIGHT - TE Connectivity Ltd.

DIMENSIONS:  
mm [INCHES]

DWN M MAZARIEGOS 03/15/2021  
CHK M TAYLOR 03/16/2021  
APVD L RODRIGUEZ 03/16/2021

MATERIAL SEE SHEET 2 FINISH -

TOLERANCES UNLESS OTHERWISE SPECIFIED:

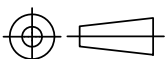
- 0 PLC ± -
- 1 PLC ± 0.50[.1]
- 2 PLC ± 0.25[.01]
- 3 PLC ± 0.13[.005]
- 4 PLC ± -
- ANGLES ± 1°

PRODUCT SPEC -  
APPLICATION SPEC -  
WEIGHT



TE Connectivity Ltd.

NAME BOOT, STRAIGHT, WITH LIP  
SIZE A4 CAGE CODE 00779 DRAWING NO 202D211-XX-0THRU299-XX-0 RESTRICTED TO -



CUSTOMER DRAWING SCALE DNS SHEET 1 OF 2 REV P1

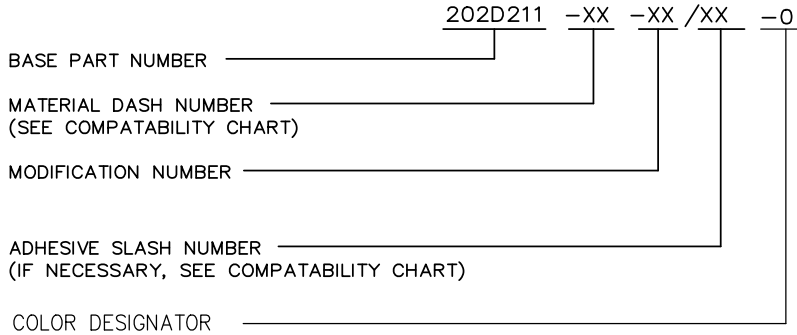
REVISIONS

P	LTR	DESCRIPTION	DATE	DWN	APVD
-	-	SEE SHEET 1	-	-	-

COMPATIBILITY CHART

MATERIAL DASH NO.	MATERIAL DESCRIPTION	RT SPEC	COATING SLASH NUMBER	COATING S NUMBER
-3	Polyolefin, Semi-rigid	RT-301	/42;/86;/180	S1017;S1048;S1030
-4	Polyolefin, Flexible	RT-1304	/42;/86;/180	S1017;S1048;S1030
-12	Fluoroelastomer, Flexible	RT-1312	N/A	N/A
-25	Elastomer, Fluid Resistant	RW-2070	/42;/86;/225	S1017;S1048;S1206
-100	Polyolefin, Semi-flexible ZEROHAL	RW-2082	/86;/180	S1048,S1030

ORDERING INFORMATION



NOTES:

- DIMENSIONS APPEARING IN TABLE ARE AS FOLLOWS:
  - a - AS SUPPLIED
  - b - AFTER UNRESTRICTED RECOVERY
- COATING IS OPTIONAL. AS SUPPLIED DIMENSIONS APPEARING IN TABLE ARE FOR UNCOATED PARTS. WHEN COATING IS ADDED, ENTRY DIAMETERS WILL BE REDUCED BY 1.5mm[.06] MAX.
- MOLDING PORTS ARE OPTIONAL. WHEN -00 MODIFICATION NUMBER IS SPECIFIED MOLDING PORTS WILL BE LOCATED AS SHOWN.

RELEASED FOR PUBLICATION

ALL RIGHTS RESERVED.

© COPYRIGHT - TE Connectivity Ltd.

DIMENSIONS: mm [INCHES]	DWN M MAZARIEGOS 03/15/2021	MATERIAL	-	FINISH	-
	CHK M TAYLOR 03/16/2021	TE Connectivity Ltd.			
TOLERANCES UNLESS OTHERWISE SPECIFIED:	APVD L RODRIGUEZ 03/16/2021				
0 PLC ± -	PRODUCT SPEC	SIZE	CAGE CODE	DRAWING NO	RESTRICTED TO
1 PLC ± 0.50[.1]	-	A4	00779	202D211-XX-0THRU299-XX-0	-
2 PLC ± 0.25[.01]	APPLICATION SPEC				
3 PLC ± 0.13[.005]	-				
4 PLC ± -	WEIGHT				
ANGLES ± 1°	CUSTOMER DRAWING				
		SCALE	DNS	SHEET	2 OF 2
		REV P1			

# Mouser Electronics

Authorized Distributor

Click to View Pricing, Inventory, Delivery & Lifecycle Information:

[TE Connectivity:](#)

[202D221-3/86-0](#)