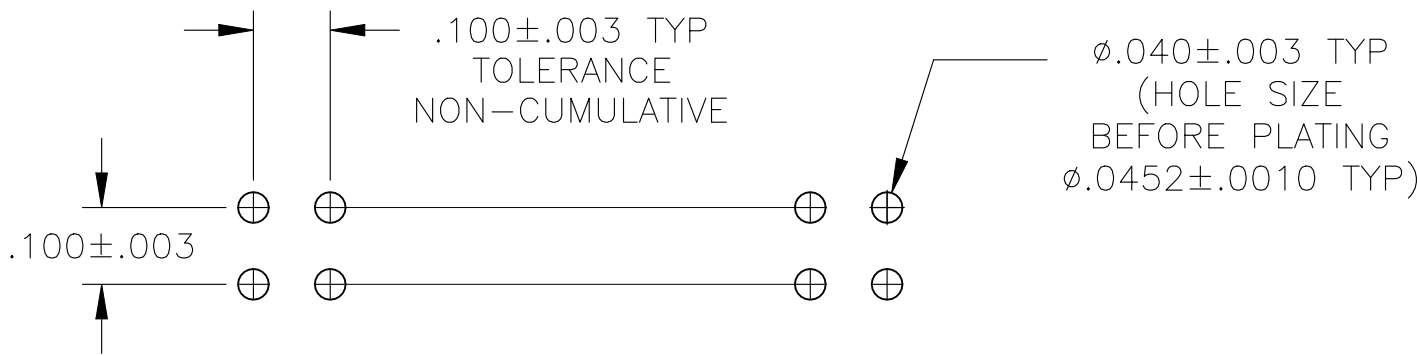
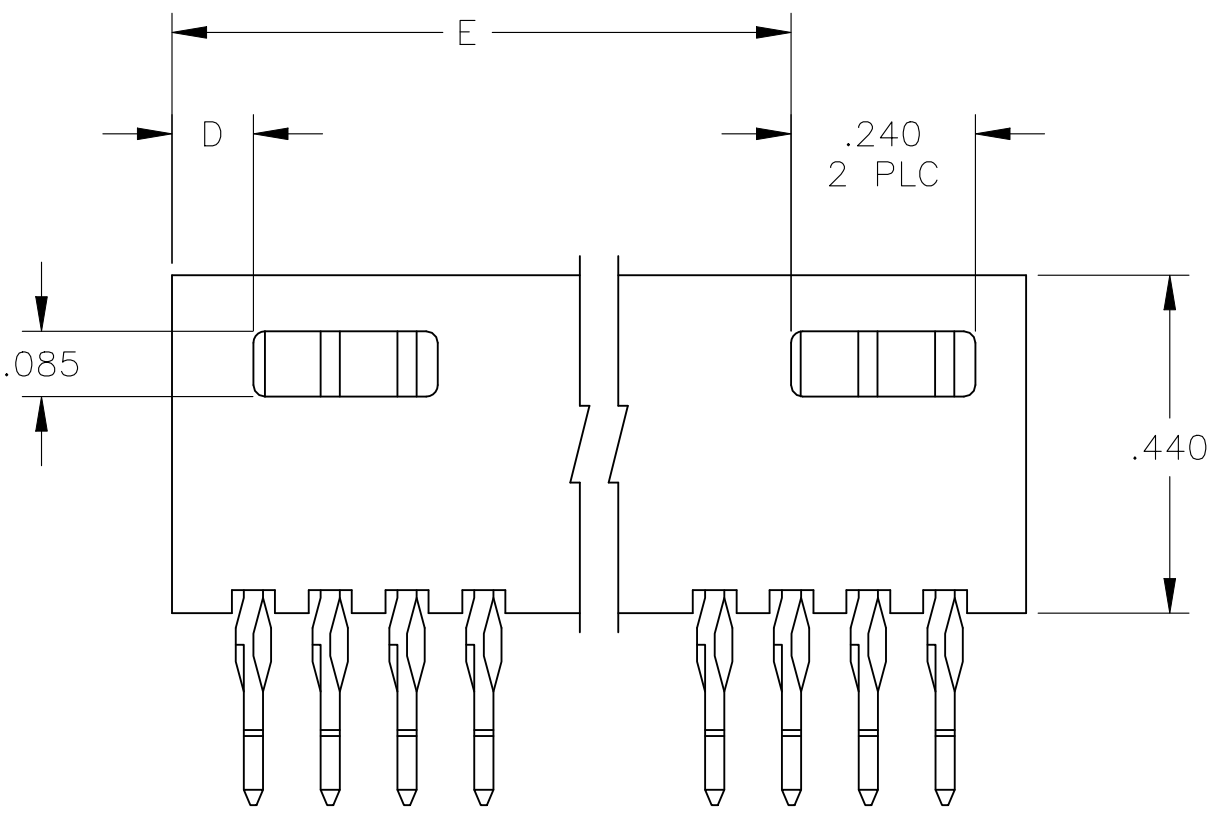
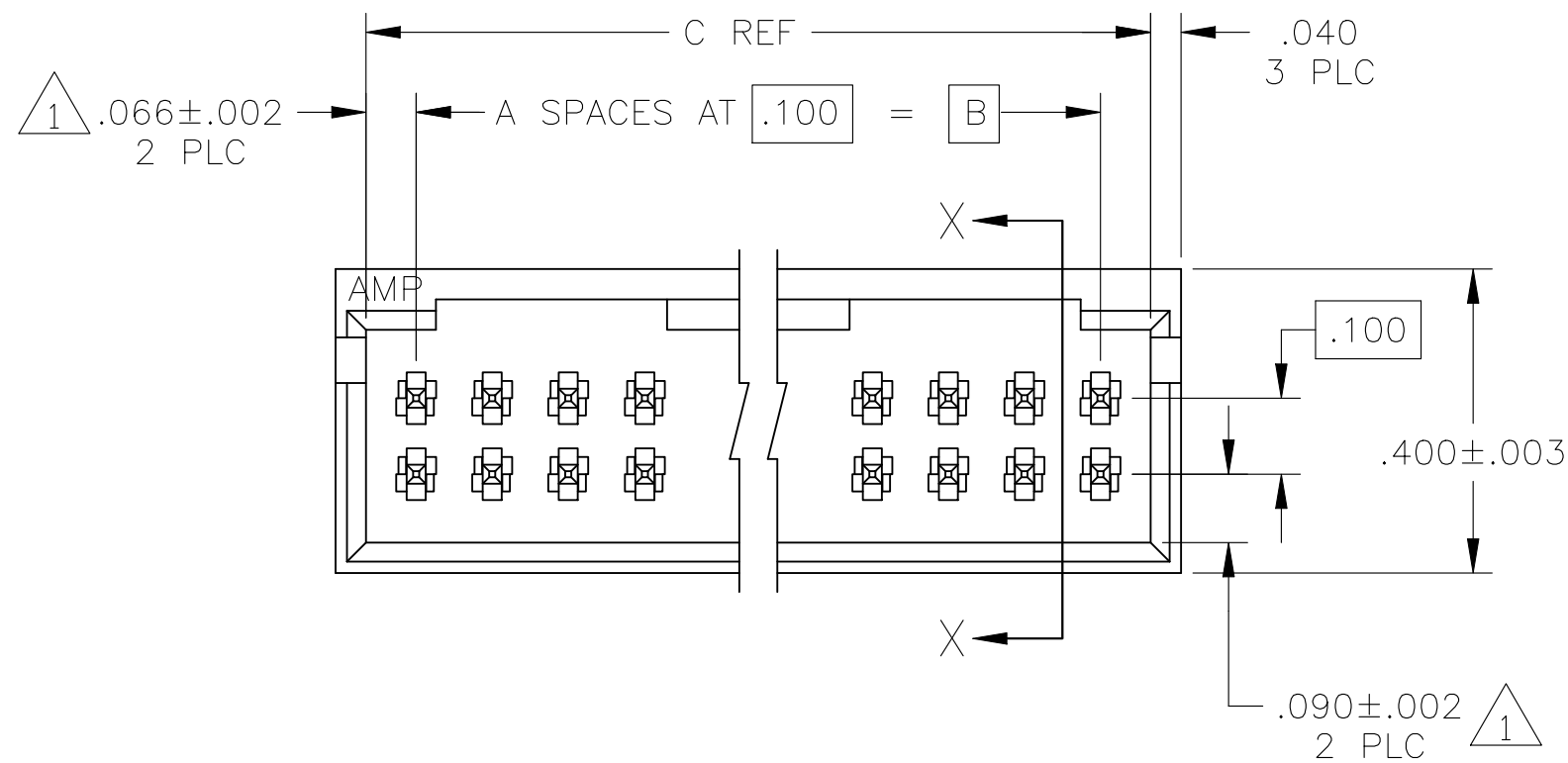
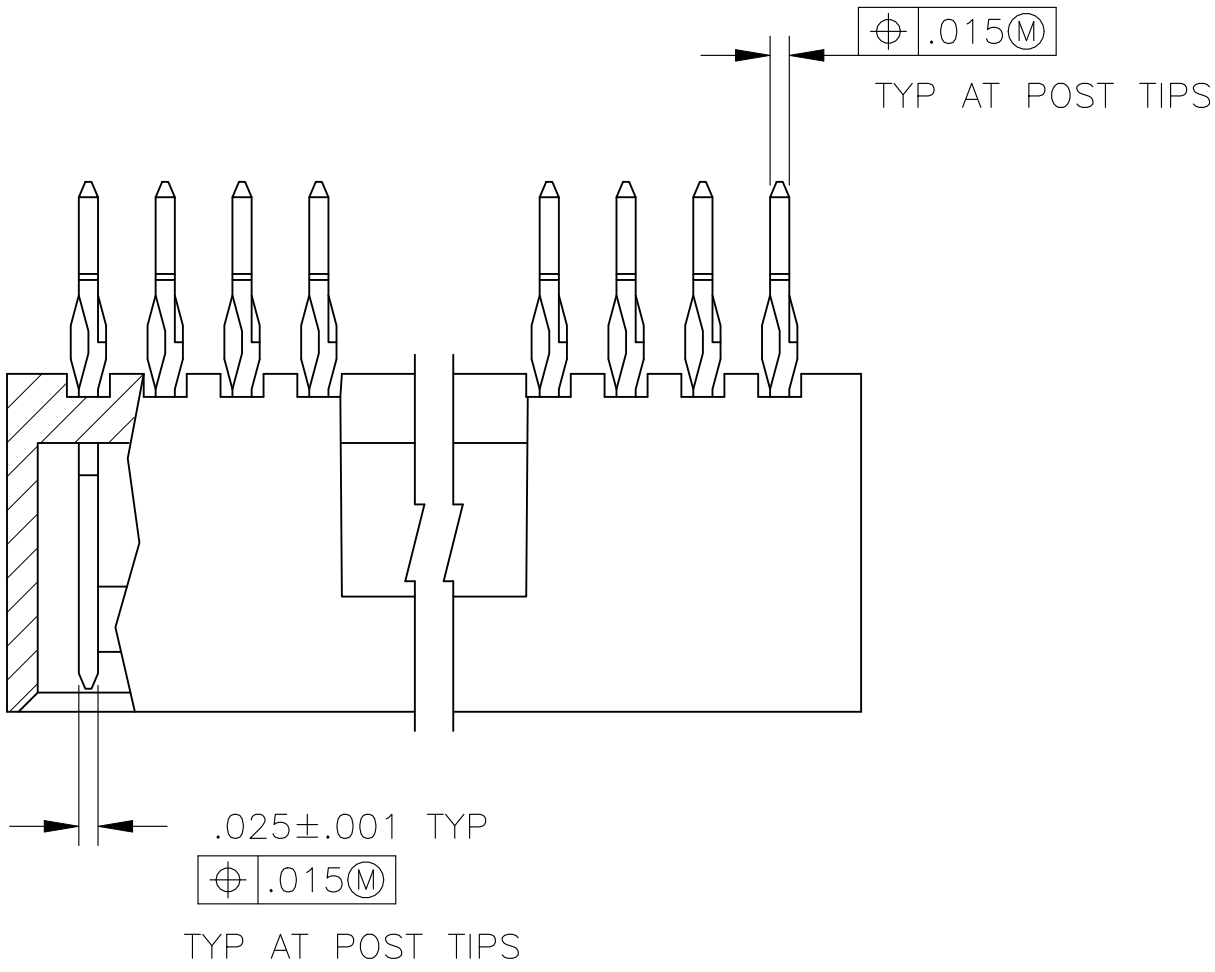
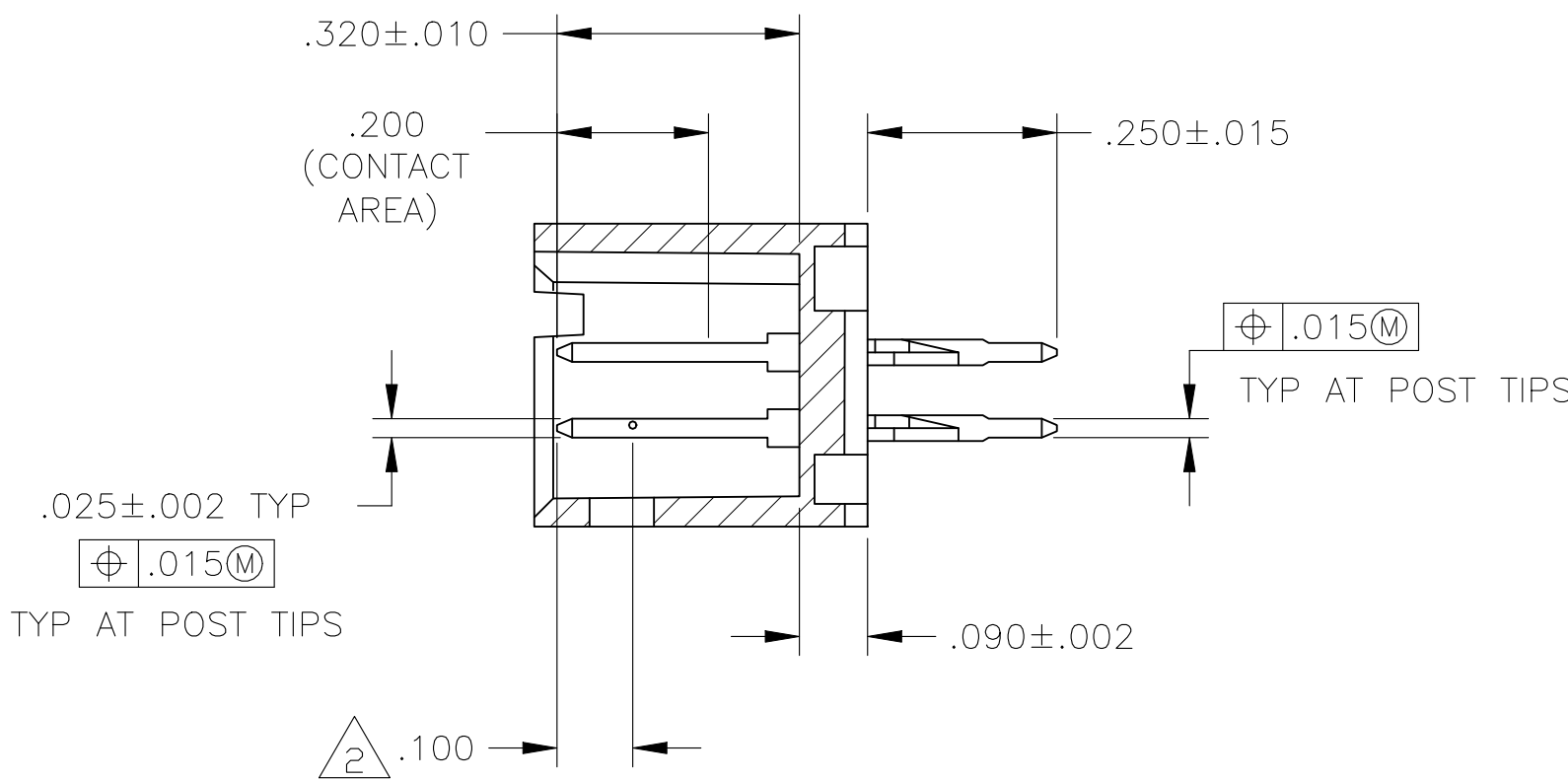


REVISIONS					
P	LTR	DESCRIPTION	DATE	DWN	APVD
	L	RESIN SUPPLIER CHANGE FOR THE HOUSING	15DEC2021	SCB	KJK



RECOMMENDED HOLE LAYOUT



SECTION X-X

NOTES:

- 1 THE NOTED DIMENSIONS APPLY AT THE INTERSECTION OF THE POST AND HOUSING
- 2 POINT OF MEASUREMENT FOR PLATING THICKNESS
- 3 MATERIAL: HOUSING— FLAME RETARDANT THERMOPLASTIC, COLOR—BLACK  
POSTS— COPPER ALLOY
- 4 FINISH: POSTS— .000030 GOLD ON CONTACT AREA,  
.000100—.000200 MATTE TIN—LEAD ON SOLDER TAIL,  
ALL OVER .000050 NICKEL
- 5 FINISH: POSTS— .000030 GOLD ON CONTACT AREA,  
.000100—.000200 MATTE TIN ON SOLDER TAIL,  
ALL OVER .000050 NICKEL
- 6 OBSOLETE PARTS: OBSOLETE CIS STREAMLINING PER D.RENAUD/D.SINISI

6	OBSOLETE	5	2.806	.106	3.032	2.900	29	60	7-102699-8
		5	2.306	.106	2.532	2.400	24	50	7-102699-3
		5	1.806	.106	2.032	1.900	19	40	6-102699-9
		5	1.506	.106	1.732	1.600	16	34	6-102699-6
		5	1.306	.106	1.532	1.400	14	30	6-102699-4
		5	1.106	.106	1.332	1.200	12	26	6-102699-2
		5	1.006	.106	1.232	1.100	10	24	6-102699-1
		5	.806	.106	1.032	.900	9	20	5-102699-9
		5	---	.406	.932	.800	8	18	5-102699-8
		5	---	.306	.832	.700	7	16	5-102699-7
		5	---	.306	.732	.600	6	14	5-102699-6
		5	---	.206	.632	.500	5	12	5-102699-5
		5	---	.206	.532	.400	4	10	5-102699-4
		5	---	.106	.432	.300	3	8	5-102699-3
		5	---	.106	.332	.200	2	6	5-102699-2
		4	2.806	.106	3.032	2.900	29	60	2-102699-8
6	OBSOLETE	4	2.706	.106	2.932	2.800	28	58	2-102699-7
		4	2.606	.106	2.832	2.700	27	56	2-102699-6
		4	2.506	.106	2.732	2.600	26	54	2-102699-5
		4	2.406	.106	2.632	2.500	25	52	2-102699-4
		4	2.306	.106	2.532	2.400	24	50	2-102699-3
		4	2.206	.106	2.432	2.300	23	48	2-102699-2
		4	2.106	.106	2.332	2.200	22	46	2-102699-1
		4	1.906	.106	2.132	2.000	20	42	2-102699-0
		4	1.806	.106	2.032	1.900	19	40	1-102699-9
		4	1.706	.106	1.932	1.800	18	38	1-102699-8
		4	1.606	.106	1.832	1.700	17	36	1-102699-7
		4	1.506	.106	1.732	1.600	16	34	1-102699-6
6	SUP BY 6-102699-6	4	1.406	.106	1.632	1.500	15	32	1-102699-5
		4	1.306	.106	1.532	1.400	14	30	1-102699-4
		4	1.206	.106	1.432	1.300	13	28	1-102699-3
		4	1.106	.106	1.332	1.200	12	26	1-102699-2
		4	1.006	.106	1.232	1.100	11	24	1-102699-1
		4	.906	.106	1.132	1.000	10	22	1-102699-0
		4	.806	.106	1.032	.900	9	20	102699-9
		4	---	.406	.932	.800	8	18	102699-8
		4	---	.306	.832	.700	7	16	102699-7
		4	---	.306	.732	.600	6	14	102699-6
		4	---	.206	.632	.500	5	12	102699-5
		4	---	.206	.532	.400	4	10	102699-4
		4	---	.106	.432	.300	3	8	102699-3
		4	---	.106	.332	.200	2	6	102699-2
		4	2.006	.106	2.232	2.100	21	44	102699-1

FINISH		E	D	C	B	A	NO OF POSN	ASSEMBLY PART NUMBER
THIS DRAWING IS A CONTROLLED DOCUMENT.		DWN R BROWN 14APROS	TE Connectivity					
DIMENSIONS: INCHES		CHK R BROWN 14APROS	NAME					
TOLERANCES UNLESS OTHERWISE SPECIFIED:		APVD J GEFORD 14APROS	HDR ASSY, MOD II, COMPLIANT					
0 PLC ± .005		PRODUCT SPEC	PIN, DBL ROW, .100x.100 CL, 4 SIDE SHROUD					
1 PLC ± .005		APPLICATION SPEC	SIZE CAGE CODE DRAWING NO					
2 PLC ± .005		WEIGHT	A100779102699					
3 PLC ± .005		CUSTOMER DRAWING	SCALE 4:1 SHEET 1 OF 1 REV					
4 PLC ± .005								
ANGLES ± .005								
MATERIAL		SEE TABLE						
-								

# Mouser Electronics

Authorized Distributor

Click to View Pricing, Inventory, Delivery & Lifecycle Information:

[TE Connectivity:](#)

[102699-8](#)