

STANDARD TERMINALS & SPLICES



Euro-Crimp Terminals and Splices provides reliable, low cost terminations for wire sizes 0.5sqm – 6.0sqm (22AWG – 10AWG). The Euro-Crimp terminals are ideally suited to meet the cost / performance needs of commercial applications.

The terminals and splices consist of precision formed metal wire barrel insulated with PVC and have a continuous maximum operating temperature of 75°C.

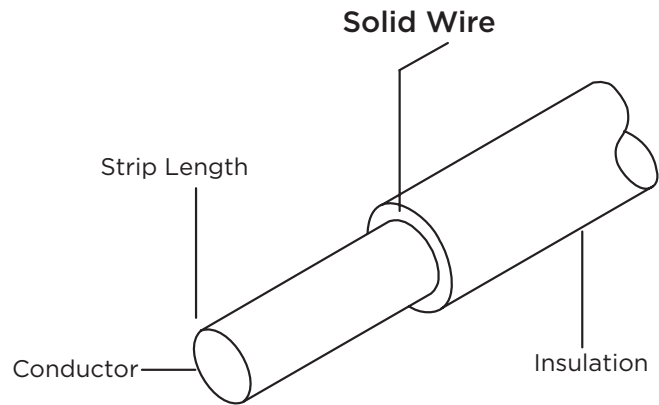
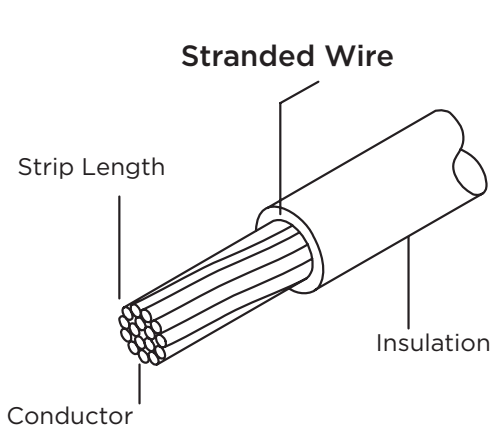
The terminals and splices accept solid or stranded wire for single applications. The insulation allows insertion of wires that meet maximum voltage rating of 600 V.

The terminals suitable for mounting accept stud sizes M3 through M12. The terminals and splices are available in loose-piece for terminating with manual hand held tools, packed either in bulk or re-sealable dispensing plastic containers for in-field installation.

Key Features

- Accommodates wire sizes 0.5sqm – 6.0sqm (22AWG – 10AWG)
- Colour coded vinyl insulation by wire size for easy identification
- Easy wire insertion for low cost termination
- F crimp termination provides long life performance
- Assures rapid wire insertion during volume cable assembly
- Serrations inside the barrel provide maximum contact and tensile strength after crimping
- UL Listed under File E13288
CSA Certified*
VDE Approved*

Standard Terminals & Splices



The terminals and splices will accept solid or stranded copper wire sizes 0.5 mm² to 6 mm² [22 to 10 AWG] with an insulation diameter range of 2.03 to 6.35 mm. Correct strip length is necessary to insert the wire into the terminal or splice properly.

WIRE SELECTION AND PREPARATION						
Terminal or Splice		Insulation Colour	Wire Insulation Diameter	Wire Strip Length		
Size mm ²	AWG			Terminal	Butt Splice	Parallel Splice
0.5-1.5	(22-16)	Red	Red	5.16-5.94	5.16-5.94	5.16-5.94
1.5-2.5	(16-14)	Blue	Blue	5.16-5.94	5.16-5.94	5.16-5.94
4.0-6.0	(12-10)	Yellow	Yellow	7.93-8.73	7.93-8.73	7.93-8.73

CIRCULAR MIL AREA FOR COMMON WIRE SIZES							
CMA	Nominal Wire Size			Strands Diameter		Approximate Conductor Diameter	
	AWG	mm ²	No	Inch	mm	Inch	mm
634	22	0.321	8	0.0089	0.226	0.029	0.737
635	22	0.322	16	0.0063	0.160	0.029	0.737
640	22	0.324	10	0.0080	0.203	0.029	0.737
640	22	0.324	1	0.0253	0.643	0.025	0.635
650	22	0.329	26	0.0050	0.127	0.033	0.838
700	22	0.355	7	0.0100	0.254	0.030	0.762
754	22	0.382	19	0.0063	0.160	0.033	0.838
812	21	0.411	1	0.0285	0.724	0.029	0.737
992	20	0.503	1	0.0315	0.800	0.032	0.813
1000	20	0.507	10	0.0100	0.254	0.038	0.965
1008	20	0.511	20	0.0071	0.180	0.039	0.991
1024	20	0.519	16	0.0080	0.203	0.039	0.991
1024	20	0.519	1	0.0320	0.813	0.032	0.813
1024	20	0.519	256	0.0020	0.051	0.039	0.991
1025	20	0.519	41	0.0050	0.127	0.038	0.965
1032	20	0.523	26	0.0063	0.160	0.039	0.991
1111	20	0.563	7	0.0126	0.320	0.039	0.991
1186	20	0.601	19	0.0079	0.201	0.041	1.041
1289	19	0.653	1	0.0359	0.912	0.036	0.914
1492	18.5	0.756	7	0.0146	0.371	0.047	1.194
1512	18.5	0.766	30	0.0071	0.180	0.047	1.194
1536	18.5	0.778	384	0.0020	0.051	0.047	1.194
1536	18.5	0.778	24	0.0080	0.203	0.047	1.194
1600	18	0.811	16	0.0100	0.254	0.049	1.245
1608	18	0.815	19	0.0092	0.234	0.049	1.245
1617	18	0.819	7	0.0152	0.386	0.042	1.067
1624	18	0.823	1	0.0403	1.024	0.040	1.016
1525	18	0.823	65	0.0050	0.127	0.040	1.016
1627	18	0.824	41	0.0063	0.016	0.049	1.245

Standard Terminals & Splices

CIRCULAR MIL AREA FOR COMMON WIRE SIZES							
CMA	Nominal Wire Size			Strands Diameter		Approximate Conductor Diameter	
	AWG	mm ²	No	Inch	mm	Inch	mm
1639	18	0.830	7	0.0153	0.389	0.042	1.067
1770	18	0.897	7	0.0159	0.404	0.048	1.219
1900	18	0.963	19	0.0100	0.254	0.052	1.321
1980	17	1.003	1	0.0445	1.130	0.045	1.143
1999	17	1.013	7	0.0169	0.429	0.047	1.194
2048	17	1.038	32	0.0080	0.203	0.047	1.194
2048	17	1.038	512	0.0020	0.051	0.049	1.245
2052	17	1.040	1	0.0453	1.151	0.045	1.143
2426	16	1.229	19	0.0113	0.287	0.061	1.549
2521	16	1.277	50	0.0071	0.180	0.059	1.499
2540	16	1.287	16	0.0126	0.320	0.059	1.499
2580	16	1.307	65	0.0063	0.160	0.059	1.499
2581	16	1.308	1	0.0508	1.290	0.051	1.295
2600	16	1.317	26	0.0100	0.254	0.061	1.549
2625	16	1.330	105	0.0050	0.127	0.059	1.499
2800	16	1.419	7	0.0200	0.508	0.061	1.549
2942	15.5	1.491	7	0.0205	0.521	0.059	1.499
2948	15.5	1.494	1	0.0543	1.379	0.054	1.372
3000	15.5	1.520	30	0.0100	0.254	0.059	1.499
3073	15.5	1.557	392	0.0028	0.071	0.061	1.549
3260	15	1.652	1	0.0571	1.450	0.057	1.448
3831	14	1.941	19	0.0142	0.361	0.076	1.930
3899	14	1.976	7	0.0236	0.599	0.071	1.803
4079	14	2.067	37	0.0105	0.267	0.073	1.854
4099	14	2.077	7	0.0242	0.615	0.076	1.930
4100	14	2.077	41	0.0100	0.254	0.077	1.956
4106	14	2.081	19	0.0147	0.373	0.076	1.930
4109	14	2.082	1	0.0641	1.628	0.064	1.626
4128	14	2.092	26	0.0126	0.320	0.075	1.905
4167	14	2.111	105	0.0063	0.160	0.073	1.854
4234	14	2.145	84	0.0071	0.180	0.074	1.880
4802	13.5	2.433	50	0.0098	0.249	0.087	2.210
4842	13.5	2.453	7	0.0263	0.668	0.079	2.007
4914	13.5	2.490	1	0.0701	1.781	0.070	1.778
5184	13	2.627	1	0.0720	1.829	0.072	1.829
6088	12	3.085	19	0.0179	0.455	0.096	2.438
6343	12	3.214	165	0.0062	0.157	0.095	2.413
6475	12	3.281	259	0.0050	0.127	0.105	2.667
6500	12	3.294	65	0.0100	0.254	0.096	2.438
6503	12	3.295	19	0.0185	0.470	0.092	2.337
6509	12	3.298	41	0.0126	0.320	0.094	2.388
6512	12	3.300	7	0.0305	0.775	0.086	2.184
6529	12	3.308	1	0.0808	2.052	0.081	2.057
6545	12	3.316	37	0.0133	0.338	0.093	2.362
6654	12	3.372	84	0.0089	0.226	0.094	2.388
6946	11.5	3.520	7	0.0315	0.800	0.094	2.388
7856	11.5	3.981	7	0.0335	0.851	0.100	2.540
7985	11.5	4.046	19	0.0205	0.521	0.101	2.565
8064	11.5	4.086	56	0.0120	0.305	0.102	2.591
8226	11	4.168	1	0.0907	2.304	0.091	2.311
9072	10	4.597	7	0.0360	0.914	0.096	2.438
9472	10	4.799	37	0.0160	0.406	0.109	2.769

Standard Terminals & Splices

CIRCULAR MIL AREA FOR COMMON WIRE SIZES							
CMA	Nominal Wire Size			Strands Diameter		Approximate Conductor Diameter	
	AWG	mm ²	No	Inch	mm	Inch	mm
7856	11.5	3.981	7	0.0335	0.851	0.100	2.540
7985	11.5	4.046	19	0.0205	0.521	0.101	2.565
8064	11.5	4.086	56	0.0120	0.305	0.102	2.591
8226	11	4.168	1	0.0907	2.304	0.091	2.311
9072	10	4.597	7	0.0360	0.914	0.096	2.438
9472	10	4.799	37	0.0160	0.406	0.109	2.769
10080	10	5.108	1	0.1004	2.550	0.100	2.540
10319	10	5.229	37	0.0167	0.424	0.109	2.769
10319	10	5.229	65	0.0126	0.320	0.118	2.997
10365	10	5.252	41	0.0159	0.404	0.122	3.099
10376	10	5.258	7	0.0385	0.978	0.096	2.438
10384	10	5.262	1	0.1019	2.588	0.102	2.591
10404	10	5.272	19	0.0234	0.594	0.117	2.972
10500	10	5.320	105	0.0100	0.254	0.116	2.946
10867	10	5.506	7	0.0394	1.001	0.118	2.997
11696	10	5.926	84	0.0118	0.300	0.130	3.302
11710	10	5.933	7	0.0409	1.039	0.128	3.251
11816	10	5.987	1	0.1087	2.761	0.109	2.769
12066	10	6.114	19	0.0252	0.640	0.126	3.200

Note: The following tables are applicable to single and multiple strand, round, conductors only.
 This table has been included into this publication to assist in selecting the appropriate terminal where multiple cables require to be terminated.

Standard Terminals & Splices




Figure 1

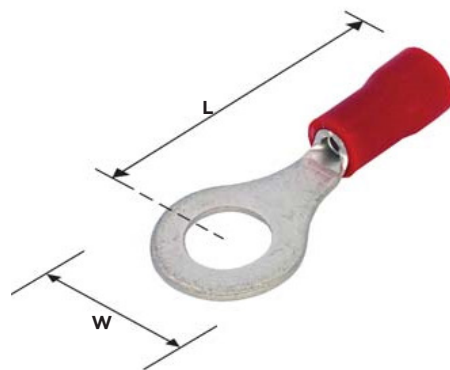


Figure 2

Material	
Insulation	Vinyl, UL94V-0
Terminal Body:	Copper
Plating:	Tin


RING TONGUE TERMINAL

Wire Size mm ²	Tongue Material Thickness Max	Stud Size	Dimensions			Terminal colour	Wire Insulation Diameter Max	Part Numbers			
			W	E max	L max			Small Pack	Box Qty	Bulk Pack	Bag Qty
22-16 0.26-1.65	0.75	M3	5.50	10.50	17.50	●	4.30	1-1838142-0	100	2-1838142-0	1,000
	0.75	M3.5	5.50	10.50	17.50	●	4.30	1-1838143-0	100	2-1838143-0	1,000
	0.75	M4	6.60	10.50	20.40	●	4.30	1-1838144-0	100	2-1838144-0	1,000
	0.75	M5	8.00	10.50	21.70	●	4.30	1-1838145-0	100	2-1838145-0	1,000
	0.75	M6	11.60	10.50	27.60	●	4.30	1-1838146-0	100	2-1838146-0	1,000
	0.75	M8	11.60	10.50	27.60	●	4.30	1-1838147-0	100	2-1838147-0	1,000
	0.75	M10	13.70	10.50	31.50	●	4.30	1-1838148-0	100	2-1838148-0	1,000
	0.75	M12	19.00	10.50	35.00	●	4.30	1-1838149-0	50	2-1838149-0	1,000
16-14 1.04-2.62	0.80	M3	6.60	11.00	20.60	●	4.70	1-1838150-0	100	2-1838150-0	1,000
	0.80	M3.5	6.60	11.00	20.60	●	4.70	1-1838151-0	100	2-1838151-0	1,000
	0.80	M4	6.60	11.00	20.80	●	4.70	1-1838152-0	100	2-1838152-0	1,000
	0.80	M5	8.50	11.00	23.00	●	4.70	1-1838153-0	100	2-1838153-0	1,000
	0.80	M6	12.00	11.00	28.10	●	4.70	1-1838154-0	100	2-1838154-0	1,000
	0.80	M8	12.00	11.00	28.10	●	4.70	1-1838155-0	100	2-1838155-0	1,000
	0.80	M10	13.70	11.00	31.90	●	4.70	1-1838156-0	100	2-1838156-0	1,000
	0.80	M12	19.00	11.00	35.50	●	4.70	1-1838157-0	50	2-1838157-0	1,000
12-10 2.62-6.64	1.00	M3	9.50	14.00	26.70	●	6.70	1-1838158-0	50	2-1838158-0	500
	1.00	M3.5	9.50	14.00	26.70	●	6.70	1-1838159-0	50	2-1838159-0	500
	1.00	M4	9.50	14.00	26.70	●	6.70	1-1838160-0	50	2-1838160-0	500
	1.00	M5	9.50	14.00	26.70	●	6.70	1-1838161-0	50	2-1838161-0	500
	1.00	M6	12.00	14.00	32.70	●	6.70	1-1838162-0	50	2-1838162-0	500
	1.00	M8	15.00	14.00	34.90	●	6.70	1-1838163-0	50	2-1838163-0	500
	1.00	M10	15.00	14.00	34.90	●	6.70	1-1838164-0	50	2-1838164-0	500
	1.00	M12	19.20	14.00	39.90	●	6.70	1-1838165-0	25	2-1838165-0	500

RING TONGUE TERMINAL ACCORDING TO DIN 46237

Wire Size mm ²	Tongue Material Thickness Max	Stud Size	Dimensions		Terminal colour	Wire Insulation Diameter Max	Part Numbers			
			W	L			Small Pack	Box Qty	Bulk Pack	Bag Qty
0.5-1.0	0.8	M2.5	6.0	16.0	●	3.1	165401	100	165401-1	1000
	0.8	M3	6.0	16.0	●	3.1	165402	100	165402-1	1000
	0.8	M3.5	6.0	16.0	●	3.1	165403	100	165403-1	1000
	0.8	M4	8.0	17.0	●	3.1	165404	100	165404-1	1000
	0.8	M5	10.0	18.0	●	3.1	165405	100	165405-1	1000
1.5-2.5	0.8	M3	6.0	17.0	●	3.9	165406	100	165406-1	1000
	0.8	M3.5	6.0	17.0	●	3.9	165407	100	165407-1	1000
	0.8	M4	8.0	18.0	●	3.9	165408	100	165408-1	1000
	0.8	M5	10.0	20.0	●	3.9	165409	100	165409-1	1000
	0.8	M6	11.0	22.0	●	3.9	165410	100	165410-1	1000
	0.8	M8	14.0	23.0	●	3.9	165411	100	165411-1	1000
4.0-6.0	1.0	M4	8.0	20.0	●	5.6	165412	50	165412-1	500
	1.0	M5	10.0	21.0	●	5.6	165413	50	165413-1	500
	1.0	M6	11.0	22.0	●	5.6	165414	50	165414-1	500
	1.0	M8	14.0	25.0	●	5.6	165415	50	165415-1	500
	1.0	M10	18.0	27.0	●	5.6	165416	50	165416-1	500

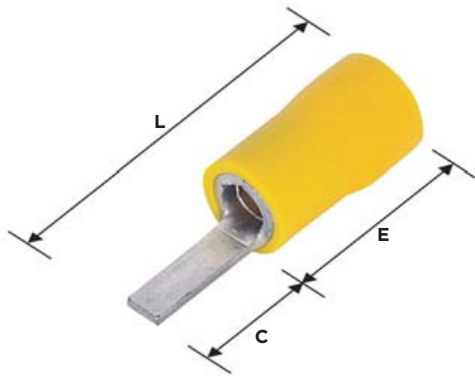
Standard Terminals & Splices



Material	
Insulation	Vinyl, UL94V-0
Terminal Body:	Copper
Plating:	Tin

FORK TONGUE TERMINAL											
Wire Size mm ²	Tongue Material Thickness Max	Stud Size	Dimensions			Terminal colour	Wire Insulation Diameter Max	Part Numbers			
			W	E max	L max			Small Pack	Box Qty	Bulk Pack	Bag Qty
22-16 0.26-1.65	0.75	M3	5.70	10.50	22.00	●	4.30	1-1838166-0	100	2-1838166-0	1,000
	0.75	M3.5	5.70	10.50	22.00	●	4.30	1-1838167-0	100	2-1838167-0	1,000
	0.75	M4	7.20	10.50	22.00	●	4.30	1-1838168-0	100	2-1838168-0	1,000
	0.75	M4	6.40	10.50	22.00	●	4.30	1-1838169-0	100	2-1838169-0	1,000
	0.75	M5	8.00	10.50	22.00	●	4.30	1-1838170-0	100	2-1838170-0	1,000
	0.75	M6	10.70	10.50	23.00	●	4.30	1-1838171-0	100	2-1838171-0	1,000
16-14 1.04-2.62	0.80	M3	5.70	11.00	22.50	●	4.70	1-1838172-0	100	2-1838172-0	1,000
	0.80	M3.5	5.70	11.00	22.50	●	4.70	1-1838173-0	100	2-1838173-0	1,000
	0.80	M4	7.20	11.00	22.50	●	4.70	1-1838174-0	100	2-1838174-0	1,000
	0.80	M4	6.40	11.00	22.50	●	4.70	1-1838175-0	100	2-1838175-0	1,000
	0.80	M5	8.00	11.00	22.50	●	4.70	1-1838176-0	100	2-1838176-0	1,000
	0.80	M6	10.70	11.00	23.50	●	4.70	1-1838177-0	100	2-1838177-0	1,000
12-10 2.62-6.64	0.80	M3.5	8.10	14.00	26.70	●	6.70	1-1838178-0	50	2-1838178-0	500
	1.00	M4	8.20	14.00	26.70	●	6.70	1-1838179-0	50	2-1838179-0	500
	1.00	M5	9.00	14.00	26.70	●	6.70	1-1838180-0	50	2-1838180-0	500
	1.00	M6	12.00	14.00	30.70	●	6.70	1-1838181-0	50	2-1838181-0	500


Standard Terminals & Splices



Material	
Insulation	Vinyl, UL94V-0
Terminal Body:	Copper
Plating:	Tin

BLADE TONGUE TERMINAL											
Wire Size mm ²	Tongue Material Thickness Max	Blade Width	Dimensions			Terminal colour	Wire Insulation Diameter Max	Part Numbers			
			C min	E max	L max			Small Pack	Box Qty	Bulk Pack	Bag Qty
22-16 0.26-1.65	0.75	2.80	9.00	10.50	19.50	●	4.30	1-1838182-0	100	2-1838182-0	1,000
	0.75	3.00	14.50	10.50	25.00	●	4.30	1-1838183-0	100	2-1838183-0	1,000
	0.75	2.45	18.00	10.50	28.50	●	4.30	1-1838184-0	100	2-1838184-0	1,000
16-14 1.04-2.62	0.80	2.80	9.00	11.00	20.00	●	4.70	1-1838185-0	100	2-1838185-0	1,000
	0.80	2.45	18.00	11.00	29.00	●	4.70	1-1838186-0	100	2-1838186-0	1,000
12-10 2.62-6.64	1.00	2.80	10.00	14.00	24.00	●	6.70	1-1838187-0	50	2-1838187-0	500
	1.00	4.50	18.00	14.00	32.00	●	6.70	1-1838188-0	50	2-1838188-0	500

Standard Terminals & Splices




Material	
Insulation	Vinyl, UL94V-0
Terminal Body:	Copper
Plating:	Tin

HOOKED BLADE TONGUE TERMINAL

Wire Size mm ²	Tongue Material Thickness Max	Blade Width	Dimensions			Terminal colour	Wire Insulation Diameter Max	Part Numbers			
			H	E max	L max			Small Pack	Box Qty	Bulk Pack	Bag Qty
22-16 0.26-1.65	0.80	2.80	2.20	10.50	28.30	●	4.30	1-1838189-0	100	2-1838189-0	1,000
	0.80	4.60	4.60	10.50	28.30	●	4.30	1-1838190-0	100	2-1838190-0	1,000
16-14 1.04-2.62	0.80	2.80	2.80	11.00	28.80	●	4.70	1-1838191-0	100	2-1838191-0	1,000
	0.80	4.60	4.60	11.00	28.80	●	4.70	1-1838192-0	100	2-1838192-0	1,000
12-10 2.62-6.64	1.00	4.60	3.00	14.00	31.80	●	6.70	1-1838193-0	50	2-1838193-0	500

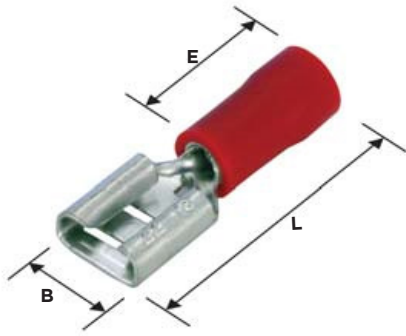
Standard Terminals & Splices



Material	
Insulation	Vinyl, UL94V-0
Terminal Body:	Copper
Plating:	Tin

WIRE PIN TERMINAL										
Wire Size mm ²	Tongue Material Thickness Max	Pin Length	Dimensions		Terminal colour	Wire Insulation Diameter Max	Part Numbers			
			E max	L max			Small Pack	Box Qty	Bulk Pack	Bag Qty
22-16 0.26-1.65	2.00	9.00	10.50	19.50	●	4.30	1-1838194-0	100	2-1838194-0	1,000
	2.00	12.00	10.50	22.50	●	4.30	1-1838195-0	100	2-1838195-0	1,000
16-14 1.04-2.62	2.00	9.00	11.00	20.00	●	4.70	1-1838196-0	100	2-1838196-0	1,000
	2.00	12.00	11.00	23.00	●	4.70	1-1838197-0	100	2-1838197-0	1,000
12-10 2.62-6.64	2.70	13.50	14.00	27.50	●	6.70	1-1838198-0	50	2-18381998-0	500


Standard Terminals & Splices



Material	
Insulation	Vinyl, UL94V-0
Terminal Body:	Copper
Plating:	Tin

FEMALE PUSH-ON TERMINAL											
Wire Size mm ²	Max Tounge Width	Max Tounge Thickness	Dimensions			Terminal colour	Wire Insulation Diameter Max	Part Numbers			
			B	E max	L max			Small Pack	Box Qty	Bulk Pack	Bag Qty
22-16 0.26-1.65	2.80	0.50	3.20	10.50	19.00	●	4.10	1-1838208-0	100	2-1838208-0	1,000
	2.80	0.80	3.20	10.50	19.00	●	4.10	1-1838209-0	100	2-1838209-0	1,000
	4.80	0.50	5.00	10.50	19.50	●	4.10	1-1838210-0	100	2-1838210-0	1,000
	4.80	0.80	5.00	10.50	19.50	●	4.10	1-1838211-0	100	2-1838211-0	1,000
	6.40	0.80	6.70	10.50	21.50	●	4.10	1-1838212-0	100	2-1838212-0	1,000
16-14 1.04-2.62	4.80	0.50	5.00	11.00	20.00	●	4.90	1-1838213-0	100	2-1838213-0	1,000
	4.80	0.80	5.00	11.00	20.00	●	4.90	1-1838214-0	100	2-1838214-0	1,000
	6.40	0.80	6.70	11.00	22.00	●	4.90	1-1838215-0	100	2-1838215-0	1,000
12-10 2.62-6.64	6.40	0.80	6.70	14.00	25.00	●	6.50	1-1838216-0	50	2-1838216-0	500
	9.40	1.20	9.90	14.00	30.10	●	6.50	1-1838217-0	50	2-1838217-0	500

Standard Terminals & Splices




Material	
Insulation	Vinyl, UL94V-0
Terminal Body:	Copper
Plating:	Tin

FEMALE PUSH-ON TERMINAL FULLY INSULATED

Wire Size mm ²	Max Tounge Width	Max Tounge Thickness	Dimensions			Terminal colour	Wire Insulation Diameter Max	Part Numbers			
			B	E max	L max			Small Pack	Box Qty	Bulk Pack	Bag Qty
22-16 0.26-1.65	4.80	0.50	5.00	10.50	20.50	●	4.10	1-1838218-0	100	2-1838218-0	1,000
	4.80	0.80	5.00	10.50	20.50	●	4.10	1-1838219-0	100	2-1838219-0	1,000
	6.40	0.80	6.70	10.50	22.00	●	4.10	1-1838220-0	50	2-1838220-0	500
16-14 1.04-2.62	4.80	0.50	5.00	11.00	21.50	●	4.90	1-1838221-0	100	2-1838221-0	1,000
	4.80	0.80	5.00	11.00	21.50	●	4.90	1-1838222-0	100	2-1838222-0	1,000
	6.40	0.80	6.70	11.00	22.50	●	4.90	1-1838223-0	50	2-1838223-0	500
12-10 2.62-6.64	6.40	0.80	6.70	12.50	25.00	●	6.70	1-1838224-0	50	2-1838224-0	500

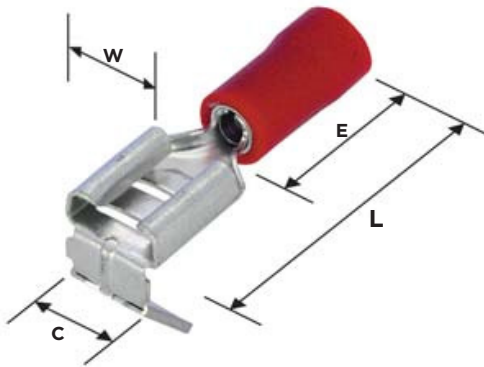
Standard Terminals & Splices



Material	
Insulation	Vinyl, UL94V-0
Terminal Body:	Copper
Plating:	Tin

MALE PUSH-ON TERMINAL

Wire Size mm ²	Max Tongue Width	Max Tongue Thickness	Dimensions			Ter- minal colour	Wire Insulation Diameter Max	Part Numbers			
			W	E max	L max			Small Pack	Box Qty	Bulk Pack	Bag Qty
22-16 0.26-1.65	6.40	0.80	6.35	10.50	22.00	●	4.10	1-1838225-0	100	2-1838225-0	1,000
16-14 1.04-2.62	6.40	0.80	6.35	10.50	22.50	●	4.90	1-1838226-0	100	2-1838226-0	1,000
12-10 2.62-6.64	6.40	0.80	6.35	14.00	-	●	6.50	1-1838227-0	50	2-1838227-0	500

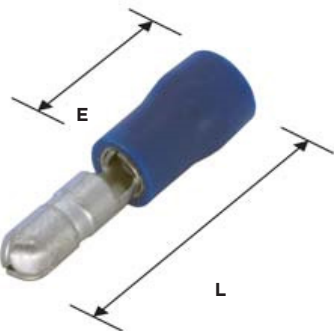


Material	
Insulation	Vinyl, UL94V-0
Terminal Body:	Copper
Plating:	Tin

PIGGY BACK TERMINAL

Wire Size mm ²	Max Tongue Width	Max Tounge Thickness	Dimensions				Terminal colour	Wire Insula- tion Diameter Max	Part Numbers			
			W	C Min	E max	L max			Small Pack	Box Qty	Bulk Pack	Bag Qty
22-16 0.26-1.65	6.40	0.80	6.80	6.35	10.50	22.50	●	4.10	1-1838228-0	50	2-1838228-0	500
16-14 1.04-2.62	6.40	0.80	6.80	6.35	11.00	23.00	●	4.90	1-1838229-0	50	2-1838229-0	500
12-10 2.62-6.64	6.40	0.80	6.80	6.35	14.00	25.00	●	6.50	1-1838230-0	50	2-1838230-0	500


Standard Terminals & Splices



Material	
Insulation	Vinyl, UL94V-0
Terminal Body:	Copper
Plating:	Tin

MALE BULLET TERMINAL

Wire Size mm ²	Contact Diameter	Dimensions		Terminal colour	Wire Insulation Diameter Max	Part Numbers			
		E max	L max			Small Pack	Box Qty	Bulk Pack	Bag Qty
22-16 0.26-1.65	4.00	10.50	22.50	●	4.10	1-1838231-0	100	2-1838231-0	1000
16-14 1.04-2.62	4.00	11.00	23.00	●	4.90	1-1838232-0	100	2-1838232-0	1000

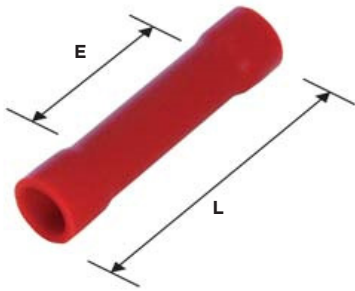


Material	
Insulation	Vinyl, UL94V-0
Terminal Body:	Copper
Plating:	Tin

FEMALE BULLET TERMINAL


Wire Size mm ²	Contact Diameter	Dimensions	Terminal colour	Wire Insulation Diameter Max	Part Numbers			
		L max			Small Pack	Box Qty	Bulk Pack	Bag Qty
22-16 0.26-1.65	4.00	24.50	●	4.30	1-1838233-0	100	2-1838233-0	1000
16-14 1.04-2.62	4.00	24.50	●	4.90	1-1838234-0	100	2-1838234-0	1000

Standard Terminals & Splices



Material	
Insulation	Vinyl, UL94V-0
Terminal Body:	Copper
Plating:	Tin


PIGGY BACK TERMINAL								
Wire Size mm ²	Dimensions		Terminal colour	Wire Insulation Diameter Max	Part Numbers			
	E max	L max			Small Pack	Box Qty	Bulk Pack	Bag Qty
22-16 0.26-1.65	15.00	25.00	●	4.30	1-1838199-0	100	2-1838199-0	1,000
16-14 1.04-2.62	15.00	25.00	●	4.50	1-1838200-0	100	2-1838200-0	1,000
12-10 2.62-6.64	15.00	27.00	●	6.50	1-1838201-0	50	2-1838201-0	500



Material	
Insulation	Vinyl, UL94V-0
Terminal Body:	Copper
Plating:	Tin

PARALLEL SPLICE TERMINAL									
Wire Size mm ²	Dimensions			Terminal colour	Wire Insulation Diameter Max	Part Numbers			
	F	E max	L max			Small Pack	Box Qty	Bulk Pack	Bag Qty
22-16 0.26-1.65	8.00	5.00	18.00	●	4.30	1-1838202-0	100	2-1838202-0	1,000
16-14 1.04-2.62	8.00	5.00	18.00	●	5.00	1-1838203-0	100	2-1838203-0	1,000
12-10 2.62-6.64	8.00	6.50	21.50	●	6.70	1-1838204-0	50	2-1838204-0	500

Standard Terminals & Splices



Material	
Insulation	Vinyl, UL94V-0
Terminal Body:	Copper
Plating:	Tin

PARALLEL SPLICE TERMINAL								
Wire Size mm ² Circular Mils	Dimensions		Wire Insulation Terminal colour	Diameter Max	Part Numbers			
	W	L max			Small Pack	Box Qty	Bulk Pack	Bag Qty
22-16 0.26-1.65 513-3256	5.00	18.10		6.00	1-1838205-0	100	2-1838205-0	1,000
16-14 1.04-2.62 2052-5170	5.80	21.00		6.00	1-1838206-0	100	2-1838206-0	1,000
12-10 2.62-6.64 5170-13104	7.10	25.50		10.50	1-1838207-0	25	2-1838207-0	500

te.com/energy

© 2019 TE Connectivity. All Rights Reserved. EPP-3386-6/19

TE Connectivity and TE connectivity (logo) are trademarks. Other logos, product and/or company names might be trademarks of their respective owners. While TE has made every reasonable effort to ensure the accuracy of the information in this brochure, TE does not guarantee that it is error-free, nor does TE make any other representation, warranty or guarantee that the information is accurate, correct, reliable or current. TE reserves the right to make any adjustments to the information contained herein at any time without notice. TE expressly disclaims all implied warranties regarding the information contained herein, including, but not limited to, any implied warranties of merchantability or fitness for a particular purpose. The dimensions in this catalog are for reference purposes only and are subject to change without notice. Specifications are subject to change without notice. Consult TE for the latest dimensions and design specifications.

FOR MORE INFORMATION: TE Technical Support Centers

USA:	+ 1 800 327 6996
Canada:	+ 1 (905) 475-6222
Mexico:	+ 52 (0) 55-1106-0800
Latin/S. America:	+ 54 (0) 11-4733-2200
France:	+ 33 380 583 200
UK:	+ 44 0870 870 7500
Germany:	+ 49 896 089 903
Spain:	+ 34 916 630 400
Italy:	+ 39 333 250 0915
Benelux:	+ 32 16 508 695
Russia:	+ 7 495-790 790 2-200
China:	+ 86 (0) 400-820-6015

Mouser Electronics

Authorized Distributor

Click to View Pricing, Inventory, Delivery & Lifecycle Information:

[TE Connectivity:](#)

[CR9381-000](#)