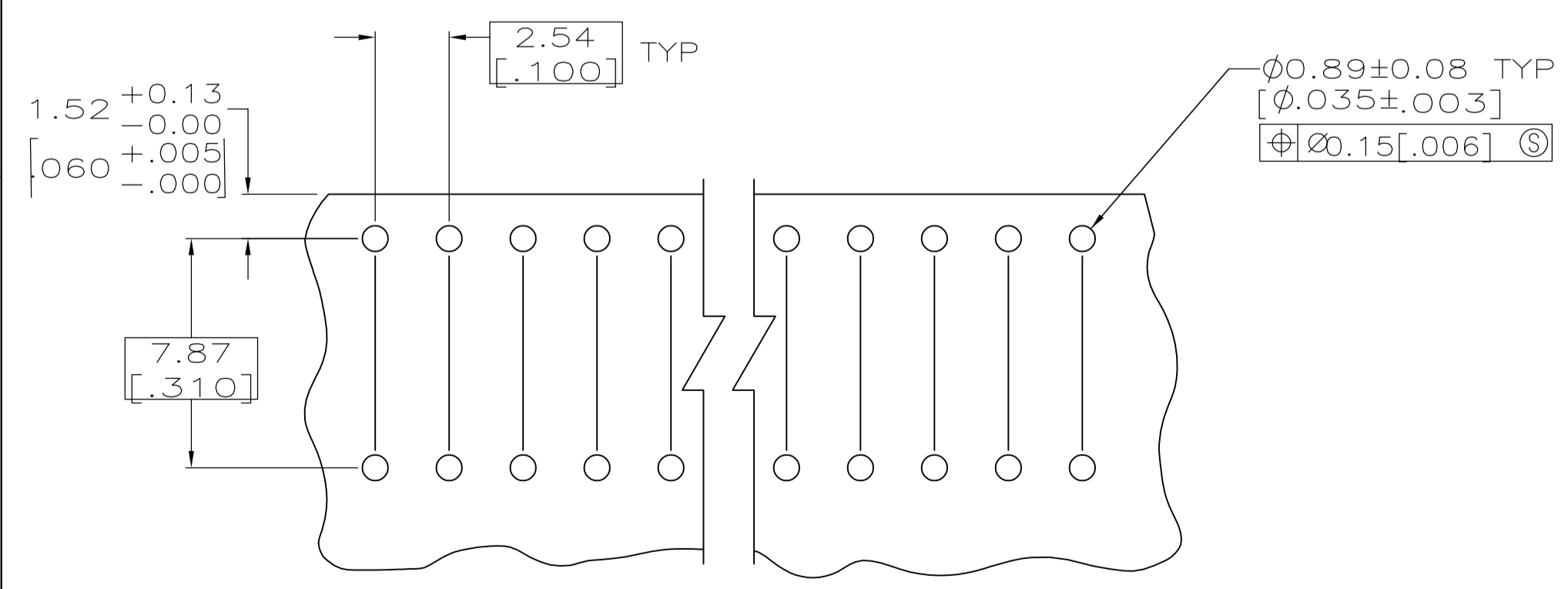
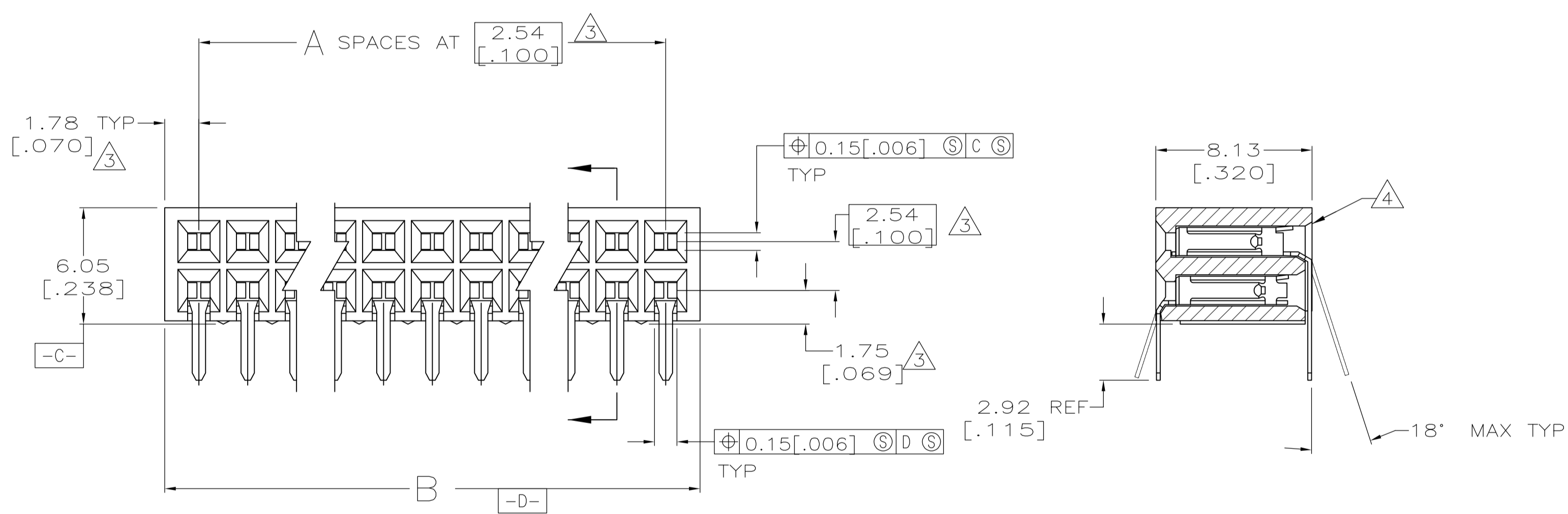
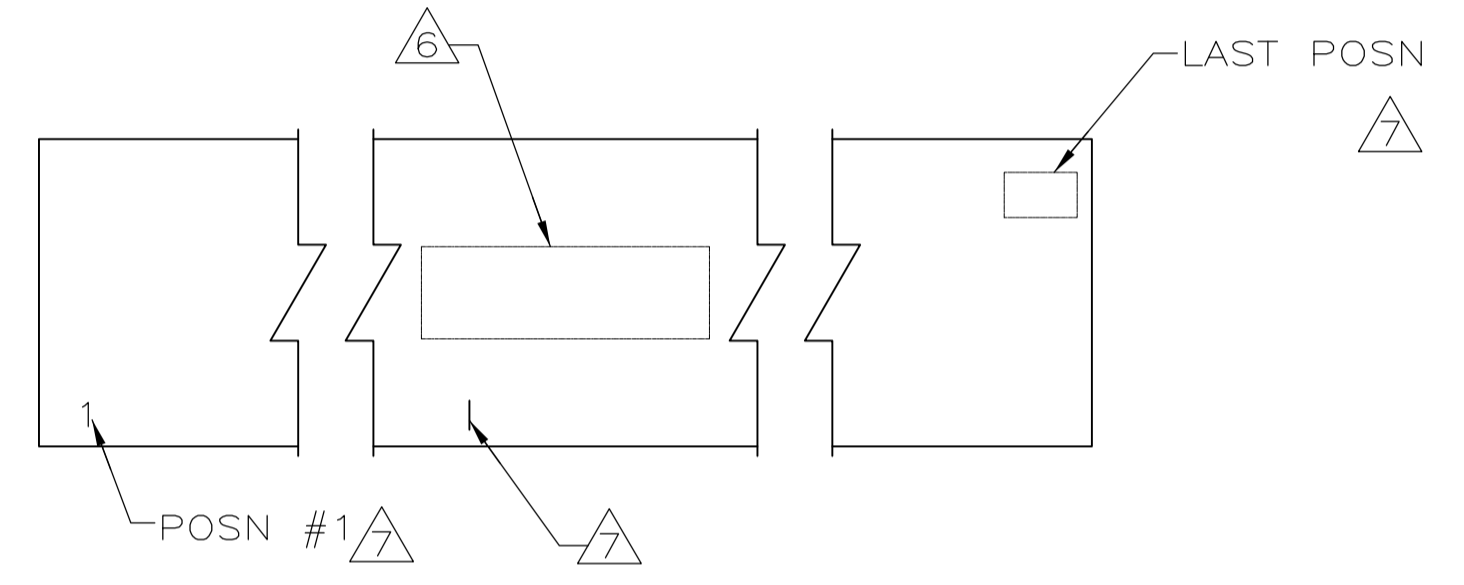


1. QUALITY CONFORMANCE INSPECTION PER MIL-C-55302 (GROUP A, B & C).
2. PACKAGED PER MIL-C-55302
3. THESE DIMENSIONS PERTAIN TO CAVITY CENTERLINES ONLY, NOT TO CONTACT LOCATIONS.
4. SLOT OPTIONAL AT INDICATED AREA OF HOUSING.
5. CONTACTS: GOLD FLASH OVER 0.000762 TO 0.00381 [.000030 TO .000150] NICKEL ENTIRE CONTACT 0.00127[.000050] GOLD ON CONTACT AREA ONLY.
6. MARKED IN APPROX AREA SHOWN
EXAMPLE: AMP, AMP PART NO
DATE CODE MILITARY PART NUMBER
HOUSINGS SMALLER THAN 20 POSITION ARE MARKED AS FOLLOWS:
10 THRU 18 POSN - AMP, DATE CODE AND MILITARY PART NUMBER
8, 6 AND 4 POSN - AMP TRADEMARK ONLY (MAY BE ROTATED 90° TO FIT).
7. CHARACTERS MARKED IN AREA SHOWN, EVERY FIFTH POSITION MARKED WITH A BAR
8. "CSA" LOGO MARKED ON HOUSING.



M55302/128-DR1A	166.12 [6.540]	64	130	6-87961-4
M55302/128-DQ1A	163.58 [6.440]	63	128	6-87961-3
M55302/128-DP1A	161.04 [6.340]	62	126	6-87961-2
M55302/128-DN1A	158.50 [6.240]	61	124	6-87961-1
M55302/128-DM1A	155.96 [6.140]	60	122	6-87961-0
M55302/128-DL1A	153.42 [6.040]	59	120	5-87961-9
M55302/128-DK1A	150.88 [5.940]	58	118	5-87961-8
M55302/128-DJ1A	148.34 [5.840]	57	116	5-87961-7
M55302/128-DH1A	145.80 [5.740]	56	114	5-87961-6
M55302/128-DG1A	143.26 [5.640]	55	112	5-87961-5
M55302/128-DF1A	140.72 [5.540]	54	110	5-87961-4
M55302/128-DE1A	138.18 [5.440]	53	108	5-87961-3
M55302/128-DD1A	135.64 [5.340]	52	106	5-87961-2
M55302/128-DC1A	133.10 [5.240]	51	104	5-87961-1
M55302/128-DB1A	130.56 [5.140]	50	102	5-87961-0
M55302/128-DA1A	128.02 [5.040]	49	100	4-87961-9
M55302/128-CR1A	125.48 [4.940]	48	98	4-87961-8
M55302/128-CQ1A	122.94 [4.840]	47	96	4-87961-7
M55302/128-CP1A	120.40 [4.740]	46	94	4-87961-6
M55302/128-CN1A	117.86 [4.640]	45	92	4-87961-5
M55302/128-CM1A	115.32 [4.540]	44	90	4-87961-4
M55302/128-CL1A	112.78 [4.440]	43	88	4-87961-3
M55302/128-CK1A	110.24 [4.340]	42	86	4-87961-2
M55302/128-CJ1A	107.70 [4.240]	41	84	4-87961-1
M55302/128-CH1A	105.16 [4.140]	40	82	4-87961-0
M55302/128-CG1A	102.62 [4.040]	39	80	3-87961-9
M55302/128-CF1A	100.08 [3.940]	38	78	3-87961-8
M55302/128-CE1A	97.54 [3.840]	37	76	3-87961-7
M55302/128-CD1A	95.00 [3.740]	36	74	3-87961-6
M55302/128-CC1A	92.46 [3.640]	35	72	3-87961-5
M55302/128-CB1A	89.92 [3.540]	34	70	3-87961-4
M55302/128-CA1A	87.38 [3.440]	33	68	3-87961-3
MILITARY PART NUMBER	B	A	NO OF POSN	PART NUMBER

M55302/128-BR1A	84.84 [3.340]	32	66	3-87961-2
M55302/128-BQ1A	82.30 [3.240]	31	64	3-87961-1
M55302/128-BP1A	79.76 [3.140]	30	62	3-87961-0
M55302/128-BN1A	77.22 [3.040]	29	60	2-87961-9
M55302/128-BM1A	74.68 [2.940]	28	58	2-87961-8
M55302/128-BL1A	72.14 [2.840]	27	56	2-87961-7
M55302/128-BK1A	69.60 [2.740]	26	54	2-87961-6
M55302/128-BJ1A	67.06 [2.640]	25	52	2-87961-5
M55302/128-BH1A	64.52 [2.540]	24	50	2-87961-4
M55302/128-BG1A	61.98 [2.440]	23	48	2-87961-3
M55302/128-BF1A	59.44 [2.340]	22	46	2-87961-2
M55302/128-BE1A	56.90 [2.240]	21	44	2-87961-1
M55302/128-BD1A	54.36 [2.140]	20	42	2-87961-0
M55302/128-BC1A	51.82 [2.040]	19	40	1-87961-9
M55302/128-BB1A	49.28 [1.940]	18	38	1-87961-8
M55302/128-BA1A	46.74 [1.840]	17	36	1-87961-7
M55302/128-AR1A	44.20 [1.740]	16	34	1-87961-6
M55302/128-AQ1A	41.66 [1.640]	15	32	1-87961-5
M55302/128-AP1A	39.12 [1.540]	14	30	1-87961-4
M55302/128-AN1A	36.58 [1.440]	13	28	1-87961-3
M55302/128-AM1A	34.04 [1.340]	12	26	1-87961-2
M55302/128-AL1A	31.50 [1.240]	11	24	1-87961-1
M55302/128-AK1A	28.96 [1.140]	10	22	1-87961-0
M55302/128-AJ1A	26.42 [1.040]	9	20	87961-9
M55302/128-AH1A	23.88 [.940]	8	18	87961-8
M55302/128-AG1A	21.34 [.840]	7	16	87961-7
M55302/128-AF1A	18.80 [.740]	6	14	87961-6
M55302/128-AE1A	16.26 [.640]	5	12	87961-5
M55302/128-AD1A	13.72 [.540]	4	10	87961-4
M55302/128-AC1A	11.18 [.440]	3	8	87961-3
M55302/128-AB1A	8.64 [.340]	2	6	87961-2
M55302/128-AA1A	6.10 [.240]	1	4	87961-1
MILITARY PART NUMBER	B	A	NO OF POSN	PART NUMBER

THIS DRAWING IS A CONTROLLED DOCUMENT. DIMENSIONS: mm [INCHES]. TOLERANCES UNLESS OTHERWISE SPECIFIED: 0 PLC ± -, 1 PLC ± -, 2 PLC ± 0, 3 PLC ± 0.25[.010], 4 PLC ± -, ANGLES ± -.

APPROVED: J. GALLUCCI, K. HELM, D. DIXON. NAME: HOUSING ASSEMBLY, MOD II, DOUBLE ROW, IN LINE 2.54[.100] SHORT POINT CONTACTS. APPLICATION SPEC: PRODUCT SPEC.

STE TE Connectivity. SIZE: A1.00779. WEIGHT: -. CUSTOMER DRAWING. SCALE: 5:1. SHEET: 1 OF 1. REV: L.

Mouser Electronics

Authorized Distributor

Click to View Pricing, Inventory, Delivery & Lifecycle Information:

[TE Connectivity:](#)

[4-87961-2](#)