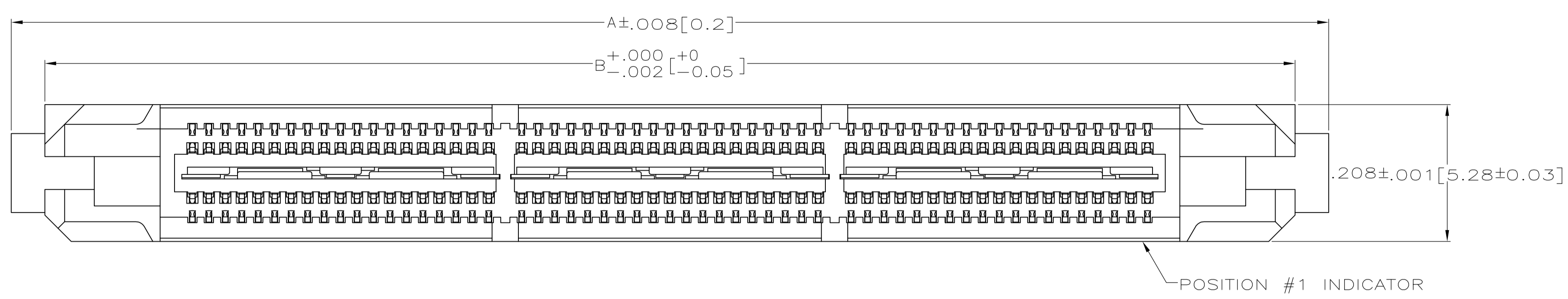
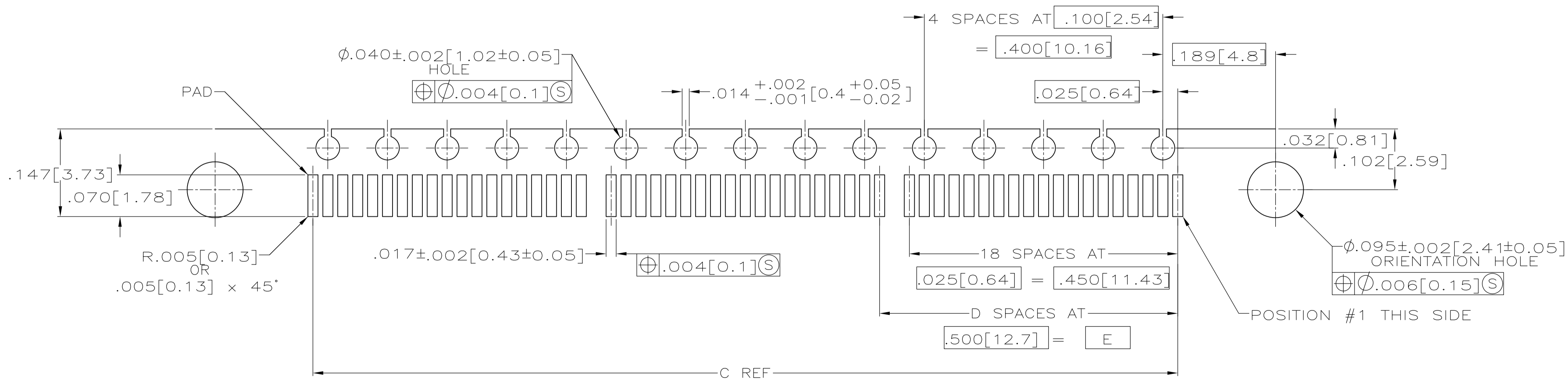
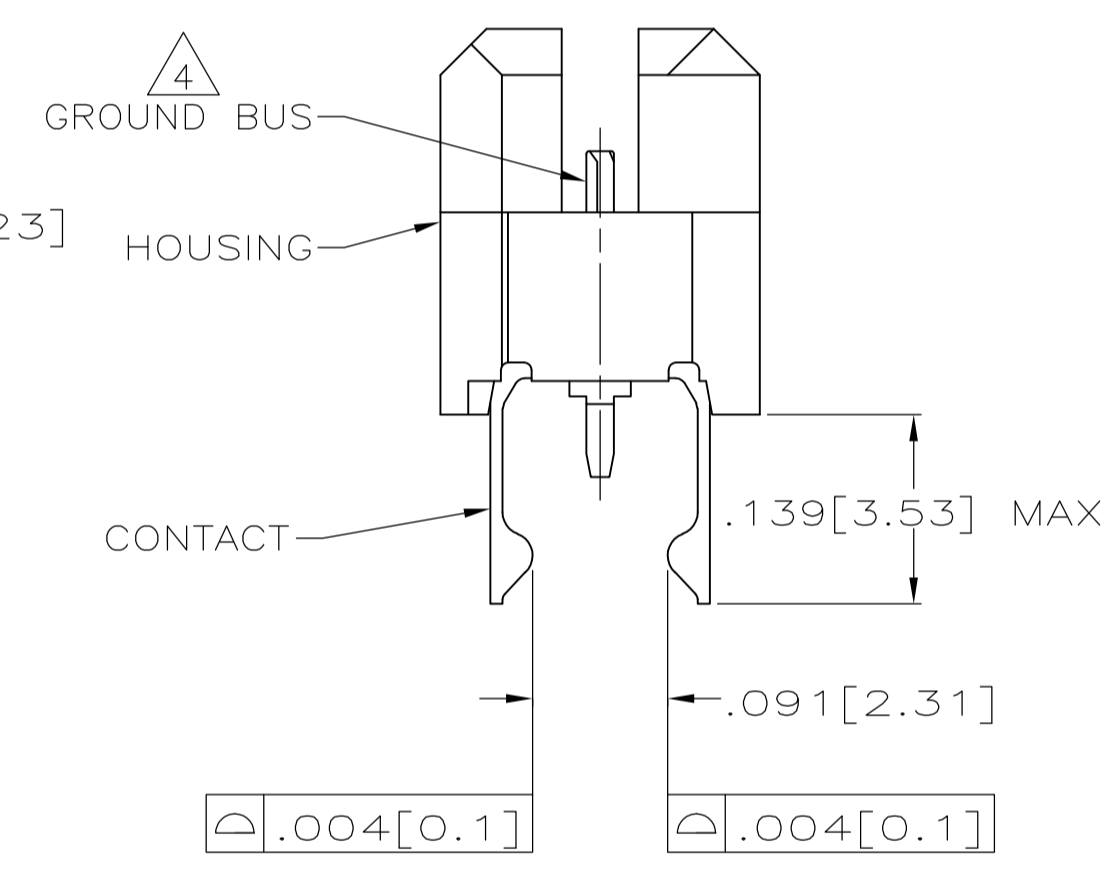
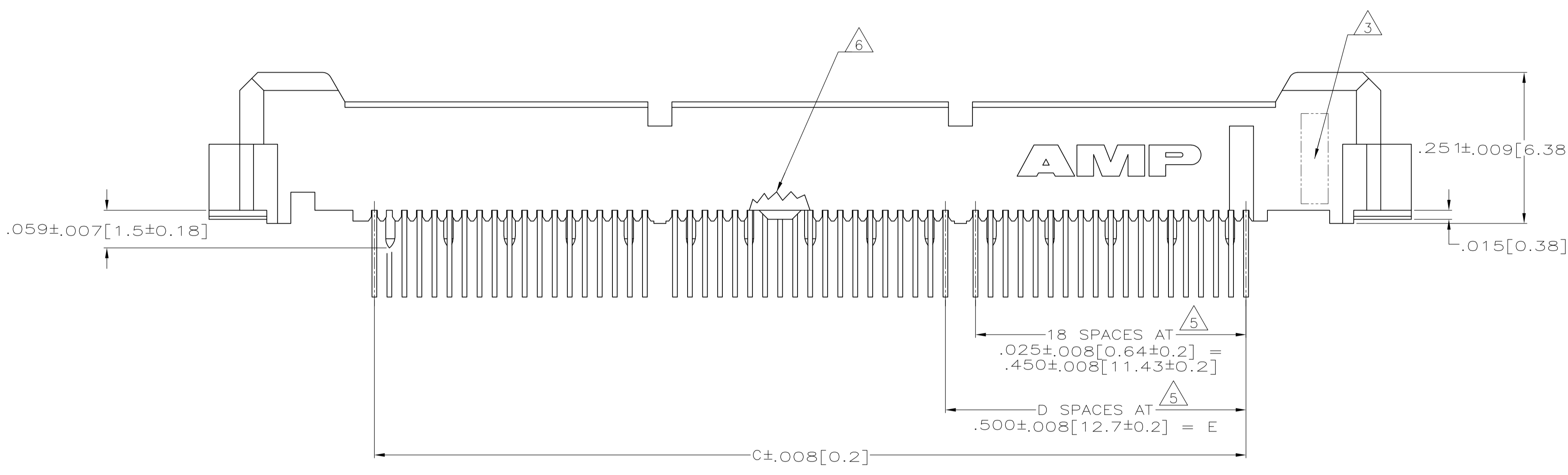


LOC		DIST		REVISIONS			
GP	00	REV	PER	ECO	DATE	BY	APPROV
F2		REV PER	ECO-14-012745		16SEP2014	BC	MH



- 1 HOUSING: LIQUID CRYSTAL POLYMER, COLOR BLACK.  
CONTACTS: HIGH RELIABILITY COPPER ALLOY.  
GROUND BUSSES: BRASS, UNS C26000
- 2 CONTACTS & GROUND BUSES: NICKEL UNDERPLATE ALL OVER, MATING SURFACE PLATED TO MEET LEVEL 2 PERFORMANCE REQUIREMENTS OF TE PRODUCT SPECIFICATION 108-1422, SOLDER TAILS PLATED TIN-LEAD.
- 3 DATE CODE MARKED IN AREA INDICATED ON SAME SIDE AS POSITION #1.
- 4 ONE GROUND BUS WITH 5 TAILS PER EACH MODULE.
- 5 TOLERANCE NON-ACCUMULATIVE.
- 6 TYPICAL STANDOFF, ONE PER MODULE.



OBSOLETE	3.000 [76.2]	6	3.450 [87.63]	3.898 [99]	4.000 [101.6]	266	767158-7
	2.500 [63.5]	5	2.950 [74.93]	3.398 [86.31]	3.500 [88.9]	228	767158-6
	2.000 [50.8]	4	2.450 [62.23]	2.898 [73.61]	3.000 [76.2]	190	767158-5
	1.500 [38.1]	3	1.950 [49.53]	2.398 [60.91]	2.500 [63.5]	152	767158-4
	1.000 [25.4]	2	1.450 [36.83]	1.898 [48.21]	2.000 [50.8]	114	767158-3
	.500 [12.7]	1	.950 [24.13]	1.398 [35.51]	1.500 [38.1]	76	767158-2
	.000 [0]	0	.450 [11.43]	.898 [22.81]	1.000 [25.4]	38	767158-1
	E	D	C	B	A	NO OF POS	PART NUMBER

RECOMMENDED PC BOARD LAYOUT (MIRROR IMAGE ON OPPOSITE SIDE)

THIS DRAWING IS A CONTROLLED DOCUMENT.

DIMENSIONS: INCHES	TOLERANCES UNLESS OTHERWISE SPECIFIED:	DIN J. GERACE 01MAR01	STE TE Connectivity
0 PLC ± -	1 PLC ± -	APVD D. DIXON 01MAR01	NAME
2 PLC ± -	3 PLC ± .005(0.13)	APVD D. SUMMERS 01MAR01	PRODUCT SPEC
4 PLC ± -	ANGLES ± -		108-1422
			APPLICATION SPEC
			114-13088
MATERIAL	FINISH	WEIGHT	SIZE
1	2		A1
			CAGE CODE
			00779
			DRAWING NO
			767158
			RESTRICTED TO
			CUSTOMER DRAWING
			SCALE
			8:1
			SHEET
			1 OF 1
			REV
			F2

# Mouser Electronics

Authorized Distributor

Click to View Pricing, Inventory, Delivery & Lifecycle Information:

[TE Connectivity:](#)

[767158-4](#)