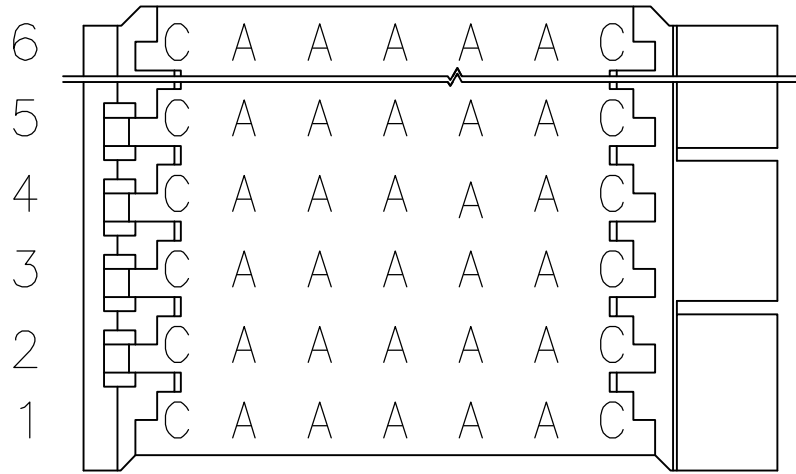
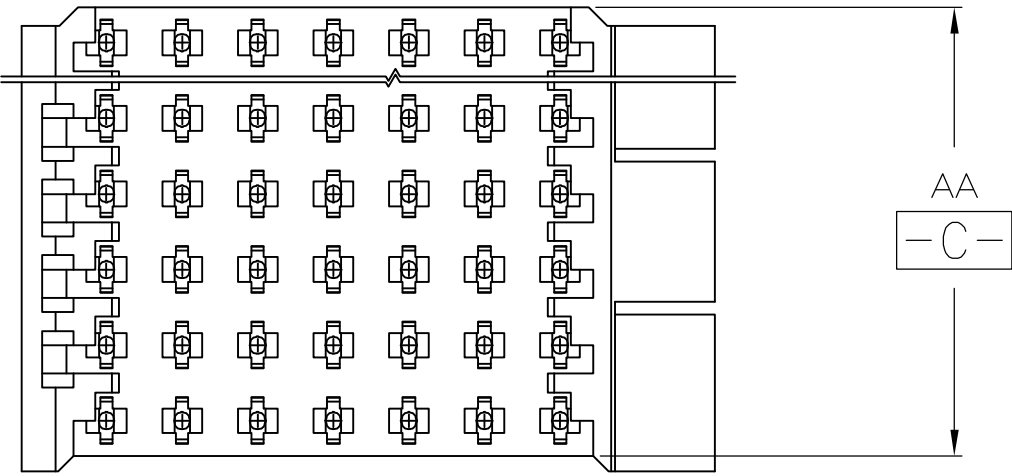


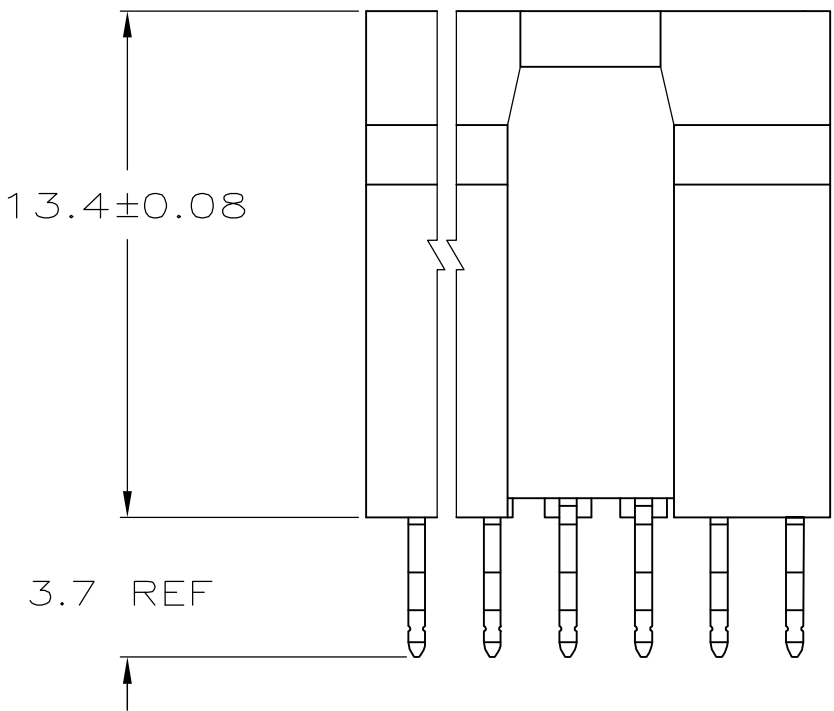
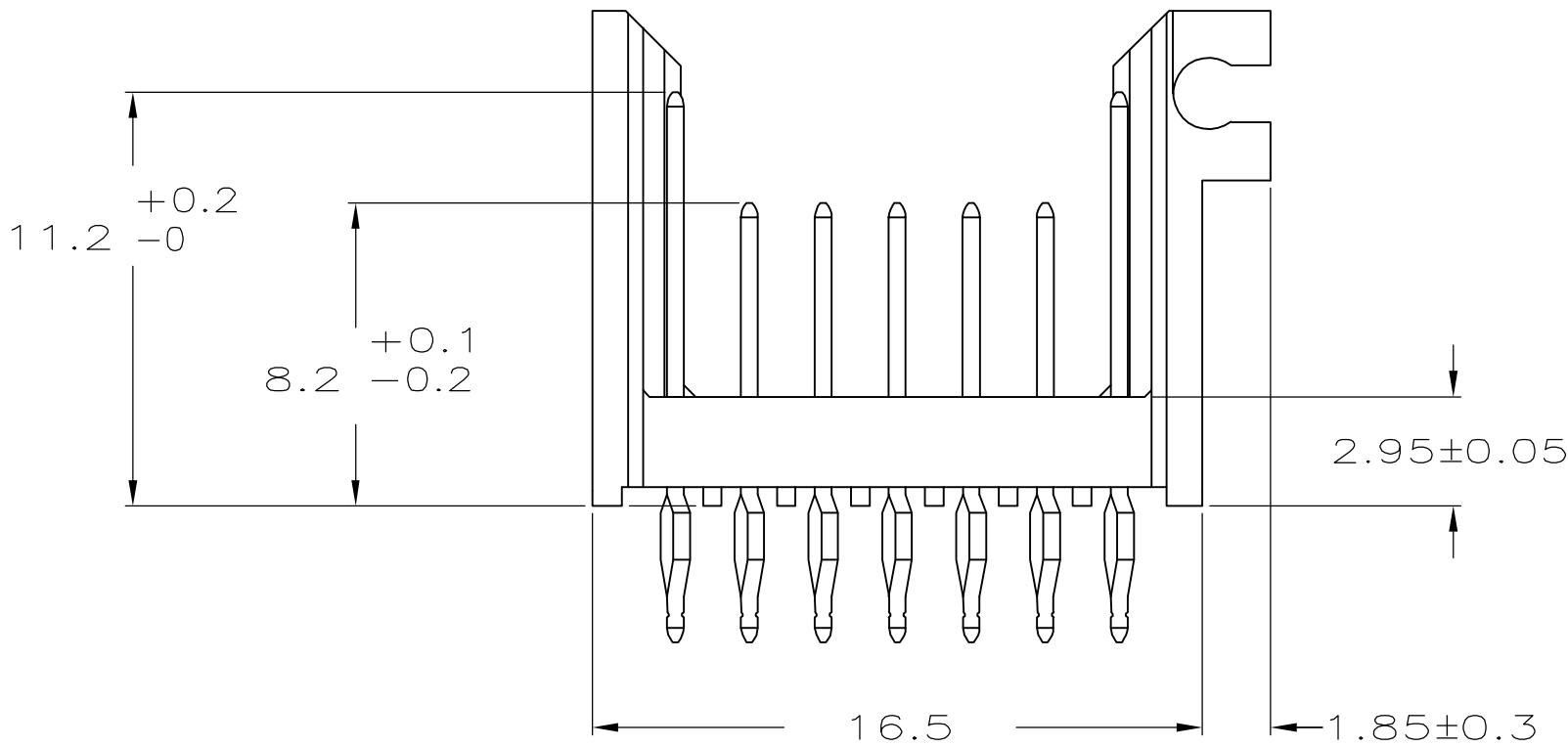
LOC	DIST	REVISIONS				
		P	LTR	DESCRIPTION	DATE	DWN APVD
CF	39	A		NEW RELEASE	08/MAY/06	BF CA



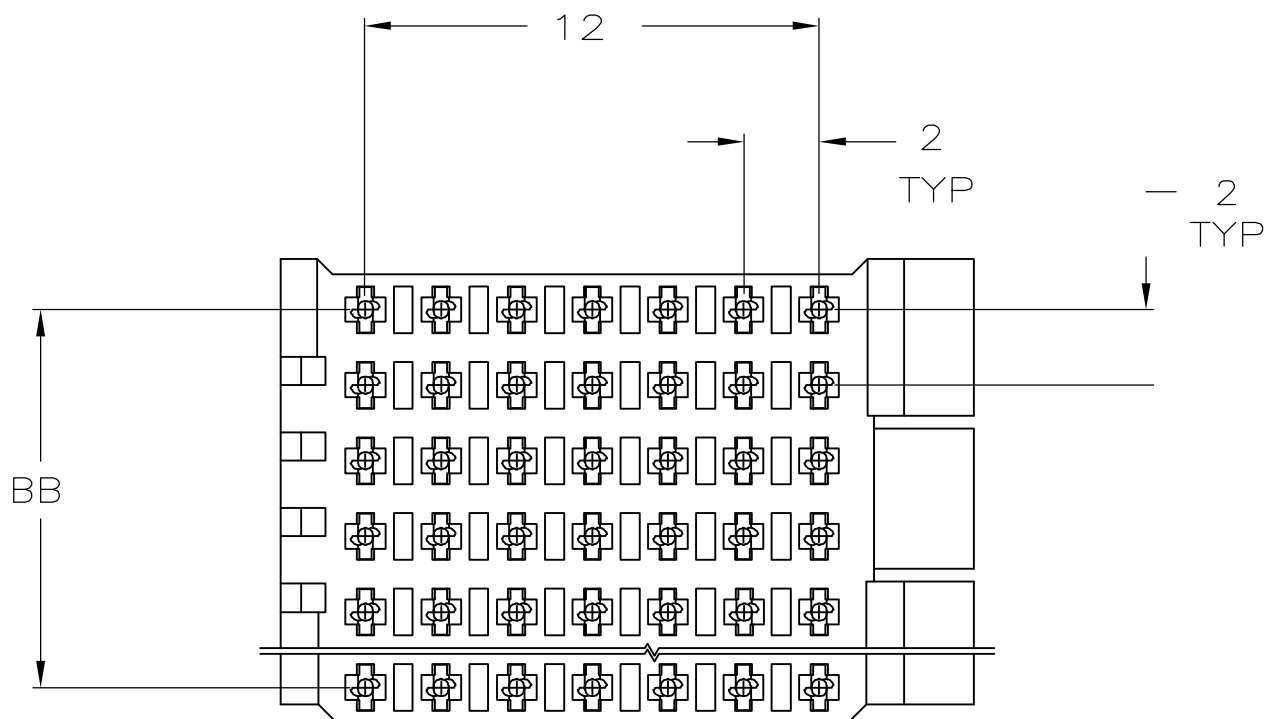
A B C D E

PIN PATTERN

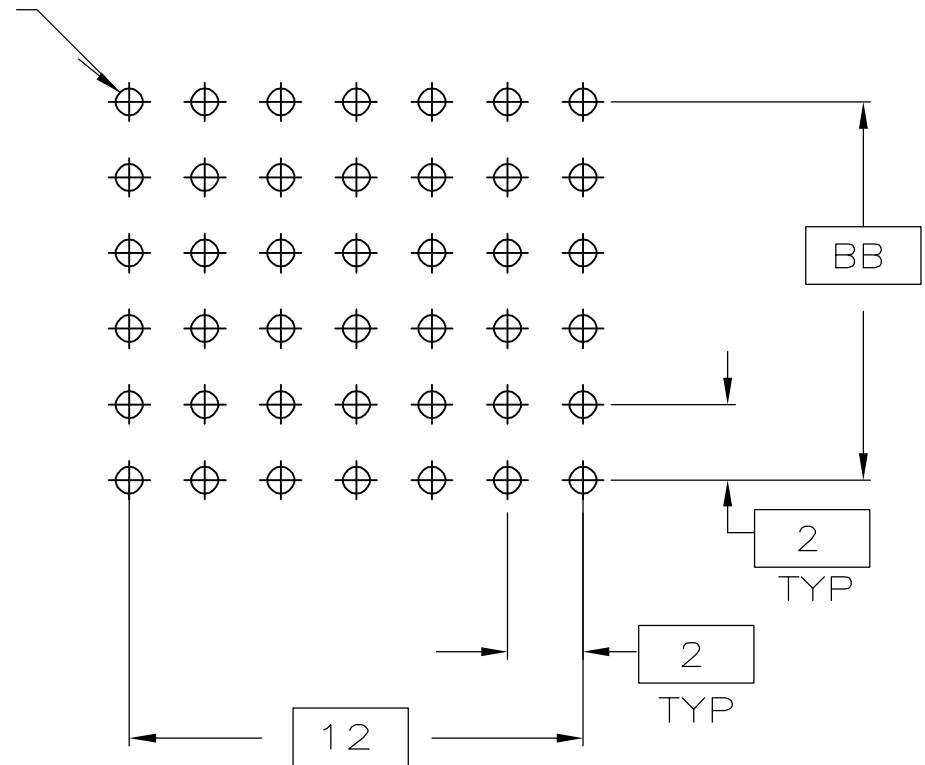
SEE TABLE FOR
OF ROWS



- HOUSING MATERIAL: POLYESTER PBT,MOLDING COMPOUND, FLM RTD, 20% GLASS FILLED, COLOR:BLACK.
- CONTACT MATERIAL: PHOSPHOR BRONZE PER UNS C51100, TEMPER H04
- CONTACT FINISH:
MATING SURFACE- 0.0008 MIN GOLD OVER 0.0013 MIN NICKEL.
ON LEADS- 0.0005 MIN TIN-LEAD OVER 0.0013 MIN NICKEL.
- PRODUCT AND PROCESSING MUST MEET REQUIREMENTS OF TYCO ELECTRONICS STANDARD 230-702.



0.6±0.05 DIA
⌀ 0.1 (M)
PLATED THROUGH
HOLE
CC PLC



RECOMMENDED PCB
PATTERN

175	48	49.88	25	2-5319919-2
168	46	47.88	24	2-5319919-1
161	44	45.88	23	2-5319919-0
154	42	43.88	22	1-5319919-9
147	40	41.88	21	1-519919-8
140	38	39.88	20	1-5319919-7
133	36	37.88	19	1-5319919-6
126	34	35.88	18	1-5319919-5
119	32	33.88	17	1-5319919-4
112	30	31.88	16	1-5319919-3
105	28	29.88	15	1-5319919-2
98	26	27.88	14	1-5319919-1
91	24	25.88	13	1-5319919-0
84	22	23.88	12	5319919-9
77	20	21.88	11	5319919-8
70	18	19.88	10	5319919-7
63	16	17.88	9	5319919-6
56	14	15.88	8	5319919-5
49	12	13.88	7	5319919-4
42	10	11.88	6	5319919-3
35	8	9.88	5	5319919-2
28	6	7.88	4	5319919-1
CC	BB	AA	ROWS	PART NO

THIS DRAWING IS A CONTROLLED DOCUMENT.		DWN B. FRAY	11/MAY/06	tyco <i>Electronics</i>	Tyco Electronics Corporation Harriaburg, PA 17105-3608	
DIMENSIONS: mm		CHK C. ADAMS	11/MAY/06		NAME	
TOLERANCES UNLESS OTHERWISE SPECIFIED:		APVD C. ADAMS	11/MAY/06		HEADER,2mm HM W/GROUND PINS	
0 PLC ± 0.1 1 PLC ± 0.1 2 PLC ± 0.1 3 PLC ± 0.1 4 PLC ± 0.1 ANGLES ± 0.1		PRODUCT SPEC			—	
MATERIAL		APPLICATION SPEC		SIZE		RESTRICTED TO
FINISH		WEIGHT		CAGE CODE		
1 2				DRAWING NO		
3				A1 00779		
CUSTOMER DRAWING		SCALE		5:1		
		SHEET		1 of 1		
		REV		A		

Mouser Electronics

Authorized Distributor

Click to View Pricing, Inventory, Delivery & Lifecycle Information:

[TE Connectivity:](#)

[2-5319919-2](#)