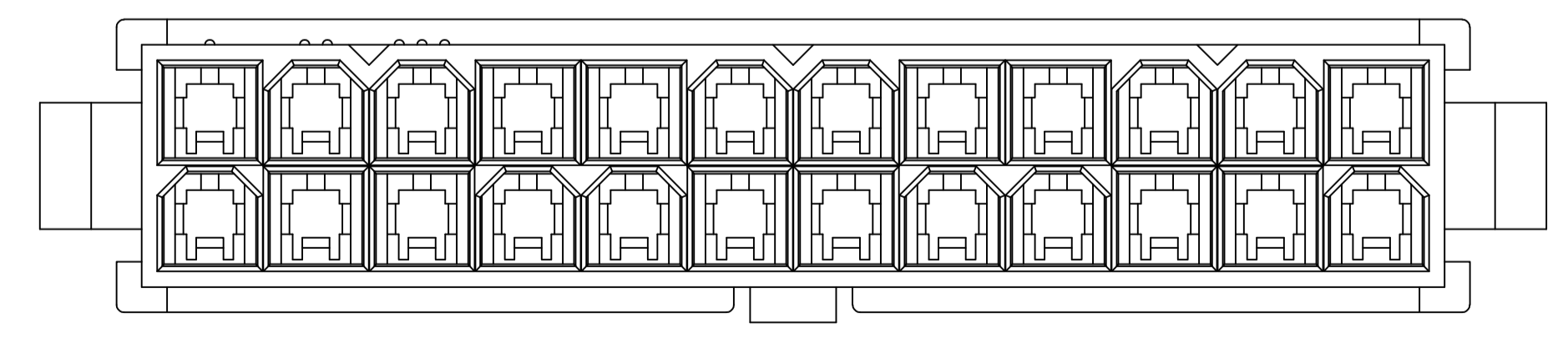
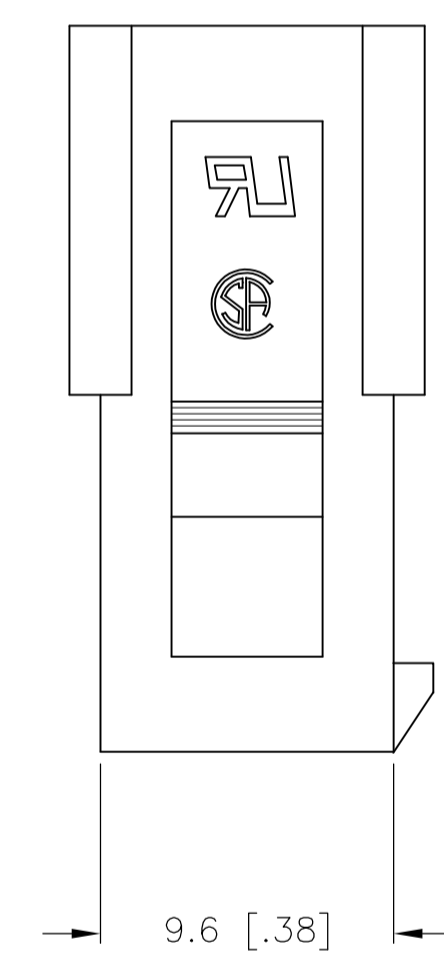
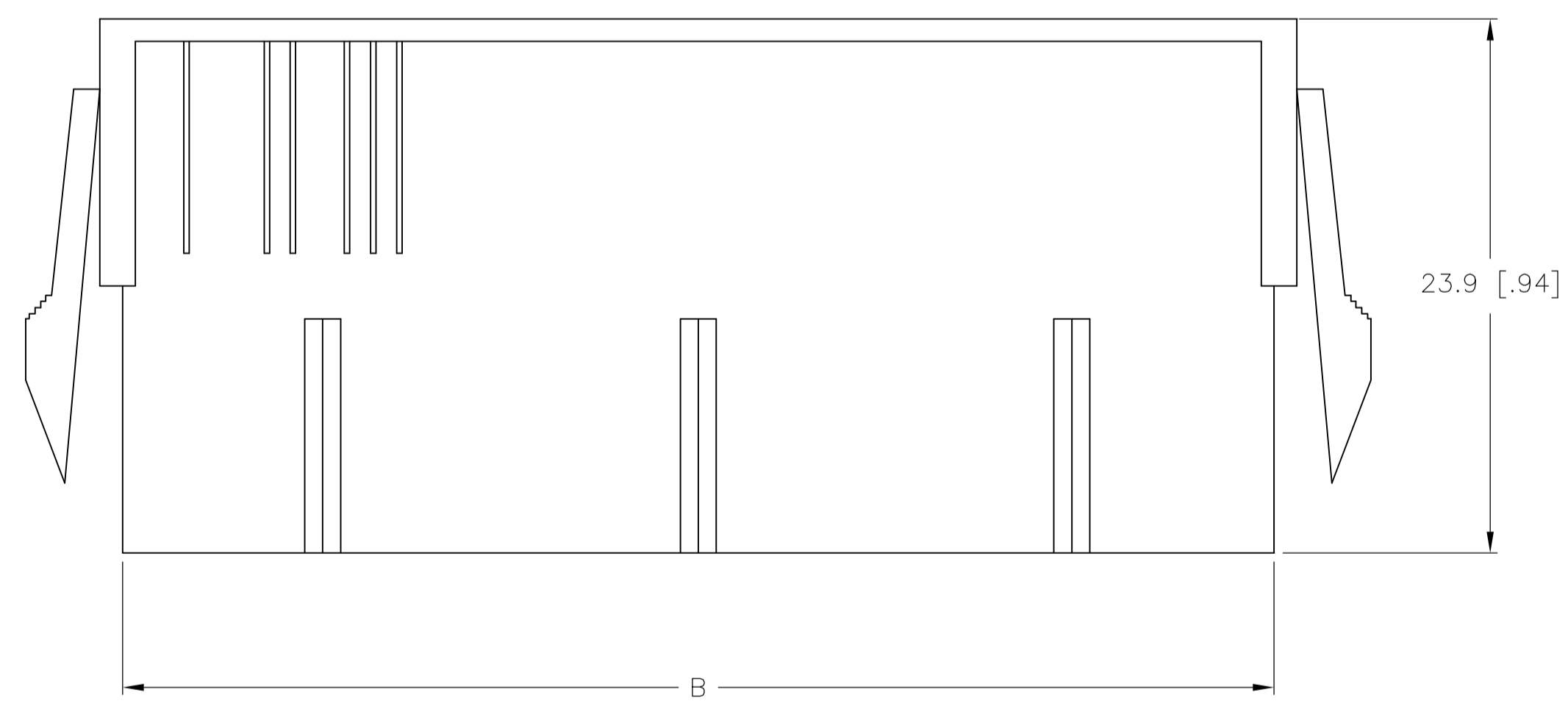
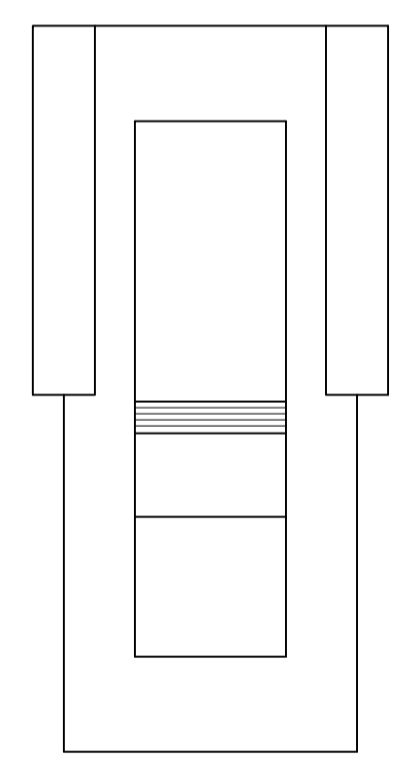
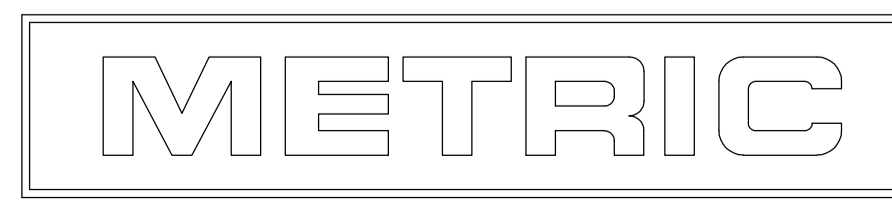


- 1. NYLON, UL94V-0, RED.
- 2. PANEL MUST BE PUNCHED SO THAT THE HOUSING ENTERS THE PANEL IN THE SAME DIRECTION AS THE PUNCH.



52.0	51.6	46.2	24	2-2029092-4
47.8	47.4	42.0	22	2-2029092-2
43.6	43.2	37.8	20	2-2029092-0
39.4	39.0	33.6	18	1-2029092-8
35.2	34.8	29.4	16	1-2029092-6
31.0	30.6	25.2	14	1-2029092-4
26.8	26.4	21.0	12	1-2029092-2
22.6	22.2	16.8	10	1-2029092-0
18.4	18.0	12.6	8	2029092-8
14.2	13.8	8.4	6	2029092-6
10.0	9.6	4.2	4	2029092-4
5.8	5.4	--	2	2029092-2
DIM C	DIM B	DIM A	POS	PART NUMBER



THIS DRAWING IS A CONTROLLED DOCUMENT.

DIMENSIONS: mm [INCHES]	TOLERANCES UNLESS OTHERWISE SPECIFIED:	DIN K. WHITAKER 10APR2008	Tyco Electronics Corporation Harrisburg, PA 17105-3608
0. PLC ± 0.4 [.02]	1. PLC ± 0.25 [.010]	CHK C. CASH 05FEB2008	
2. PLC ± 0.150 [.0059]	3. PLC ± #	APVD C. CASH 05FEB2008	Tyco Electronics PANEL MOUNT PLUG HOUSING, RED, VAL-U-LOK(TM)
4. PLC ± #	ANGLES ± #	APPLICATION SPEC	
MATERIAL 1	FINISH	WEIGHT	RESTRICTED TO
CUSTOMER DRAWING		SCALE 4:1	SHEET 1 of 1 REV A

Mouser Electronics

Authorized Distributor

Click to View Pricing, Inventory, Delivery & Lifecycle Information:

[TE Connectivity:](#)

[2029092-4](#)