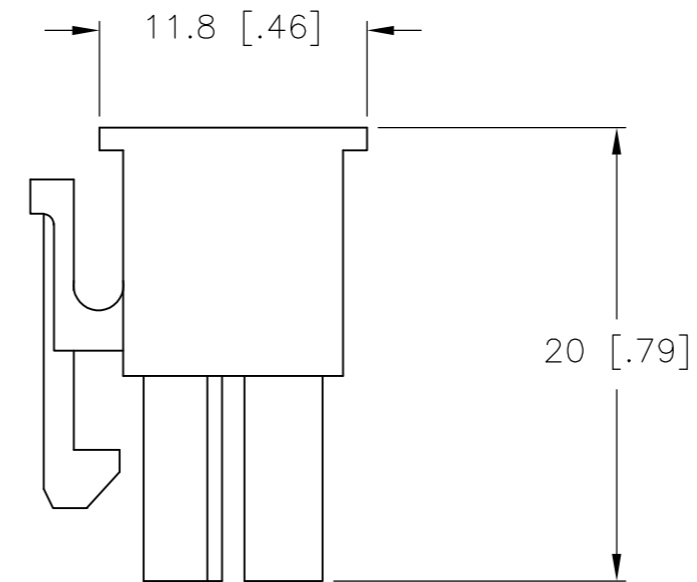
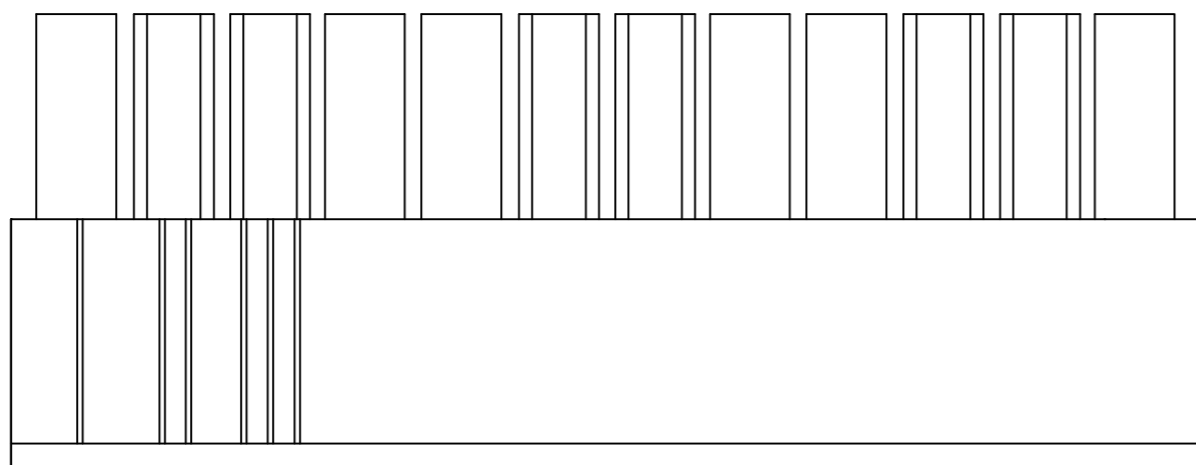
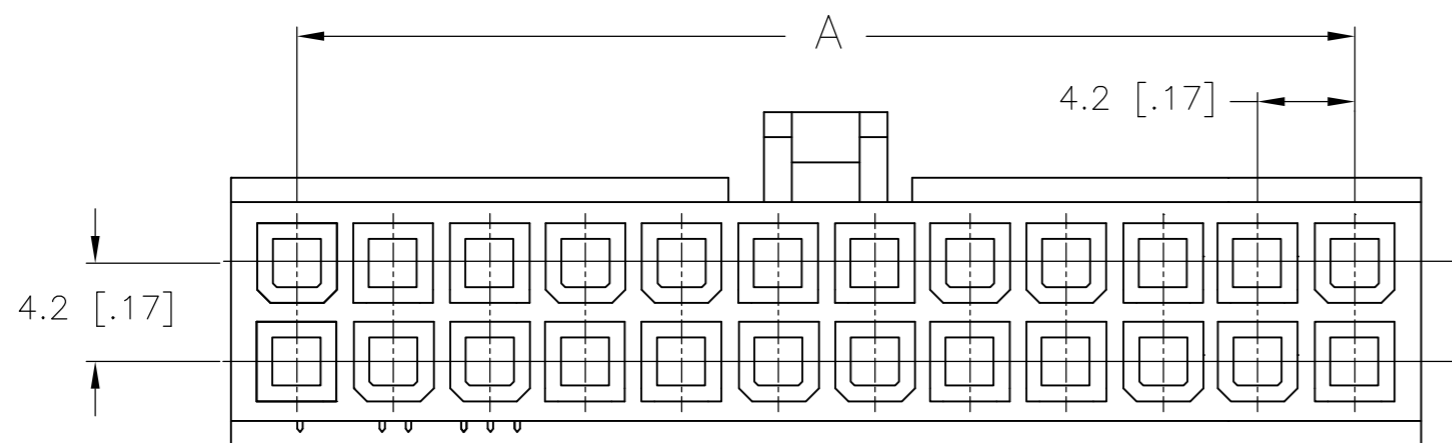
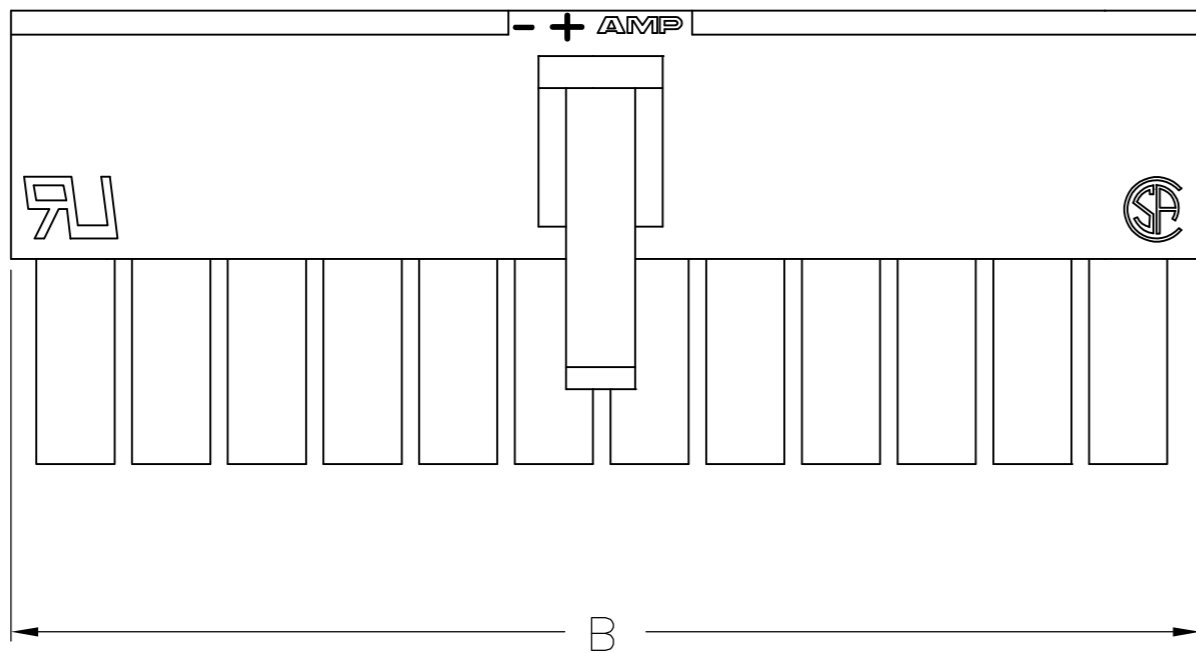
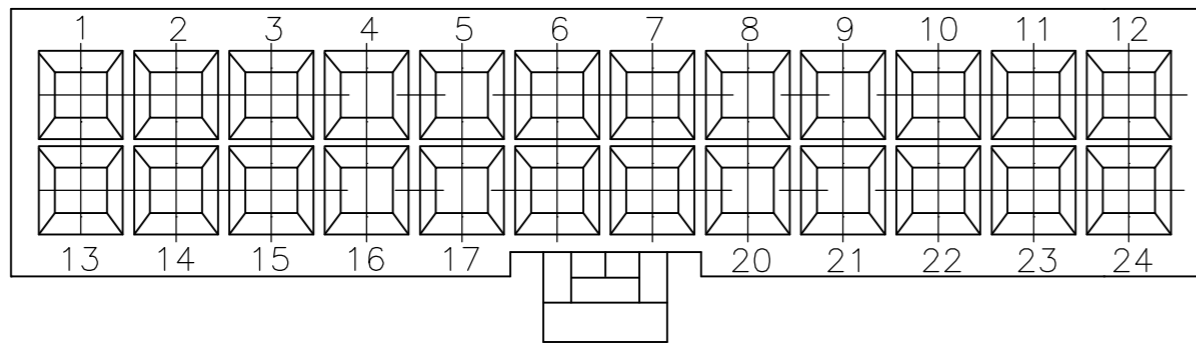
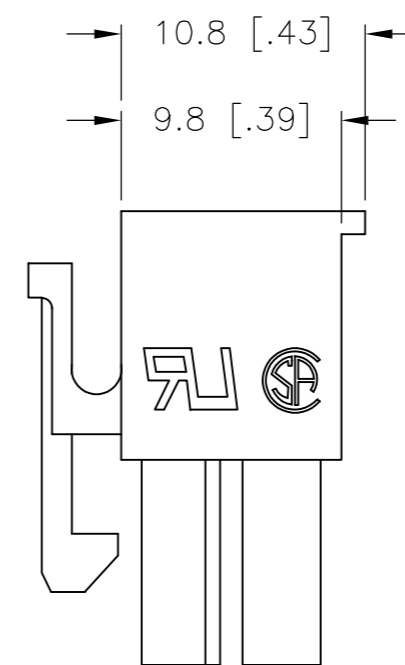


THIS DRAWING IS UNPUBLISHED. RELEASED FOR PUBLICATION
 © COPYRIGHT - By - ALL RIGHTS RESERVED.

LOC		DIST		REVISIONS			
P	LTR	DESCRIPTION		DATE	DWN	APVD	
CM	00	C		REVISED PER ECO-12-014543	07NOV12	KH	SM



1 MATERIAL: NYLON, UL94V-0, BLACK.



ONLY FOR 2029029-2

51.6	46.2	24	2-2029029-4
47.4	42.0	22	2-2029029-2
43.2	37.8	20	2-2029029-0
39.0	33.6	18	1-2029029-8
34.8	29.4	16	1-2029029-6
30.6	25.2	14	1-2029029-4
26.4	21.0	12	1-2029029-2
22.2	16.8	10	1-2029029-0
18.0	12.6	8	2029029-8
13.8	8.4	6	2029029-6
9.6	4.2	4	2029029-4
5.4	-	2	2029029-2
DIM B	DIM A	POS.	PART NUMBER

THIS DRAWING IS A CONTROLLED DOCUMENT.		DWN K. WHITAKER 04DEC2007	TE Connectivity	
DIMENSIONS: mm [INCHES]		CHK C. CASH 04DEC2007	RECEPTACLE HOUSING, BLACK, VAL-U-LOK(TM)	
TOLERANCES UNLESS OTHERWISE SPECIFIED:		APVD C. CASH 04DEC2007	NAME	RESTRICTED TO
0 PLC ±		PRODUCT SPEC	SIZE	—
1 PLC ± 0.4 [.02]		APPLICATION SPEC	CAGE CODE	
2 PLC ± 0.25 [.010]		WEIGHT	DRAWING NO	
3 PLC ± 0.150 [.0059]		CUSTOMER DRAWING	SCALE	
4 PLC ±		FINISH	SHEET	
ANGLES ±			1 of 1	
MATERIAL			REV	
1			C	

Mouser Electronics

Authorized Distributor

Click to View Pricing, Inventory, Delivery & Lifecycle Information:

[TE Connectivity:](#)

[2029029-4](#)