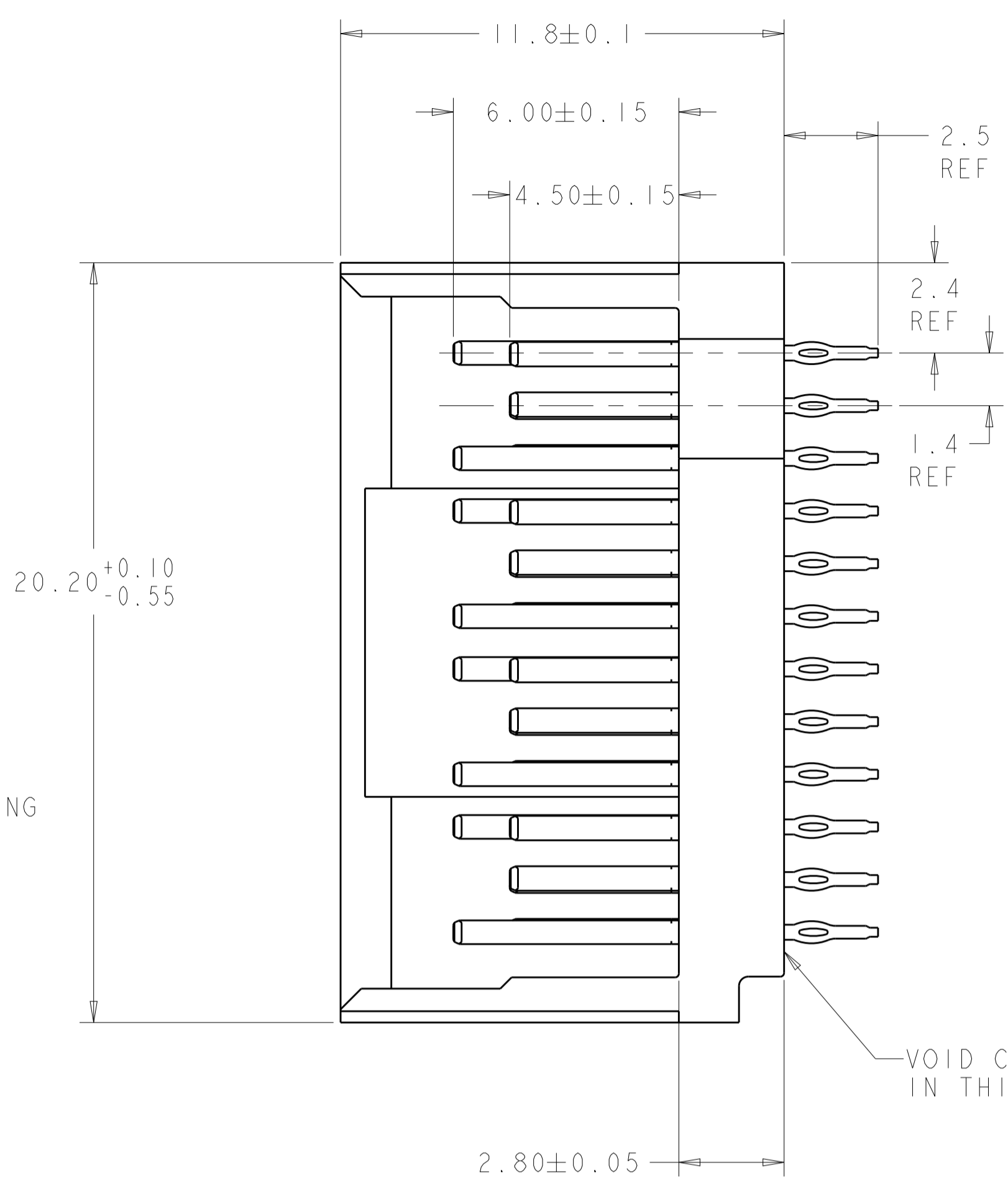
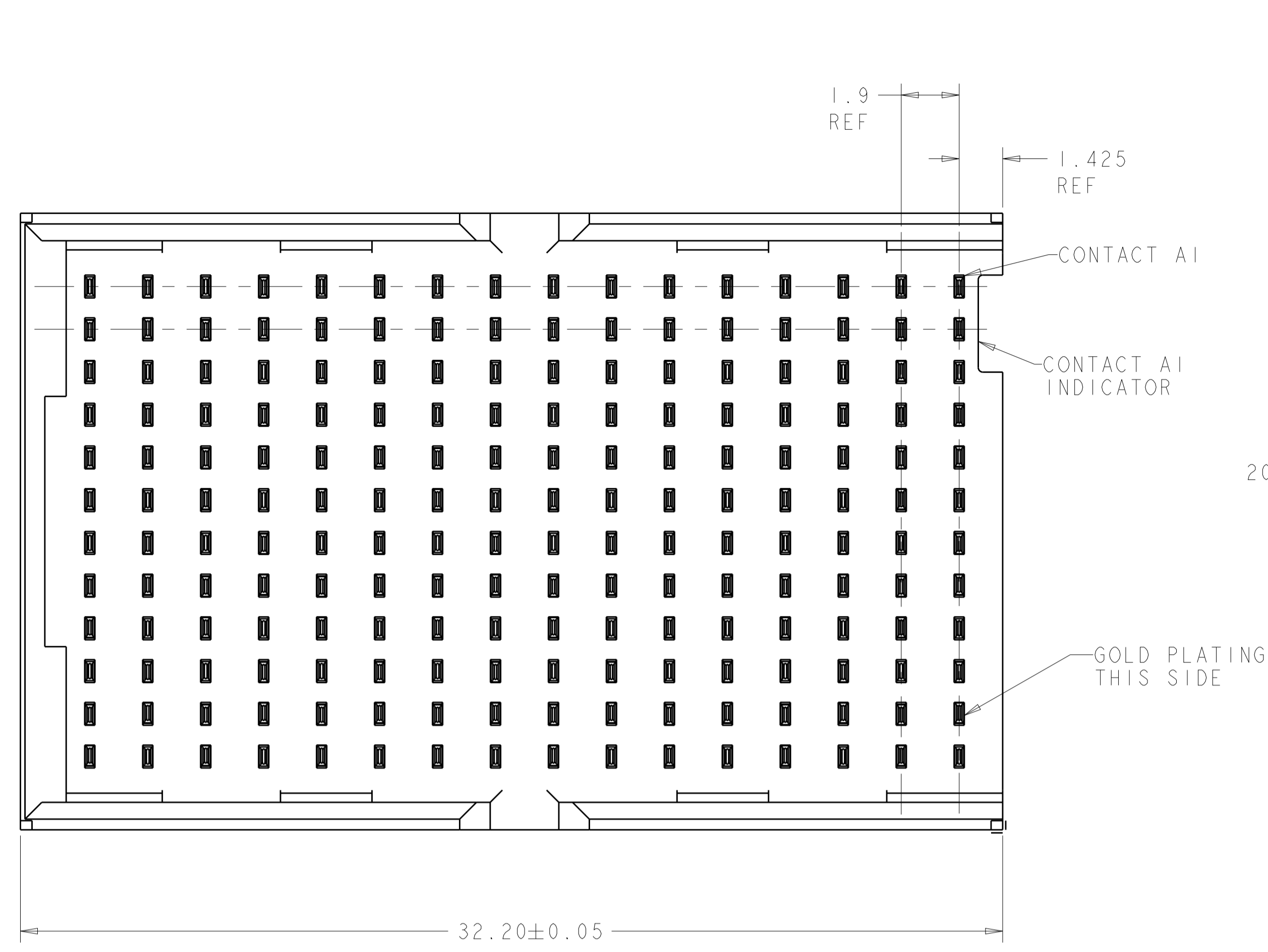
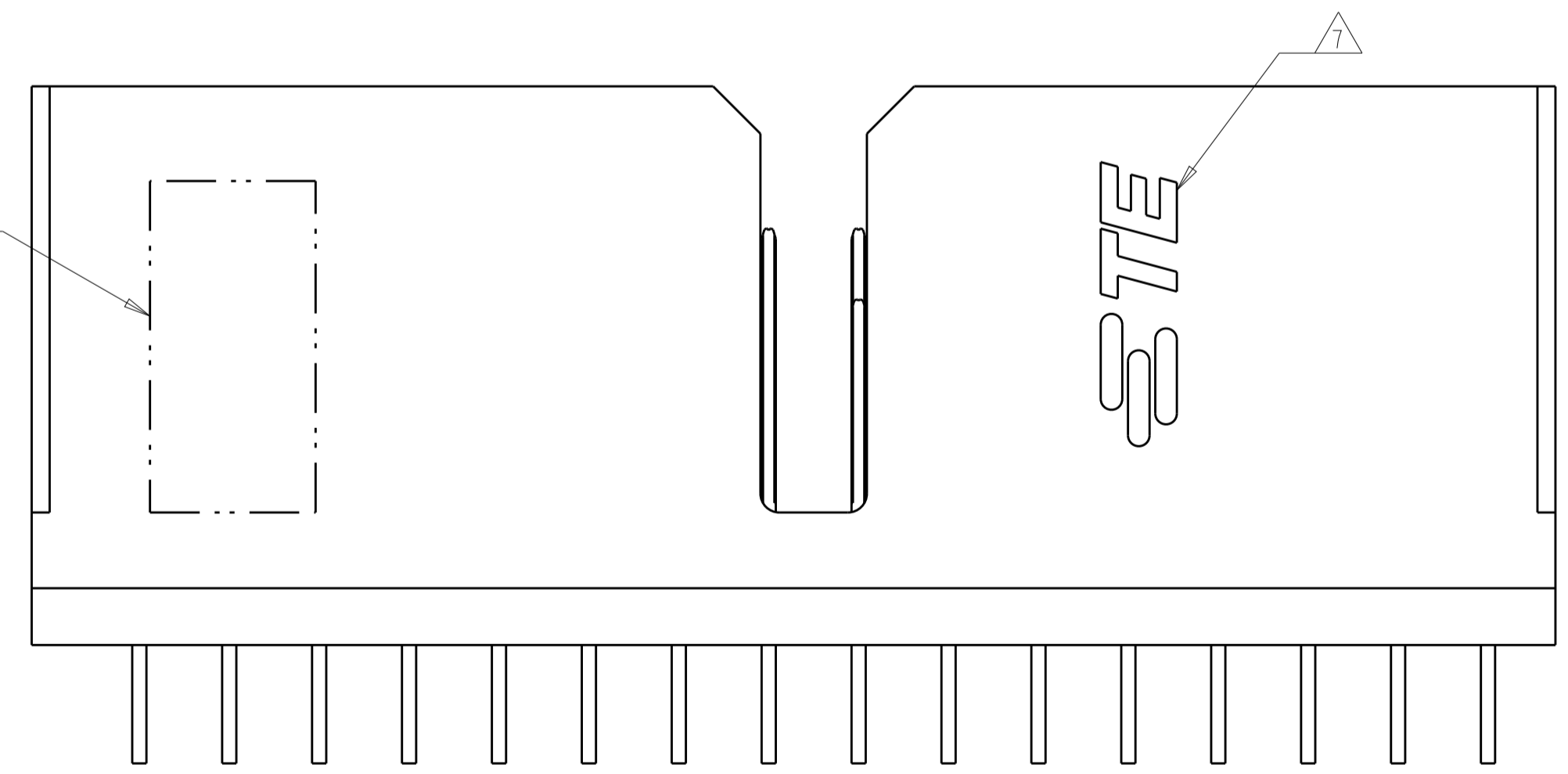


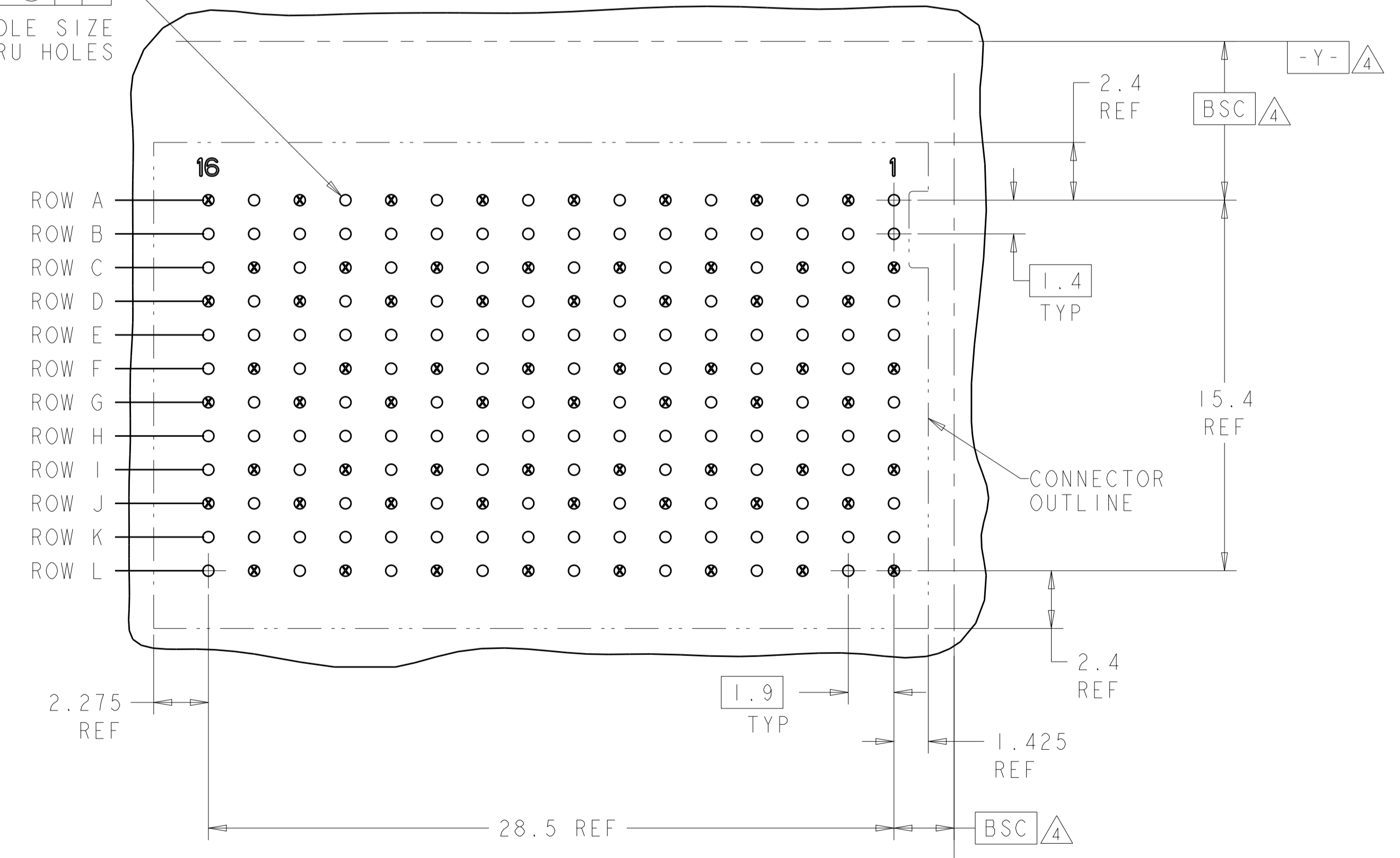
LOC		DIST		REVISIONS			
GP	00	P	LTH	DESCRIPTION	DATE	DWN	APVD
		F		REVISED PER ECO-13-010626	31JUL2013	KH	RP
		G		REVISED PER ECO-19-009248	04JUL2019	AP	SY



- 1 MATERIAL:
CONTACT - PHOS BRONZE
HOUSING - LCP, UL 94V-0, COLOR - BLACK
- 2 FINISH:
CONTACT AREA FINISH CONFORMS TO THE REQUIREMENTS OF TE PRODUCT SPECIFICATION 108-2303; BASED ON TELCORDIA GR-1217-CORE FOR SYSTEM QUALITY LEVEL III, APPLICATIONS IN CONTROLLED ENVIRONMENTS (CENTRAL OFFICE).
COMPLIANT PIN AREA- 0.5µm MIN MATTE TIN OVER 1.27µm MIN NICKEL
- 3 CONNECTOR MARKED WITH PART NUMBER, DATE CODE AND STANDARD IN APPROXIMATE AREA SHOWN
- 4 DATUMS AND BASIC DIMENSIONS ESTABLISHED BY CUSTOMER.
- 5. CONTACT AREA LUBRICATED WITH BELLCORE APPROVED LUBRICANT, TECHNICAL REFERENCE GR-1217-CORE, ISSUE 1, NOVEMBER 1995.
- 6 REFERENCE APPLICATION SPEC 114-13202 FOR RECOMMENDED PLATED THRU HOLE DIAMETER AND PLATING THICKNESSES.
- 7 SHOWN LOGO OR OTHER TE OWNED LOGOS IN APPROXIMATE AREA.



6 \oplus $\varnothing 0.05$ \odot X Y
 FINISHED HOLE SIZE AND PLATED THRU HOLES



○ = SIGNAL
 ⊗ = GROUND
 RECOMMENDED PC BOARD LAYOUT BACKPLANE,
 COMPONENT SIDE SHOWN
 SCALE 6:1

1934318-1
 PART NUMBER

THIS DRAWING IS A CONTROLLED DOCUMENT.		DWN B. MCMASTER 15JUN2007	NAME HEADER ASSEMBLY, RIGHT WALL, 4 PAIR 16 COLUMN TinMan
DIMENSIONS:		CHK W. DAVIS 15JUN2007	PRODUCT SPEC
TOLERANCES UNLESS OTHERWISE SPECIFIED:		APVD W. DAVIS 15JUN2007	APPLICATION SPEC
mm	0 PLC ±	SIZE A1	RESTRICTED TO
	1 PLC ±	CAGE CODE 100779	SCALE 8:1
	2 PLC ±	DRAWING NO 1934318	SHEET 1 OF 1
	3 PLC ±	REV G	
	4 PLC ±		
	ANGLES ±		
MATERIAL	FINISH	WEIGHT	CUSTOMER DRAWING

Mouser Electronics

Authorized Distributor

Click to View Pricing, Inventory, Delivery & Lifecycle Information:

[TE Connectivity:](#)

[1934318-1](#)