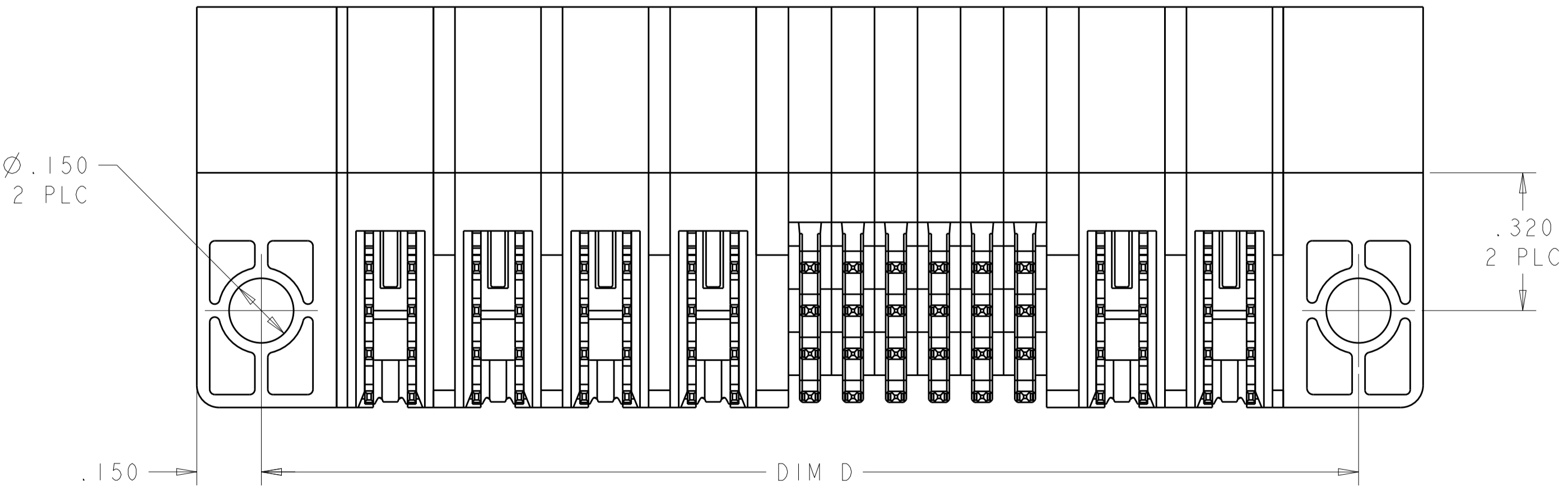
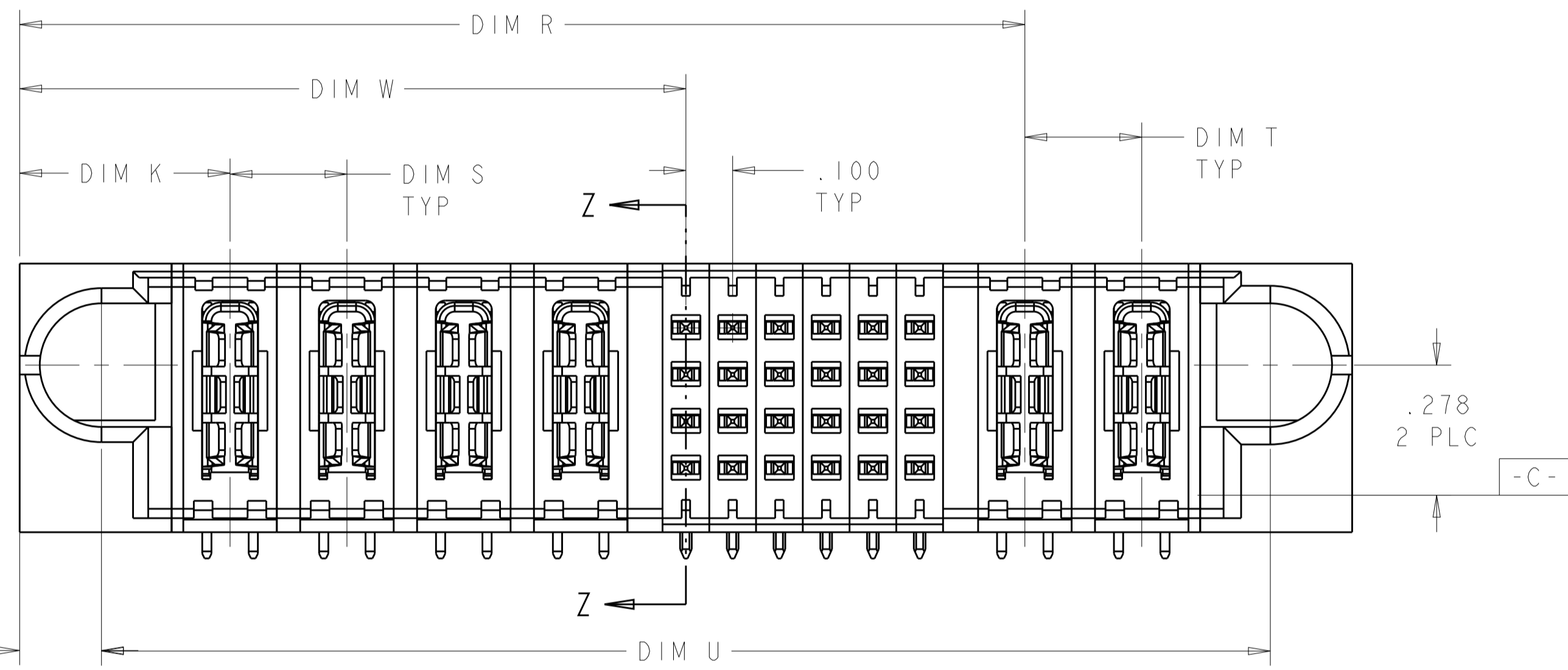
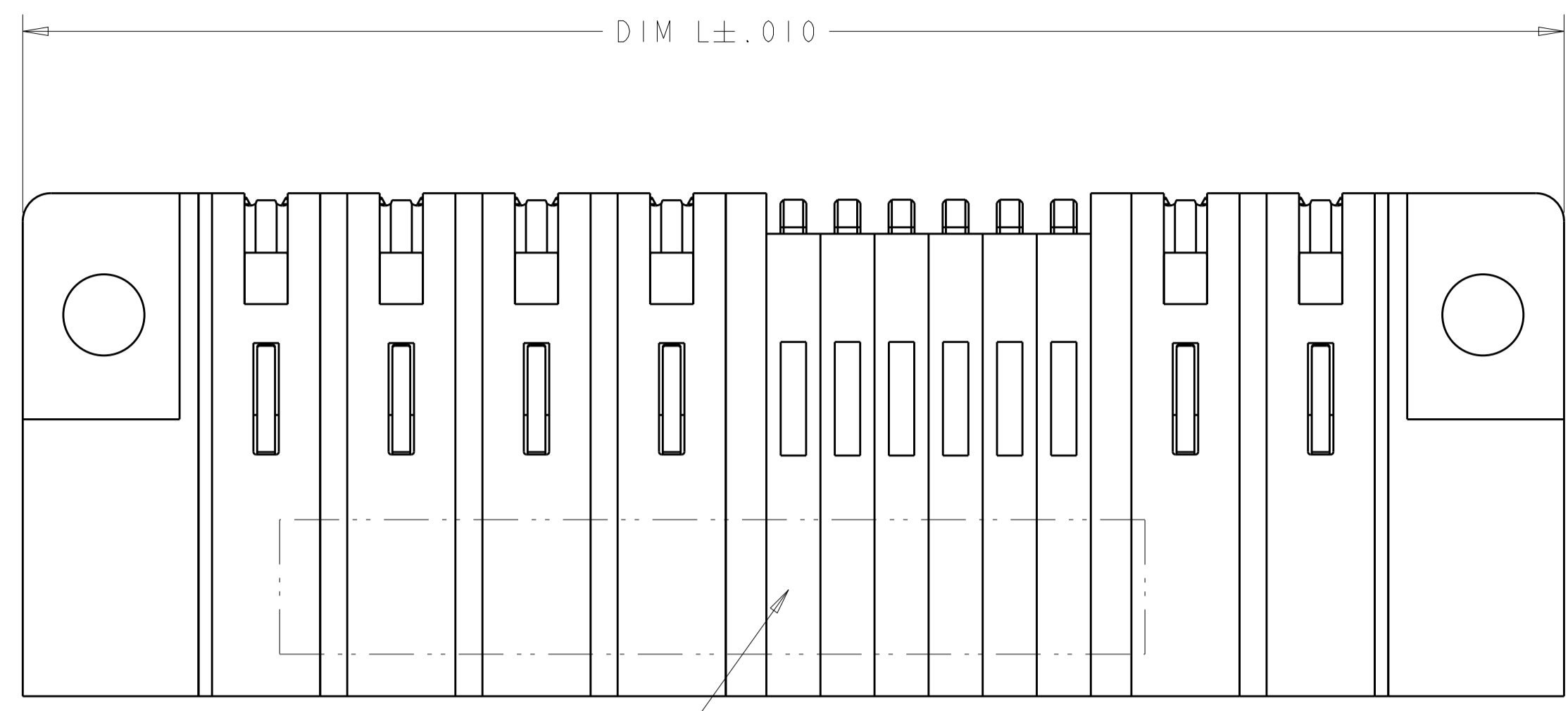
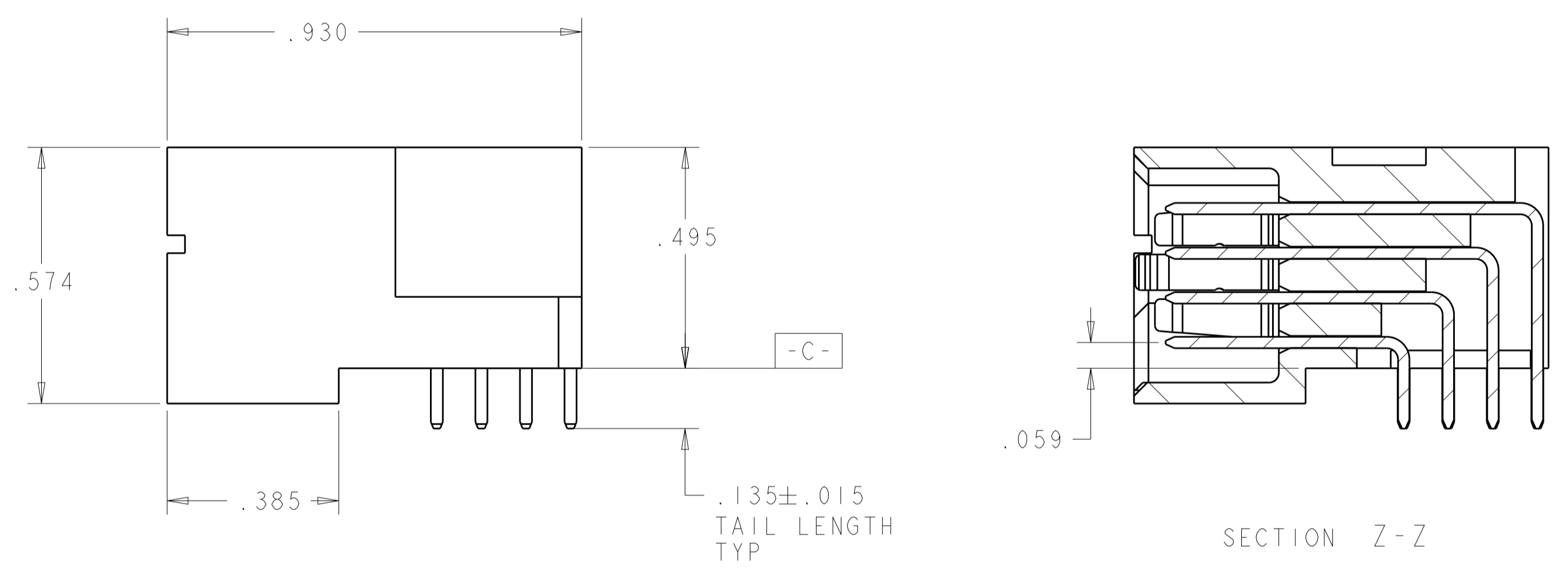


LOC		DIST		REVISIONS			
ES	00	P	LTN	DESCRIPTION	DATE	DMN	APVD
		C1		REV PER ECR-13-004638	20MAR2013	ML	SZ



- 1 PART NUMBER, AND DATE CODE MARKED IN AREA SHOWN.
- 2 MATERIAL:
 HOUSING - GLASS FILLED HIGH TEMP THERMO PLASTIC, UL94 V-O, BLACK
 SIGNAL CONTACT - COPPER ALLOY
 POWER CONTACT - HIGH CONDUCTIVITY COPPER ALLOY
- 3 CONTACT PLATING: NOBLE METAL PLATING ON CONTACT FUNCTIONAL AREA OF POWER AND SIGNAL CONTACTS.
- 4 MECHANICAL CONNECTOR KEEP OUT ZONE.
- 5 DATUM AND BASIC DIMENSIONS ESTABLISHED BY CUSTOMER.
- 6 PCB - ALL HOLE DIAMETERS ARE FINISHED HOLE SIZES.
- 7 PCB - .0453±.0010 DRILLED HOLES PLATED WITH .0003 MIN Sn OVER .001 TO .003 Cu PLATING TO ACHIEVE A .040 HOLE.
- 8 VARIABLE DIMENSIONS SHOWN ON VIEW (SHEET 2)



2.500	.250	.250	2.150	1.425	2.550	2.850	.450	4P + 24S + 2P	1892120-5
4.700	.250	.250	2.850	2.375	4.750	5.050	.450	8P + 16S + 8P	1892120-4
2.800	.200	.200	2.525	2.025	2.850	3.150	.425	8P + 16S + 2P	1892120-3
2.550	8	.250	1.550	.875	2.600	2.900	.450	2P + 24S + 1P + 3ACP	1892120-2
2.500	.250	.250	2.150	1.425	2.550	2.850	.450	4P + 24S + 2P	1892120-1
DIM U	DIM T	DIM S	DIM R	DIM W	DIM D	DIM L	DIM K	DESCRIPTION	PART NUMBER

THIS DRAWING IS A CONTROLLED DOCUMENT. DWN: C. ZHOU 05JUL2007
 CHK: S. ZHAO 05JUL2007

DIMENSIONS: INCHES. TOLERANCES UNLESS OTHERWISE SPECIFIED:
 0 PLC ±.01
 1 PLC ±.01
 2 PLC ±.01
 3 PLC ±.005
 4 PLC ±.0020
 ANGLES ±.020

MATERIAL: FINISH: 3

APVD: S. YAO
 NAME: S. YAO
 PRODUCT SPEC: 108-1973
 APPLICATION SPEC: 114-13038
 WEIGHT: -
 Customer Drawing

SCALE: 4:1 SHEET 1 OF 3 REV: C1

TE Connectivity
 RIGHT ANGLE HEADER ASSEMBLY W/GUIDES AND THREE-BEAM CONTACTS MULTI-BEAM XLE
 A100779C=1892120

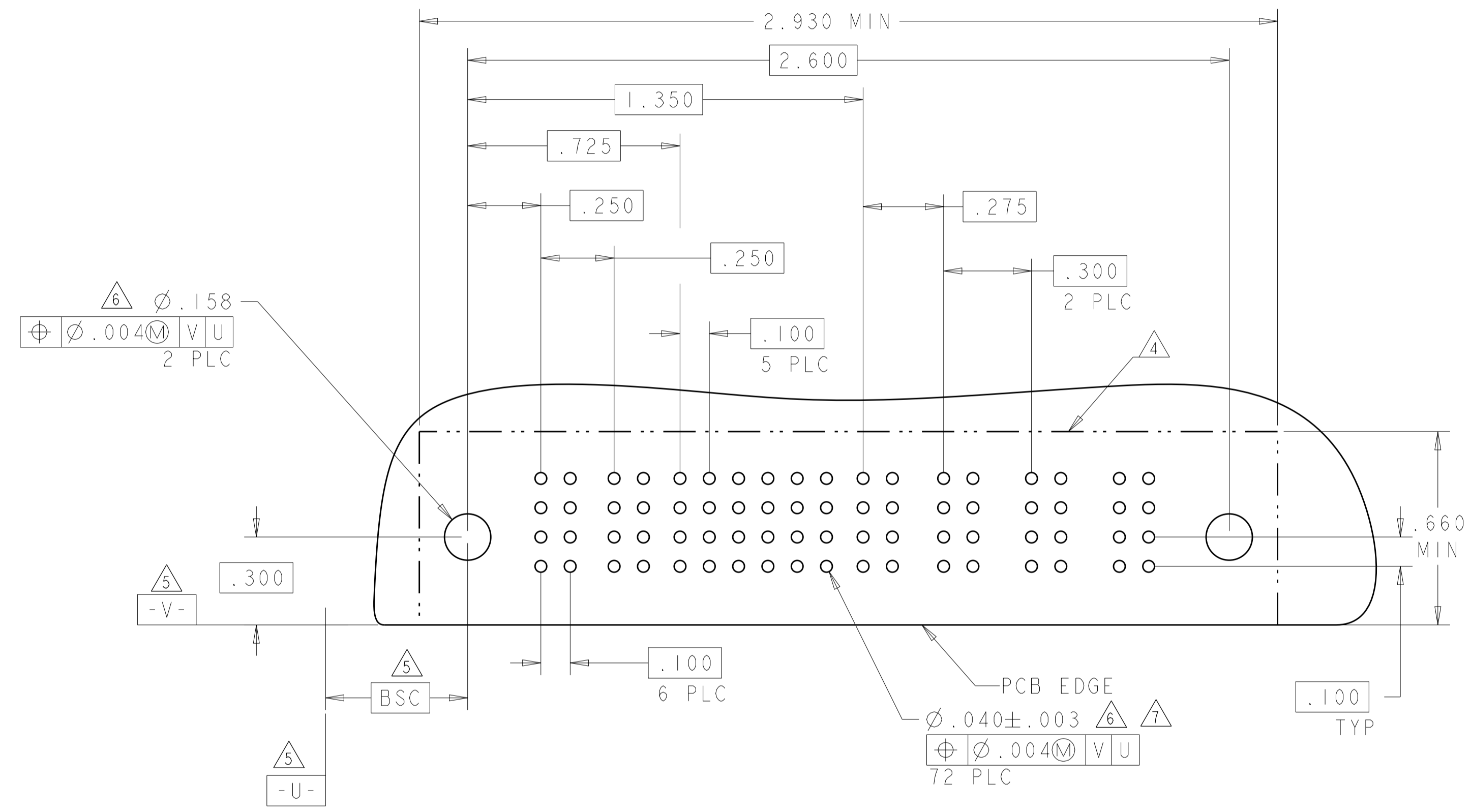
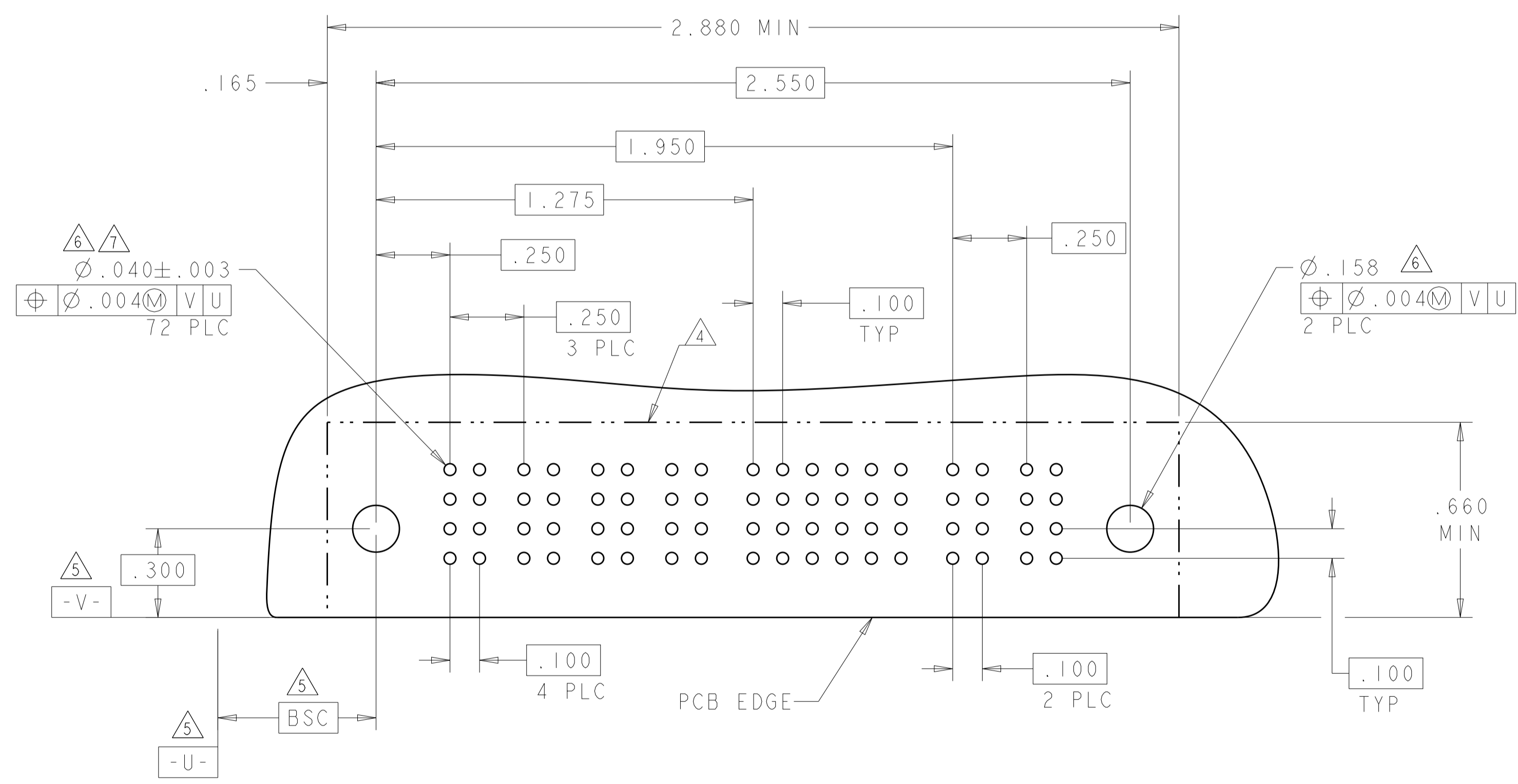
LOC	DIST	REVISIONS			
P	LTN	DESCRIPTION	DATE	DMN	APVD
ES	00	SEE SHEET 1			

PART NUMBER	ROWS	POWER				SIGNAL						POWER'	
		P1	P2	P3	P4	1	2	3	4	5	6	P5	P6
1892120-1	D	TM	TM	TM	TM	J	J	J	J	J	J	TM	TM
	C					K	K	K	K	K	K		
	B					N	N	N	N	N	N		
A	S	S	S	S	S	S							
4P + 24S + 2P													

PART NUMBER	ROWS	POWER		SIGNAL						POWER'			
		P1	P2	1	2	3	4	5	6	P3	P4	P5	P6
1892120-2	D	TM	TM	J	J	J	J	J	J	TM	TM	TM	TM
	C			K	K	K	K	K	K				
	B			N	N	N	N	N	N				
A	S	S	S	S	S	S							
2P + 24S + 1P + 3ACP													

.275
.300
2 PLC

PART NUMBER	ROWS	POWER				SIGNAL						POWER'	
		P1	P2	P3	P4	1	2	3	4	5	6	P5	P6
1892120-5	D	TM	TM	TM	TM	J	J	J	J	J	J	TM	TM
	C					K	K	F	K	K	K		
	B					N	N	G	N	N	N		
A	S	S	H	S	S	S							
4P + 24S + 2P													



ROW	DESCRIPTION	CODE
C	SIGNAL CONTACT, MLBF	F
B	SIGNAL CONTACT, MLBF	G
A	SIGNAL CONTACT, MLBF	H
D	SIGNAL CONTACT, STD	J
C	SIGNAL CONTACT, STD	K
B	SIGNAL CONTACT, STD	N
A	SIGNAL CONTACT, STD	S
-	STD HOT PLUG POWER CONTACT	TM

THIS DRAWING IS A CONTROLLED DOCUMENT.

DIMENSIONS: INCHES	TOLERANCES UNLESS OTHERWISE SPECIFIED:	DMN: C. ZHOU 05JUL2007	CHK: S. ZHAO 05JUL2007
0 PLC ± .01	1 PLC ± .01	APVD: S. YAO	NAME: S. YAO
2 PLC ± .01	3 PLC ± .005	PRODUCT SPEC: 108-1973	APPLICATION SPEC: 114-13038
4 PLC ± .0020	ANGLES ± .0020	WEIGHT: -	SCALE: 4:1
MATERIAL: -	FINISH: -	Customer Drawing	Customer Drawing

RIGHT ANGLE HEADER ASSEMBLY W/GUIDES AND THREE-BEAM CONTACTS MULTI-BEAM XLE

SIZE: 114-13038 CAGE CODE: 1892120 DRAWING NO: A100779

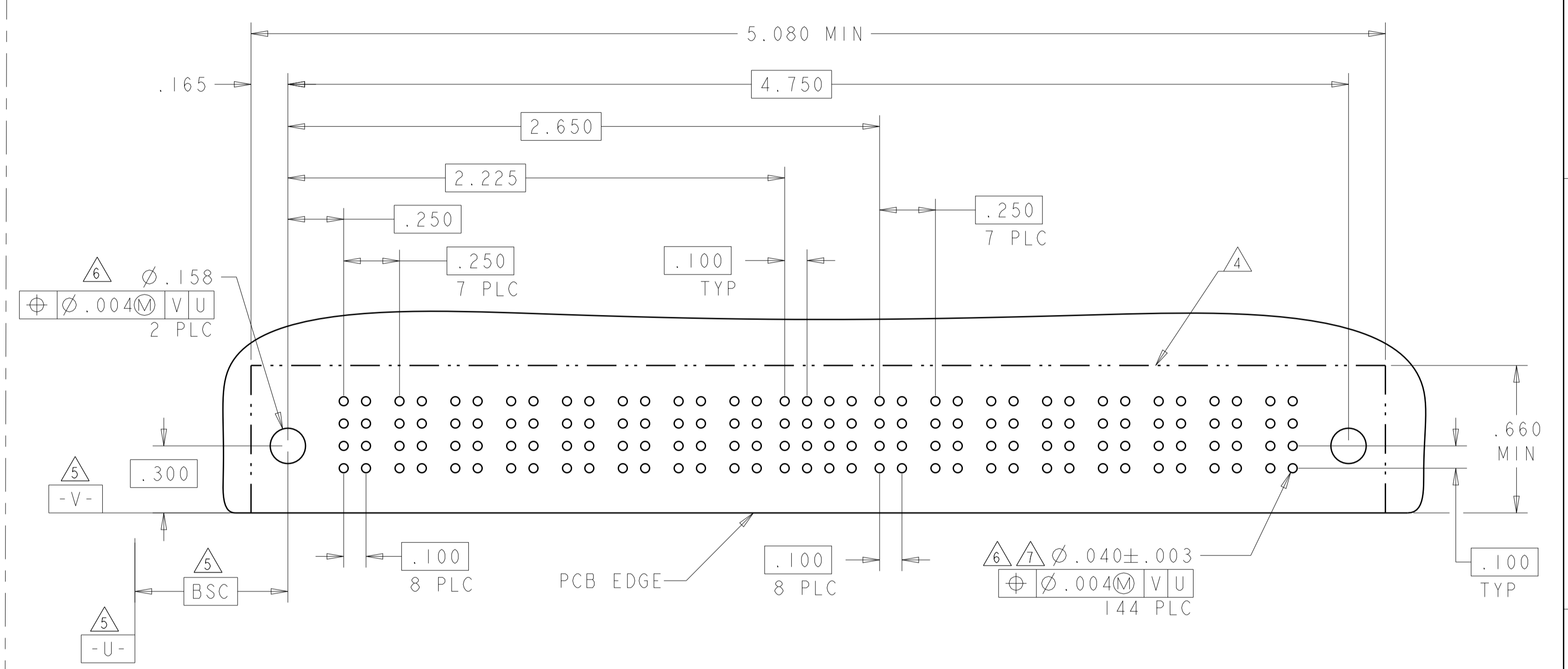
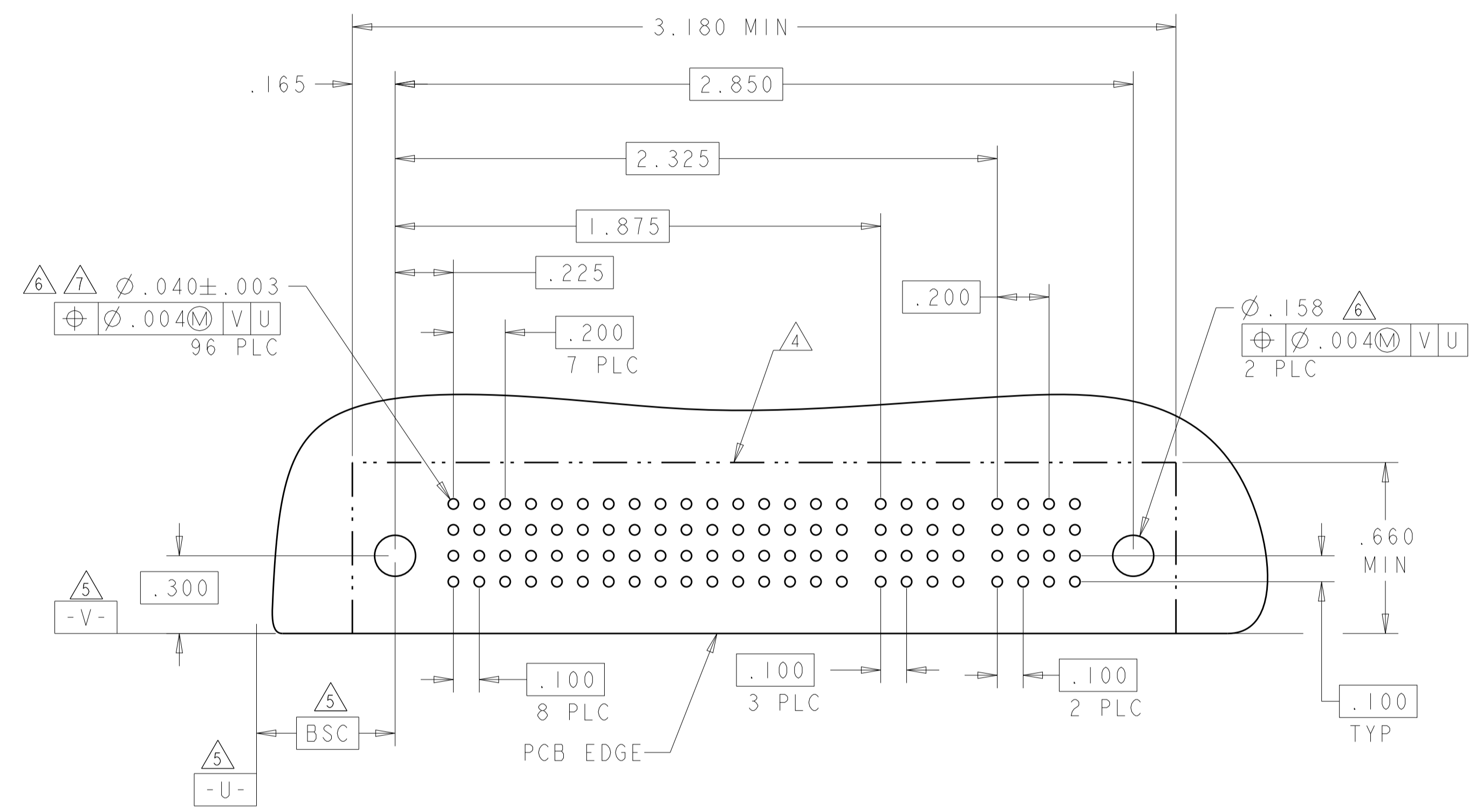
RESTRICTED TO: -

SHEET 2 OF 3

LOC	DIST	REVISIONS			
P	LTN	DESCRIPTION	DATE	OWN	APVD
ES	00	SEE SHEET 1			

PART NUMBER	ROWS	POWER								SIGNAL				POWER'	
		P1	P2	P3	P4	P5	P6	P7	P8	1	2	3	4	P9	P10
1892120-3	D C B A	TM	TM	TM	TM	TM	TM	TM	TM	J	J	J	J	TM	TM
		TM	TM	TM	TM	TM	TM	TM	TM	K	K	K	K	TM	TM
		TM	TM	TM	TM	TM	TM	TM	TM	N	N	N	N	TM	TM
8P + 16S + 2P										S	S	S	S		

PART NUMBER	ROWS	POWER								SIGNAL				POWER'							
		P1	P2	P3	P4	P5	P6	P7	P8	1	2	3	4	P9	P10	P11	P12	P13	P14	P15	P16
1892120-4	D C B A	TM	TM	TM	TM	TM	TM	TM	TM	J	J	J	J	TM	TM	TM	TM	TM	TM	TM	TM
		TM	TM	TM	TM	TM	TM	TM	TM	K	K	K	K	TM	TM	TM	TM	TM	TM	TM	TM
		TM	TM	TM	TM	TM	TM	TM	TM	N	N	N	N	TM	TM	TM	TM	TM	TM	TM	TM
8P + 16S + 8P										S	S	S	S								



THIS DRAWING IS A CONTROLLED DOCUMENT.		OWN: C. ZHOU 05JUL2007	 TE Connectivity
DIMENSIONS: INCHES		CHK: S. ZHAO 05JUL2007	
TOLERANCES UNLESS OTHERWISE SPECIFIED:		APVD: S. YAO	NAME: RIGHT ANGLE HEADER ASSEMBLY W/GUIDES AND THREE-BEAM CONTACTS MULTI-BEAM XLE
0 PLC ±. 1 PLC ±.01 2 PLC ±.01 3 PLC ±.005 4 PLC ±.0020 ANGLES ±.7°		PRODUCT SPEC: 108-1973	SIZE: A1
MATERIAL: -		APPLICATION SPEC: 114-13038	CAGE CODE: -
FINISH: -		WEIGHT: -	DRAWING NO: 1892120
		Customer Drawing	RESTRICTED TO: -
		SCALE: 4:1	SHEET: 3 OF 3
			REV: C1

Mouser Electronics

Authorized Distributor

Click to View Pricing, Inventory, Delivery & Lifecycle Information:

[TE Connectivity:](#)

[1892120-5](#)