

4

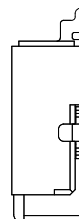
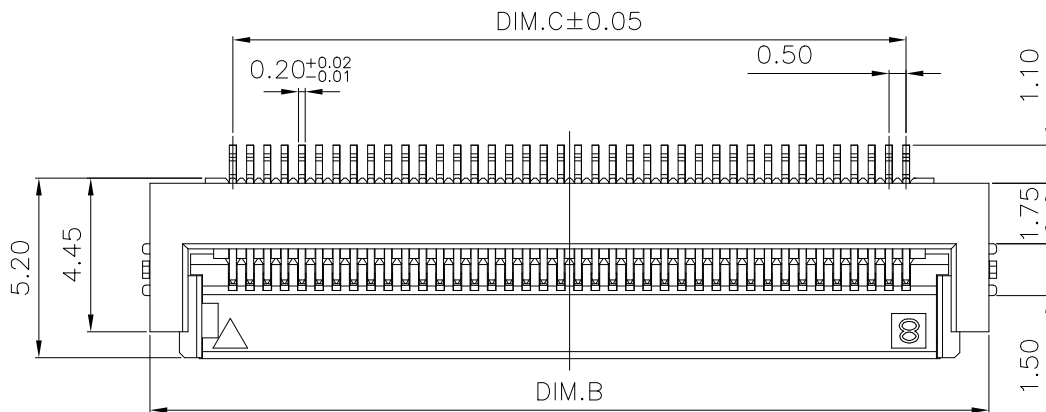
3

2

1

THIS DRAWING IS UNPUBLISHED. RELEASED FOR PUBLICATION
COPYRIGHT BY TYCO ELECTRONICS CORPORATION. ALL RIGHTS RESERVED.

LOC	DIST	REVISIONS			
P	LTR	DESCRIPTION	DATE	DWN	APVD
DW	-	G	REVISED (ECR-18-000341), DELETE '0-' FROM PART NO.	16JAN18	H.X.W.H.



NOTES :

- 1. MATERIAL :
 - 1.1 HOUSING : THERMOPLASTIC (LCP), UL 94 V-0, COLOR:NATURAL
 - 1.2 ACTUATOR : THERMOPLASTIC (LCP), UL 94 V-0, COLOR:NATURAL
 - 1.3 CONTACTS : PHOSPHOR BRONZE
 - 1.4 SOLDER PEG : BRASS

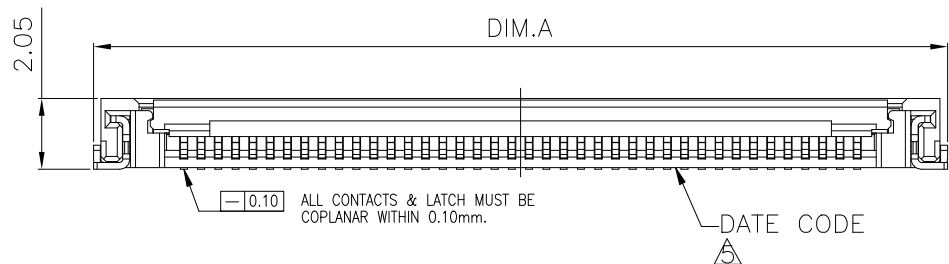
2. FINISH:

- 2.1 CONTACT:
 - GOLD FLASH PLATING ON CONTACT & SOLDERING AREAS, 1.27µm [50µ"] MIN. NICKEL UNDERPLATING OVERALL.
- 2.2 SOLDER PEG:
 - GOLD FLASH PLATING OVERALL 1.27µm [50µ"] MIN. NICKEL UNDERPLATING OVERALL.

3. REFLOW SOLDER CAPABLE TO 260°C PER TE SPEC. 109-201, CONDITION B.

4. NET WEIGHT : 0.5gram FOR 45 POS.

△ DATE CODE PRINT ONLY FOR 30 POSITION(NOT INCLUDE) ABOVE ITEM.



0.10 ALL CONTACTS & LATCH MUST BE COPLANAR WITHIN 0.10mm.

△ DATE CODE

THIS DRAWING IS A CONTROLLED DOCUMENT.		DWN H. HUANG 29SEP2007	STE TE Connectivity	
		CHK S. HOU 29SEP2007		
DIMENSIONS: MM		APVD W.J. KE 29SEP2007	NAME	
TOLERANCES UNLESS OTHERWISE SPECIFIED: 0 PLC ± - 1 PLC ± 0.3 2 PLC ± 0.2 3 PLC ± - 4 PLC ± - ANGLES ± 3'		PRODUCT SPEC 108-57590	ZIF FPC 0.50mm PITCH, 2.0mm HEIGHT, SMT	
MATERIAL SEE NOTE		QUALIFICATION TEST REPORT 501-57687	SIZE A3	CAGE CODE 00779
FINISH SEE NOTE		WEIGHT -	DRAWING NO C=1775333	RESTRICTED TO -
CUSTOMER DRAWING			SCALE -	SHEET 1 OF 4
			REV G	

THIS DRAWING IS UNPUBLISHED.

RELEASED FOR PUBLICATION

- . - .

© COPYRIGHT BY TYCO ELECTRONICS CORPORATION. ALL RIGHTS RESERVED.

LOC DIST

DW -

REVISIONS

P	LTR	DESCRIPTION	DATE	DWN	APVD
		SEE SHEET 1.			

D

D

C

C

B

B

A

A

AVAILABLE	28.50	27.50	32.50	32.75	56	5-1775333-6
	28.00	27.00	32.00	32.25	55	5-1775333-5
	27.50	26.50	31.50	31.75	54	5-1775333-4
	27.00	26.00	31.00	31.25	53	5-1775333-3
NOT AVAILABLE	26.50	25.50	30.50	30.75	52	5-1775333-2
NOT AVAILABLE	26.00	25.00	30.00	30.25	51	5-1775333-1
AVAILABLE	25.50	24.50	29.30	29.75	50	5-1775333-0
NOT AVAILABLE	25.00	24.00	28.80	29.25	49	4-1775333-9
AVAILABLE	24.50	23.50	28.30	28.75	48	4-1775333-8
NOT AVAILABLE	24.00	23.00	27.80	28.25	47	4-1775333-7
NOT AVAILABLE	23.50	22.50	27.30	27.75	46	4-1775333-6
AVAILABLE	23.00	22.00	26.80	27.25	45	4-1775333-5
NOT AVAILABLE	22.50	21.50	26.30	26.75	44	4-1775333-4
NOT AVAILABLE	22.00	21.00	25.80	26.25	43	4-1775333-3
AVAILABLE	21.50	20.50	25.30	25.75	42	4-1775333-2
NOT AVAILABLE	21.00	20.00	24.80	25.25	41	4-1775333-1
AVAILABLE	20.50	19.50	24.30	24.75	40	4-1775333-0
NOT AVAILABLE	20.00	19.00	23.80	24.25	39	3-1775333-9
NOT AVAILABLE	19.50	18.50	23.30	23.75	38	3-1775333-8
NOT AVAILABLE	19.00	18.00	22.80	23.25	37	3-1775333-7
AVAILABLE	18.50	17.50	22.30	22.75	36	3-1775333-6
	18.00	17.00	21.80	22.25	35	3-1775333-5
TOOLING STATUS	D	C	B	A	POS.	PART NUMBER
	DIMENSIONS					

AVAILABLE	17.50	16.50	21.30	21.75	34	3-1775333-4
	17.00	16.00	20.80	21.25	33	3-1775333-3
	16.50	15.50	20.30	20.75	32	3-1775333-2
NOT AVAILABLE	16.00	15.00	19.80	20.25	31	3-1775333-1
AVAILABLE	15.50	14.50	19.30	19.75	30	3-1775333-0
NOT AVAILABLE	15.00	14.00	18.80	19.25	29	2-1775333-9
AVAILABLE	14.50	13.50	18.30	18.75	28	2-1775333-8
NOT AVAILABLE	14.00	13.00	17.80	18.25	27	2-1775333-7
AVAILABLE	13.50	12.50	17.30	17.75	26	2-1775333-6
	13.00	12.00	16.80	17.25	25	2-1775333-5
	12.50	11.50	16.30	16.75	24	2-1775333-4
NOT AVAILABLE	12.00	11.00	15.80	16.25	23	2-1775333-3
AVAILABLE	11.50	10.50	15.30	15.75	22	2-1775333-2
	11.00	10.00	14.80	15.25	21	2-1775333-1
	10.50	9.50	14.30	14.75	20	2-1775333-0
NOT AVAILABLE	10.00	9.00	13.80	14.25	19	1-1775333-9
AVAILABLE	9.50	8.50	13.30	13.75	18	1-1775333-8
	9.00	8.00	12.80	13.25	17	1-1775333-7
	8.50	7.50	12.30	12.75	16	1-1775333-6
AVAILABLE	8.00	7.00	11.80	12.25	15	1-1775333-5
	7.50	6.50	11.30	11.75	14	1-1775333-4
	7.00	6.00	10.80	11.25	13	1-1775333-3
	6.50	5.50	10.30	10.75	12	1-1775333-2
NOT AVAILABLE	6.00	5.00	9.80	10.25	11	1-1775333-1
AVAILABLE	5.50	4.50	9.30	9.75	10	1-1775333-0
	5.00	4.00	8.80	9.25	09	1775333-9
	4.50	3.50	8.30	8.75	08	1775333-8
NOT AVAILABLE	4.00	3.00	7.80	8.25	07	1775333-7
AVAILABLE	3.50	2.50	7.30	7.75	06	1775333-6
	3.00	2.00	6.80	7.25	05	1775333-5
	2.50	1.50	6.30	6.75	04	1775333-4
TOOLING STATUS	D	C	B	A	POS.	PART NUMBER
	DIMENSIONS					

THIS DRAWING IS A CONTROLLED DOCUMENT.		DWN		STE TE Connectivity	
DIMENSIONS: MM		CHK			
TOLERANCES UNLESS OTHERWISE SPECIFIED:		APVD		NAME	
0 PLC ± -		PRODUCT SPEC		ZIF FPC 0.50mm PITCH, 2.0mm HEIGHT, SMT	
1 PLC ± 0.3		QUALIFICATION TEST REPORT		SIZE CAGE CODE DRAWING NO RESTRICTED TO	
2 PLC ± 0.2		WEIGHT		A3 00779 C=1775333	
3 PLC ± -		CUSTOMER DRAWING		SCALE SHEET 2 OF 4 REV G	
4 PLC ± -					
ANGLES ± 3'					
MATERIAL SEE NOTE		FINISH SEE NOTE			

4

3

2

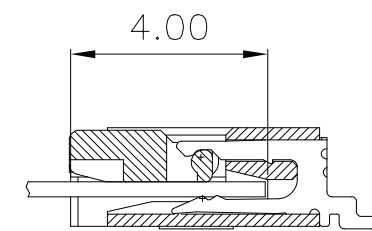
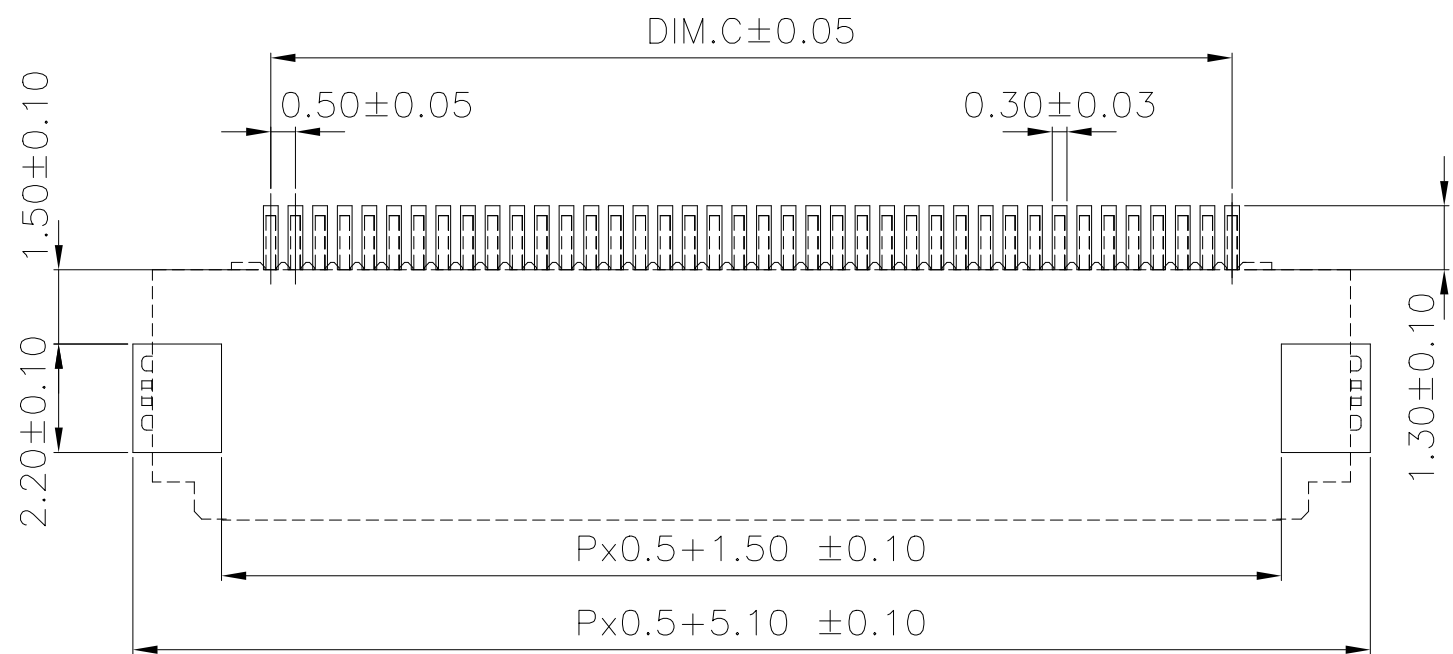
1

THIS DRAWING IS UNPUBLISHED.

RELEASED FOR PUBLICATION

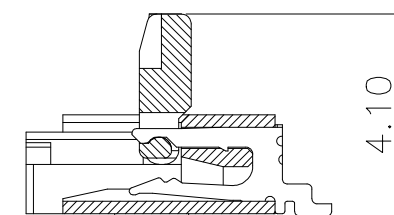

© COPYRIGHT BY TYCO ELECTRONICS CORPORATION. ALL RIGHTS RESERVED.

LOC	DIST	REVISIONS					
DW	-	P	LTR	DESCRIPTION	DATE	DWN	APVD
				SEE SHEET 1.			



FPC INSERTION DEPTH

RECOMMENDED P.C. BOARD PATTERN LAYOUT
 RECOMMENDED METAL MASK THICKNESS: T=0.15



FPC LAYOUT

THIS DRAWING IS A CONTROLLED DOCUMENT.		DWN	STE TE Connectivity	
DIMENSIONS: MM		CHK		
TOLERANCES UNLESS OTHERWISE SPECIFIED:		APVD	NAME	
0 PLC ± -		PRODUCT SPEC	ZIF FPC 0.50mm PITCH, 2.0mm HEIGHT, SMT	
1 PLC ± 0.3		QUALIFICATION TEST REPORT	SIZE	RESTRICTED TO
2 PLC ± 0.2		WEIGHT	A3	
3 PLC ± -		CUSTOMER DRAWING	CAGE CODE	DRAWING NO
4 PLC ± -			00779	C=1775333
ANGLES ± 3'		SCALE	SHEET	REV
MATERIAL SEE NOTE	FINISH SEE NOTE	-	3 OF 4	G

4

3

2

1

THIS DRAWING IS UNPUBLISHED.

RELEASED FOR PUBLICATION

© COPYRIGHT BY TYCO ELECTRONICS CORPORATION. ALL RIGHTS RESERVED.

LOC

DIST

REVISIONS

DW

P

LTR

DESCRIPTION

DATE

DWN

APVD

SEE SHEET 1.

W

PULL OUT DIRECTION

END SECTION (EMPTY) (160mm MIN.)

W/PRODUCT CHARGE

LEADING SECTION (EMPTY) (100mm MIN.)

(400mm MIN.)

X

TOP COVER TAPE

PEELING DIRECTION

PEELING ANGLE 165°~180°

φ13

φ330

LABEL

4

2.0

12.0

φ1.55

2

20

40

44

1.7

1.5

7.2

2.5

6.2

COVER TAPE

POLYSTYRENE

FOLDER PAPER BOARD

SHIPPING CARTON

LABEL

I

L

W

4.5~5.3	2.8~3.5	10,000	2000	56	51~56
4.4~5.6	2.3~3.5	12,000	2000	44	30~50
4.9~5.9	2.5~3.5	16,000	2000	32	21~29
4.5~6.5	1.5~3.5	20,000	2000	24	04~20
GROSS WT.(KG)	NET WT.(KG)	APQ (PCS/CARTON)	PPQ (PCS/REEL)	REEL DIM.W (mm)	POS.

THIS DRAWING IS A CONTROLLED DOCUMENT.

DIMENSIONS:
MM

MATERIAL

TOLERANCES UNLESS OTHERWISE SPECIFIED:

0 PLC	± -
1 PLC	± -
2 PLC	± -
3 PLC	± -
4 PLC	± -
ANGLES	± -

FINISH

DWN

CHK

APVD

PRODUCT SPEC

APPLICATION SPEC

WEIGHT

CUSTOMER DRAWING

NAME

ZIF FPC 0.50mm PITCH, 2.0mm HEIGHT, SMT

SIZE

CAGE CODE

DRAWING NO

RESTRICTED TO

A3

00779

C=1775333

SCALE

SHEET

4 OF 4

REV

G

AMP 1470-19 REV 31MAR2000

Mouser Electronics

Authorized Distributor

Click to View Pricing, Inventory, Delivery & Lifecycle Information:

[TE Connectivity:](#)

[4-1775333-2](#)