
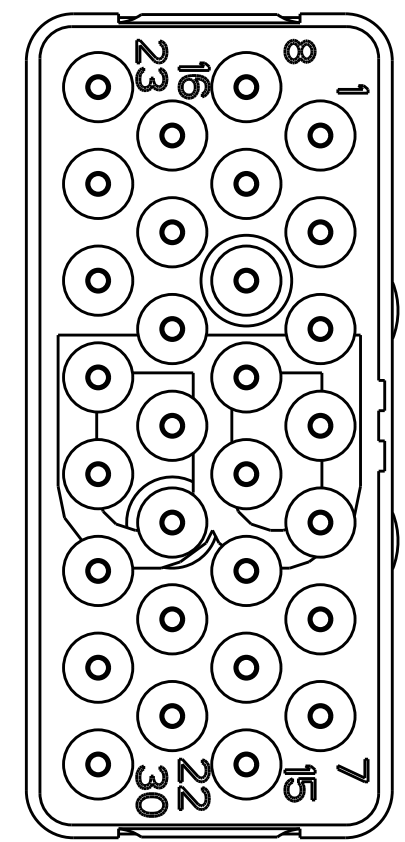
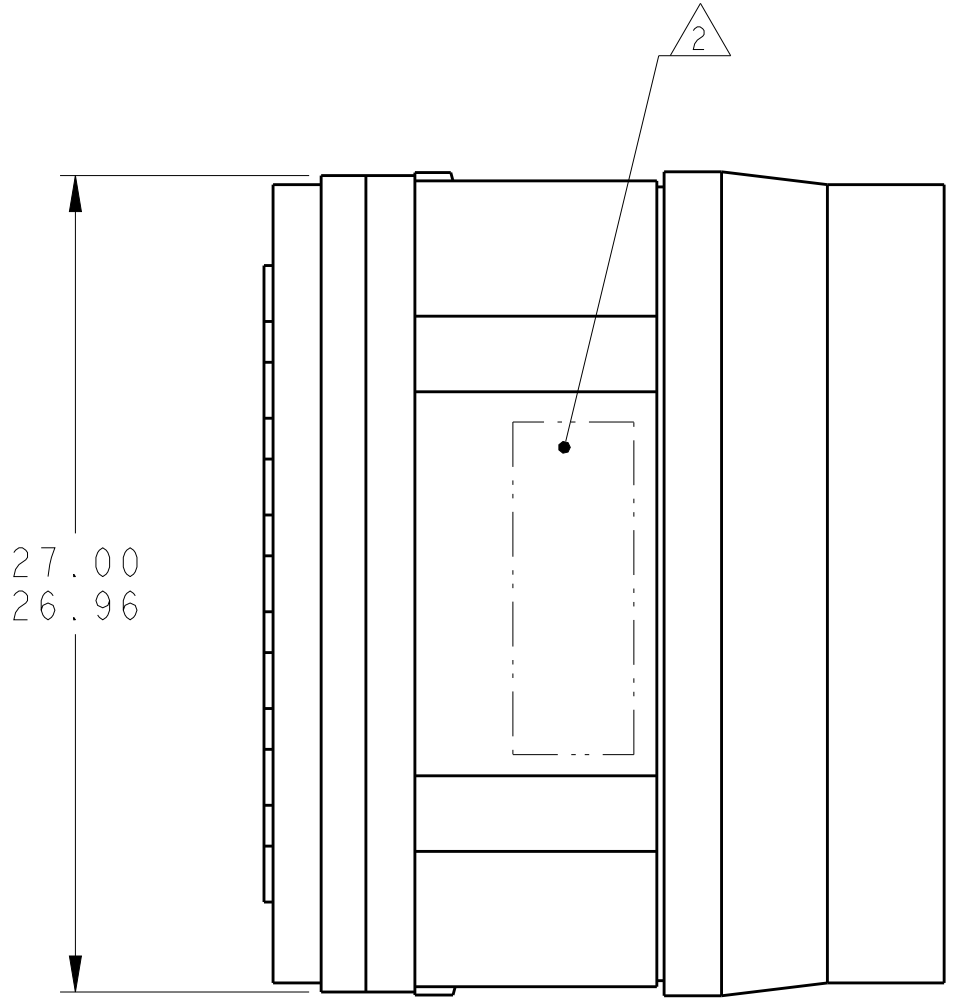


THIS DRAWING IS UNPUBLISHED. RELEASED FOR PUBLICATION 20  
 © COPYRIGHT 20 BY - ALL RIGHTS RESERVED.

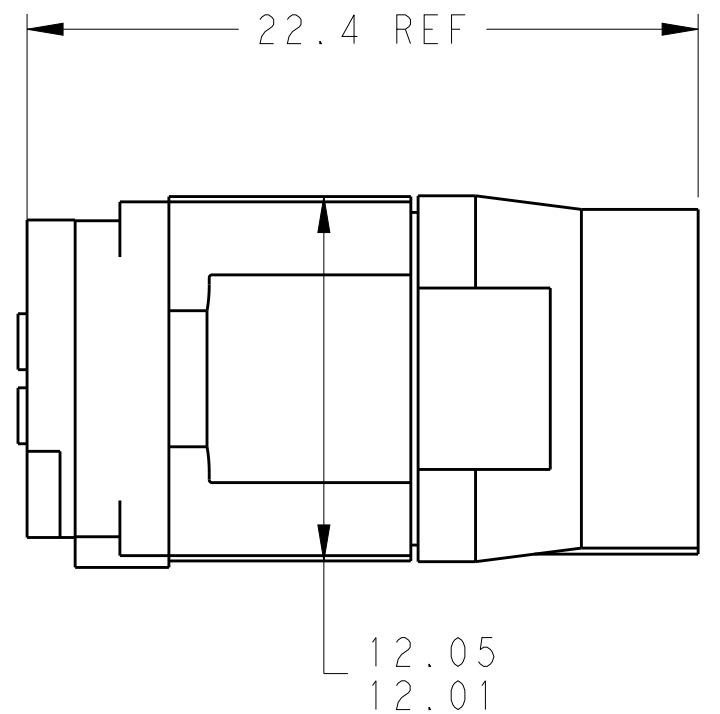
LOC		DIST		REVISIONS			
P	LTR	DESCRIPTION	DATE	DWN	APVD		
B		REVISED PER ECO-12-018187	2NOV2012	CT	KH		



MATING FACE



REAR FGACE



THIS PRODUCT HAS NOT COMPLETED VALIDATION TESTING

NON-ENV	GPRBN30PB	1738171-3
GROMMET ONLY	GPRBH30PB	1738171-2
ENVIRONMENTAL	GPRBE30PB	1738171-1
REMARKS	DESCRIPTIVE PART NO.	PART NUMBER

1 FRONT & REAR INSULATORS: HIGH-TEMP THERMOPLASTIC OR THERMOSET EPOXY PER ASTM D5948. CONTACT RETENTION CLIPS: STAINLESS STEEL PER AISI 302 OR COPPER ALLOY PER ASTM B194, REAR GROMMET & INTERFACIAL SEAL: FLUOROSILICONE ELASTOMER PER MIL-R-25988 B EXCEPT 4.6.6.1.

2 PART TO BE MARKED WITH TE IDENTIFICATION, TE PART NO. AND DATE CODE: YEAR & WEEK (YY WW) IN APPROXIMATE AREA SHOWN.

3. THIS INSERT CONTAINS: 30 CAVITIES FOR SIZE 20 PIN CONTACTS

4. THIS PRODUCT IS SOLD BY TYCO ELECTRONICS UNDER A LICENSE FROM RADIAL SA.

THIS DRAWING IS A CONTROLLED DOCUMENT.		DWN C.C. THOMAS 8-24-10	TE Connectivity	
DIMENSIONS: mm		CHK K. HOGAN 8-24-10		
TOLERANCES UNLESS OTHERWISE SPECIFIED:		APVD K. HOGAN 8-24-10	NAME INSERT ASSEMBLY, PIN, ARR 30, KEY B, GPRB	
0 PLC ±		PRODUCT SPEC	SIZE CAGE CODE DRAWING NO RESTRICTED TO	
1 PLC ±		APPLICATION SPEC	A200779 C-1738171	
2 PLC ±0.05		WEIGHT	SCALE 4:1 SHEET 1 OF 1 REV B	
3 PLC ±		CUSTOMER DRAWING		
4 PLC ±				
ANGLES ±				
FINISH				

# Mouser Electronics

Authorized Distributor

Click to View Pricing, Inventory, Delivery & Lifecycle Information:

[TE Connectivity:](#)

[1738171-1](#)