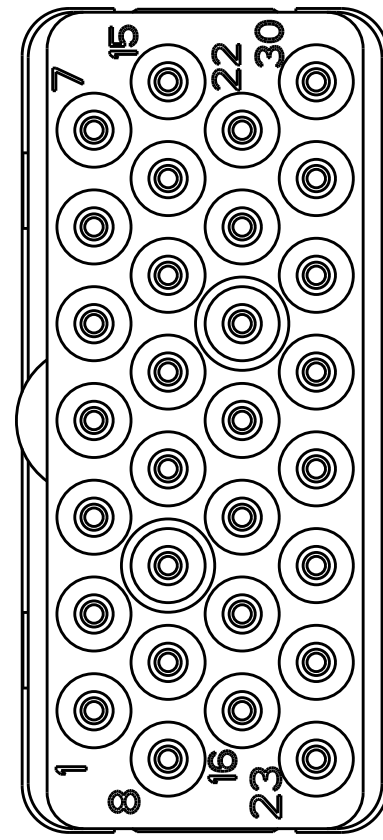
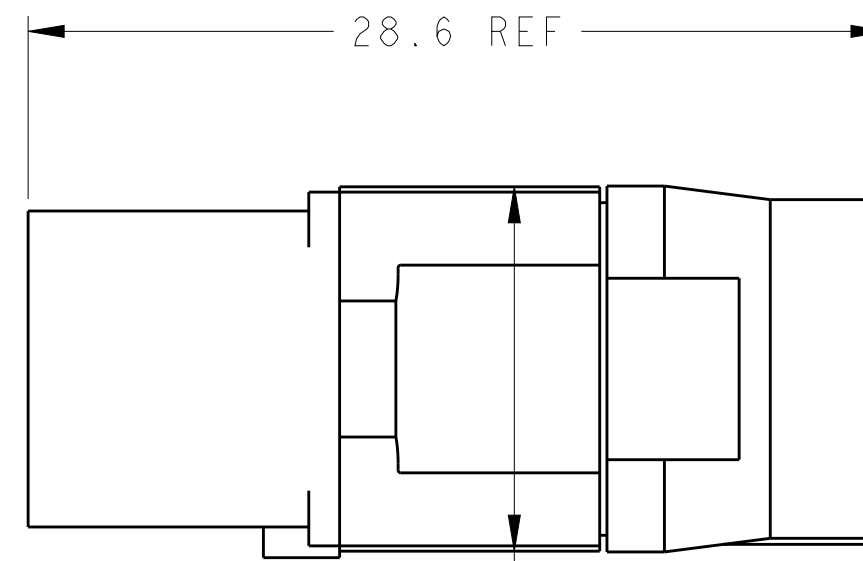
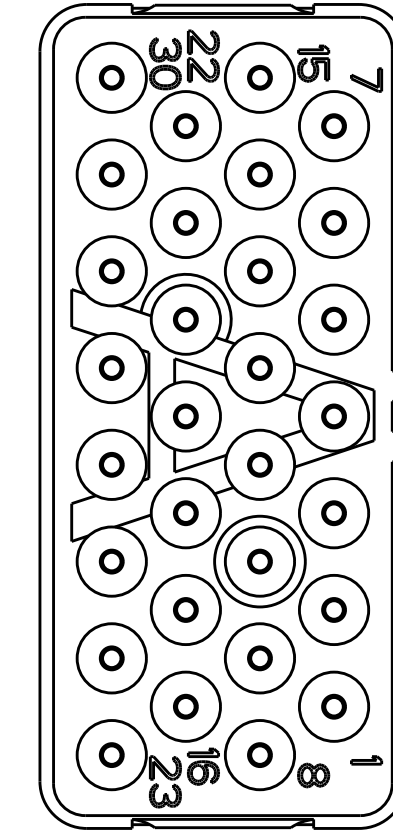
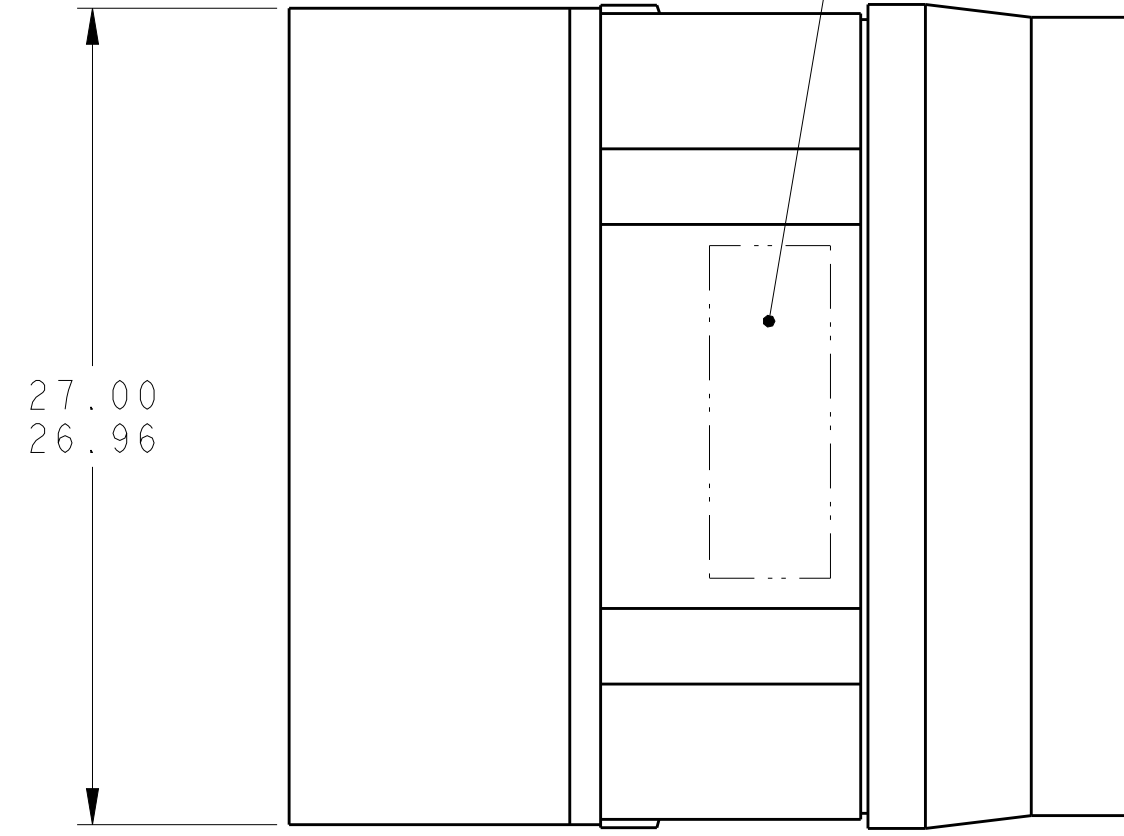


THIS DRAWING IS UNPUBLISHED. RELEASED FOR PUBLICATION
 © COPYRIGHT - BY - ALL RIGHTS RESERVED.

LOC		DIST		REVISIONS			
P	LTR	DESCRIPTION	DATE	DWN	APVD		
	B	REVISED PER ECO-12-018187	2NOV2012	CT	KH		



MATING FACE



THIS PRODUCT HAS NOT COMPLETED VALIDATION TESTING

1 FRONT & REAR INSULATORS: HIGH-TEMP THERMOPLASTIC OR THERMOSET EPOXY PER ASTM D5948. CONTACT RETENTION CLIPS: STAINLESS STEEL PER AISI 302 OR COPPER ALLOY PER ASTM B194, REAR GROMMET: FLUOROSILICONE ELASTOMER PER MIL-R-25988 B EXCEPT 4.6.6.1.

2 PART TO MARKED WITH TE IDENTIFICATION, TE PART NO. AND DATE CODE: YEAR & WEEK (YY WW) IN APPROXIMATE AREA SHOWN.

3. THIS INSERT CONTAINS: 30 CAVITIES FOR SIZE 20 SOCKET CONTACTS

4. THIS PRODUCT IS SOLD BY TYCO ELECTRONICS UNDER A LICENSE FROM RADIALL SA.

NON-ENV	GPRBN30SA	1738169-2
ENVIRONMENTAL	GPRBE30SA	1738169-1
REMARKS	DESCRIPTIVE PART NO.	PART NUMBER

THIS DRAWING IS A CONTROLLED DOCUMENT.		DWN C.C. THOMAS 8-23-10	TE Connectivity	
DIMENSIONS: mm		CHK K. HOGAN 8-23-10		
TOLERANCES UNLESS OTHERWISE SPECIFIED:		APVD K. HOGAN 8-23-10	NAME INSERT ASSEMBLY, SOCKET, ARRANGEMENT 30, KEY A, GPRB	
0 PLC ±		PRODUCT SPEC	SIZE CAGE CODE DRAWING NO RESTRICTED TO	
1 PLC ±		APPLICATION SPEC	A200779 C-1738169	
2 PLC ±		WEIGHT	SCALE 4:1 SHEET 1 OF 1 REV B	
3 PLC ±		CUSTOMER DRAWING		
4 PLC ±				
ANGLES ±				
FINISH				

Mouser Electronics

Authorized Distributor

Click to View Pricing, Inventory, Delivery & Lifecycle Information:

[TE Connectivity:](#)

[1738169-1](#)