

4

3

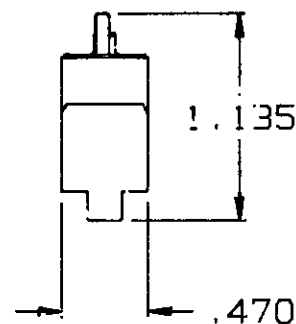
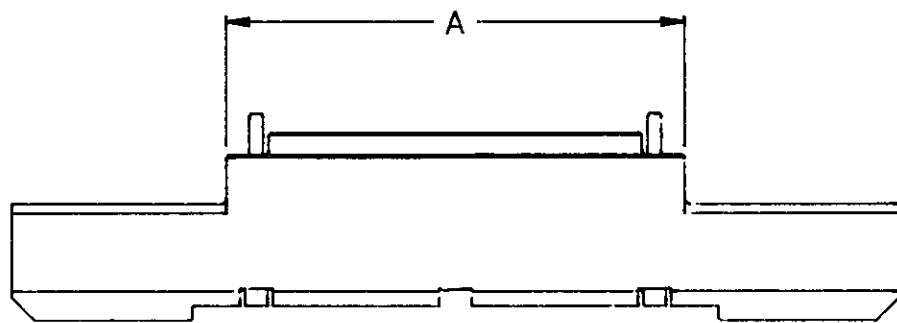

2

1

THIS DRAWING IS UNPUBLISHED. RELEASED FOR PUBLICATION .19 .

© COPYRIGHT 19 BY AMP INCORPORATED. ALL RIGHTS RESERVED.

LOC	DIST	REVISIONS					
		REV	LTR	DESCRIPTION	DATE	OWN	APVD
AD	47	A		REDRAWN PER EC 0430-0037-97	6-13-97	JG	DM



4.000	266	767514-7
3.500	228	767514-6
3.000	190	767514-5
2.500	152	767514-4
2.000	114	767514-3
1.500	76	767514-2
1.000	38	767514-1
A	FOR NO OF POSITIONS	PART NUMBER

THIS DRAWING IS A CONTROLLED DOCUMENT.		OWN J. GERACE 6-13-97	<b>AMP</b> AMP Incorporated Harrisburg, PA 17105-3608											
DIMENSIONS: INCHES		DES. D. MCKNIGHT 6-13-97												
TOLERANCES UNLESS OTHERWISE SPECIFIED:		APVD A. MONK 6-13-97	NAME SINGLE INSERTER, PLUG, MICTOR											
<table border="0"> <tr><td>0 P/LC</td><td>±</td></tr> <tr><td>1 P/LC</td><td>±</td></tr> <tr><td>2 P/LC</td><td>±</td></tr> <tr><td>3 P/LC</td><td>±.010</td></tr> <tr><td>4 P/LC</td><td>±</td></tr> <tr><td>ANGLES</td><td>±</td></tr> </table>		0 P/LC		±	1 P/LC	±	2 P/LC	±	3 P/LC	±.010	4 P/LC	±	ANGLES	±
0 P/LC	±													
1 P/LC	±													
2 P/LC	±													
3 P/LC	±.010													
4 P/LC	±													
ANGLES	±													
MATERIAL ALUMINUM	FINISH NICKEL	APPLICATION SPEC -	SIZE A3											
		WEIGHT ..	CAGE CODE 00779											
		CUSTOMER DRAWING	DRAWING NO ©-767514											
			SCALE 1:1 SHEET 1 OF 1 REV A											

# Mouser Electronics

Authorized Distributor

Click to View Pricing, Inventory, Delivery & Lifecycle Information:

[TE Connectivity:](#)

[767514-2](#)