

Wi-Fi 6/ 6E TRIPLE BAND EMBEDDED ANTENNA

Part Numbers: 2118909-1, 2118909-2
 2118909-4, 2118909-5
 2118909-6, 2118909-8
 1-2118909-1/-2/-3/-4/-5/-6/-7/-8

FEATURES & BENEFITS

- WiFi 6, also including WiFi 6E new 6GHz band, Bluetooth, ZigBee
- Adhesive backing on the PCB simplifies mounting within the device
- Global Frequency coverage
- PCB antenna assembly
- Different cable length and connector options available

SPECIFICATIONS (Shown as 2118909-1 : Others can vary with different cable lengths.)

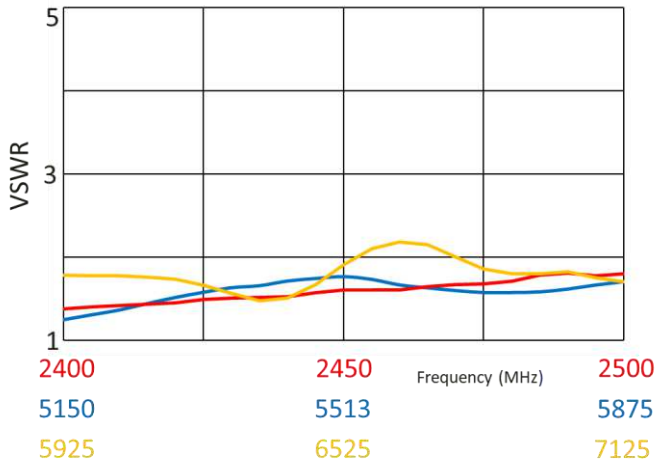
Frequency Range (MHz)	2400-2500	5150-5875	5925-7125
VSWR	< 1.9:1	< 1.8:1	< 2.2:1
Average Efficiency	80%	69%	66%
Peak Gain	4.3dBi	4.3dBi	5.0dBi
Average Gain	-1.0dBi	-1.6dBi	-1.9dBi
Power Handling	10 Watt cw		
Feed Point Impedance	50 ohms unbalanced		
Polarization	Linear		
Size	40.0 mm x 8.0 mm x 1.0 mm		
Weight	< 2.3 g		
Mounting	Adhesive Tape		
Mating Connectors	MHF-type receptacle (TE PN 2337019-1), MHF4L-type receptacle (TE PN: 2334884-1)		
Cable	Coaxial Cable : 1.13mm Dia.		
Operating Temperature	-40 to +85°C		
Storage Temperature	-40 to +85°C		
Hazardous Materials	A certificate of conformance is available from the product page on TE website.		

Wi-Fi 6/ 6E TRIPLE BAND EMBEDDED ANTENNA

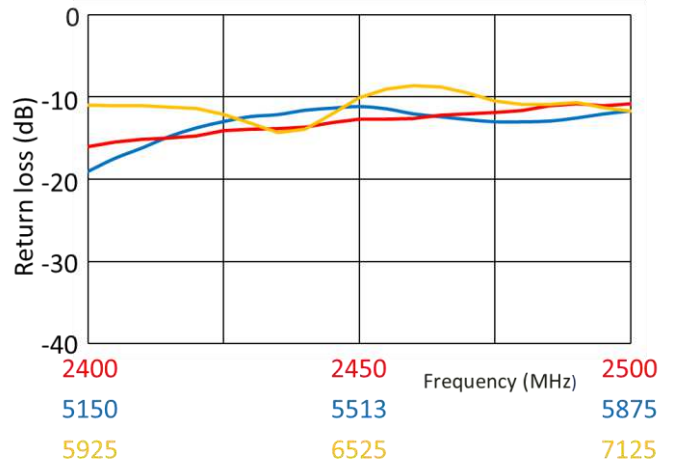
Standard Antenna Solutions

RF DATA (Shown as 2118909-1 : Others can vary with different cable lengths.)

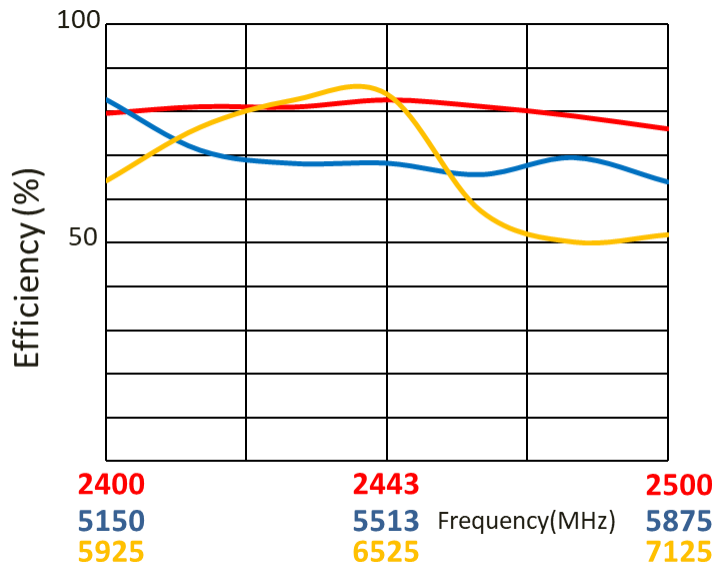
VSWR



Return Loss



Efficiency

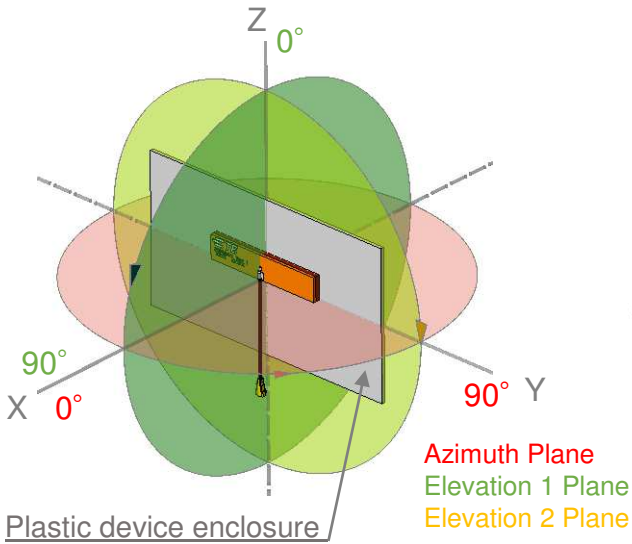


Data measured in free space and on plastic device enclosure

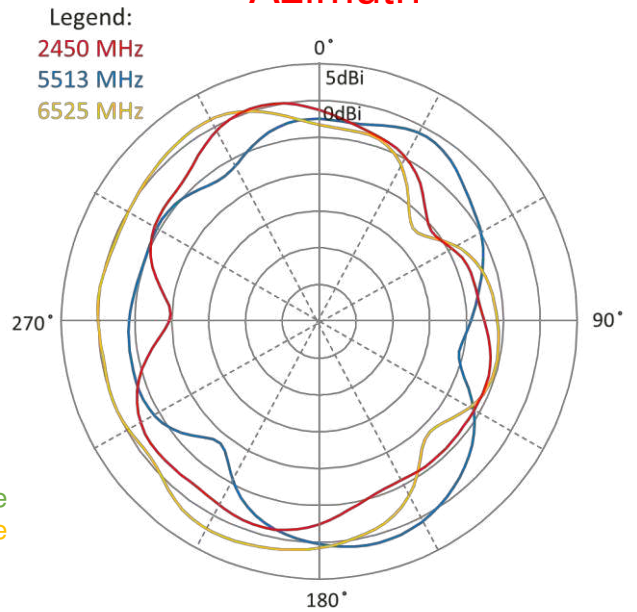
RADIATION PATTERN

(Shown as 2118909-1 : Others can vary with different cable lengths.)

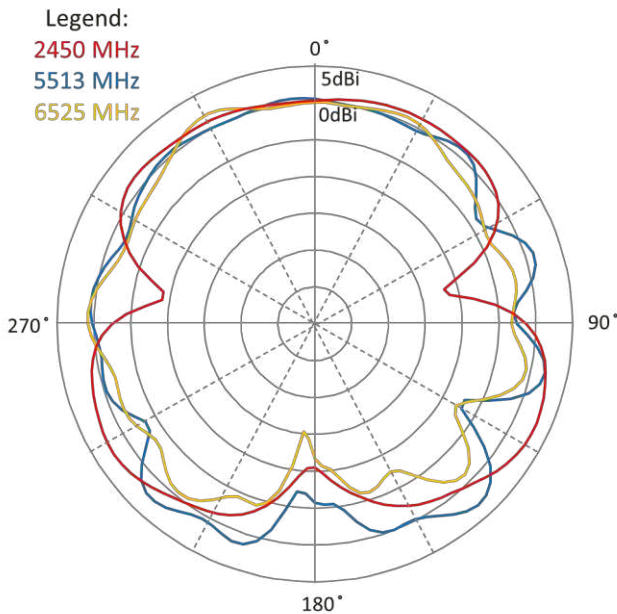
Test setup



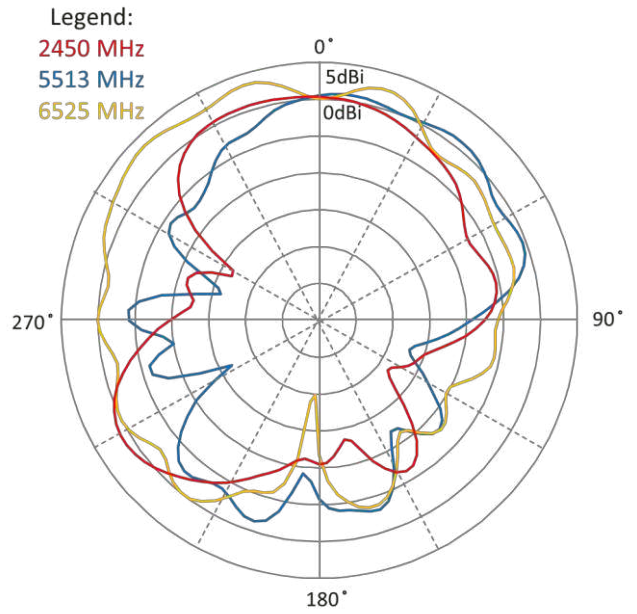
Azimuth



Elevation 1



Elevation 2

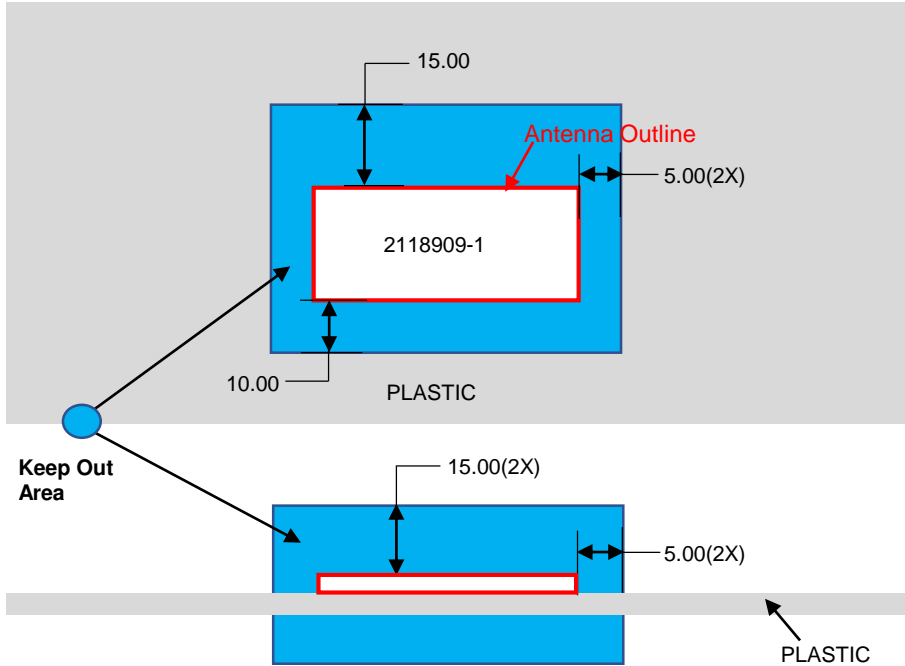


Data measured in free space and on plastic device enclosure

Wi-Fi 6/ 6E TRIPLE BAND EMBEDDED ANTENNA

Standard Antenna Solutions

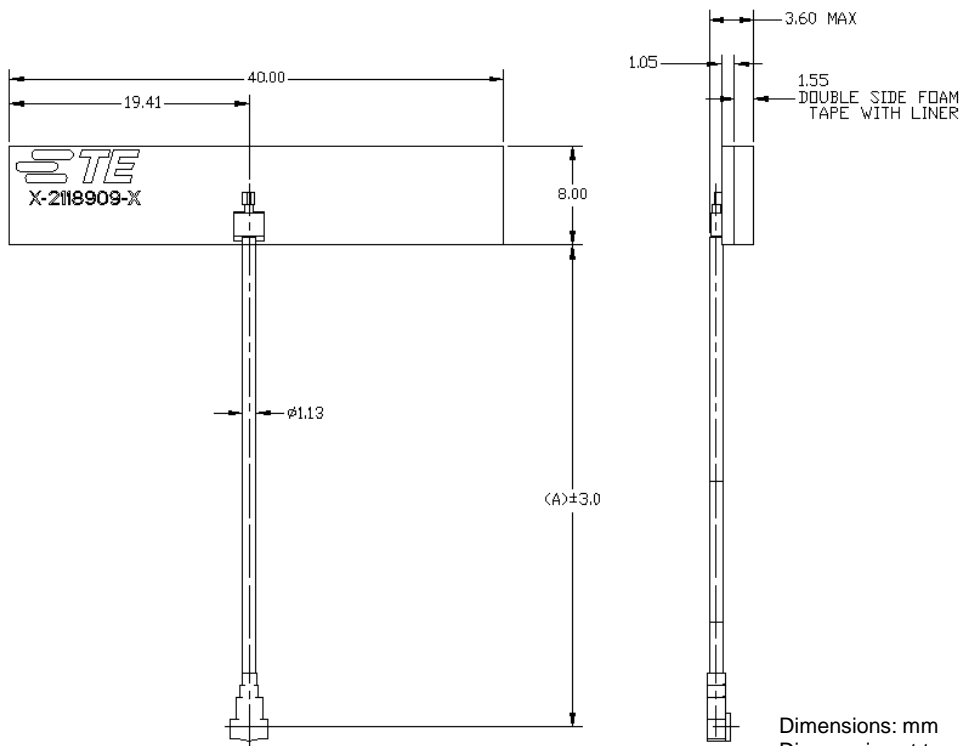
KEEP OUT AREA



- NOTES: 1. Antenna designed to be mounted on plastic cover.
2. Area in blue above indicates Keep Out Area.
3. For more information please call TE.

Dimensions: mm
Diagram is not to scale

DIMENSIONS







Dimensions: mm
Diagram is not to scale

Wi-Fi 6/ 6E TRIPLE BAND EMBEDDED ANTENNA

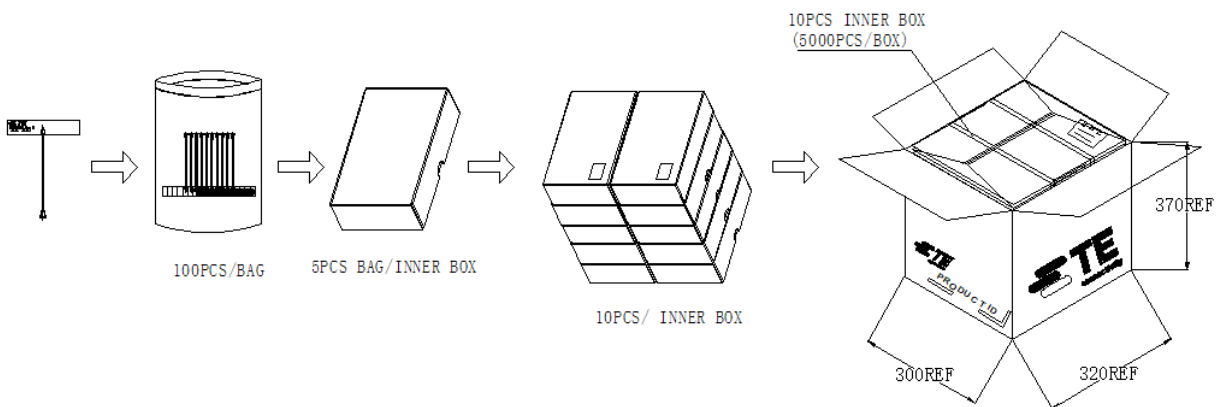
Standard Antenna Solutions

MATING COMPONENTS

2118909-1	120.0	3.048	MHF-TYPE PLUG	RECEPTACLE (TE PN: 2337019-1)	
2118909-2	273.0	6.934	MHF-TYPE PLUG	RECEPTACLE (TE PN: 2337019-1)	
2118909-8	64.15	1.629	MHF-TYPE PLUG	RECEPTACLE (TE PN: 2337019-1)	
2118909-4	120.0	3.048	MHF4L-TYPE PLUG	RECEPTACLE (TE PN: 2334884-1)	
2118909-5	225.0	5.715	MHF4L-TYPE PLUG	RECEPTACLE (TE PN: 2334884-1)	
2118909-6	375.0	9.525	MHF4L-TYPE PLUG	RECEPTACLE (TE PN: 2334884-1)	
PART NUMBER	MM	INCH	CONNECTOR TYPE (ON CABLE)	PART NUMBER	IMAGE
	CABLE LENGTH(A)			MATING COMPONENTS	

1-2118909-1	50.0	1.968	MHF-TYPE PLUG	RECEPTACLE (TE PN: 2337019-1)	
1-2118909-2	100.0	3.937	MHF-TYPE PLUG	RECEPTACLE (TE PN: 2337019-1)	
1-2118909-3	150.0	5.905	MHF-TYPE PLUG	RECEPTACLE (TE PN: 2337019-1)	
1-2118909-4	200.0	7.784	MHF-TYPE PLUG	RECEPTACLE (TE PN: 2337019-1)	
1-2118909-5	50.0	1.968	MHF4L-TYPE PLUG	RECEPTACLE (TE PN: 2334884-1)	
1-2118909-6	100.0	3.937	MHF4L-TYPE PLUG	RECEPTACLE (TE PN: 2334884-1)	
1-2118909-7	150.0	5.905	MHF4L-TYPE PLUG	RECEPTACLE (TE PN: 2334884-1)	
1-2118909-8	200.0	7.784	MHF4L-TYPE PLUG	RECEPTACLE (TE PN: 2334884-1)	
PART NUMBER	MM	INCH	CONNECTOR TYPE (ON CABLE)	PART NUMBER	IMAGE
	CABLE LENGTH(A)			MATING COMPONENTS	

PACKAGING



Wi-Fi 6/ 6E TRIPLE BAND EMBEDDED ANTENNA

Standard Antenna Solutions

TE TECHNICAL SUPPORT CENTER

USA:	+1 (800) 522-6752
Canada:	+1 (905) 475-6222
Mexico:	+52 (0) 55-1106-0800
Latin/S. America:	+54 (0) 11-4733-2200
Germany:	+49 (0) 6251-133-1999
UK:	+44 (0) 800-267666
France:	+33 (0) 1-3420-8686
Netherlands:	+31 (0) 73-6246-999
China:	+86 (0) 400-820-6015

For phone numbers in other countries, go to te.com/support-center

te.com

TE Connectivity, TE Connectivity (logo) are trademarks. All other logos, products and/or company names referred to herein might be trademarks of their respective owners.

The information given herein, including drawings, illustrations and schematics which are intended for illustration purposes only, is believed to be reliable. However, TE Connectivity makes no warranties as to its accuracy or completeness and disclaims any liability in connection with its use. TE Connectivity's obligations shall only be as set forth in TE Connectivity's Standard Terms and Conditions of Sale for this product and in no case will TE Connectivity be liable for any incidental, indirect or consequential damages arising out of the sale, resale, use or misuse of the product. Users of TE Connectivity products should make their own evaluation to determine the suitability of each such product for the specific application.

© 2020 TE Connectivity Ltd. family of companies All Rights Reserved.

12/2020

Mouser Electronics

Authorized Distributor

Click to View Pricing, Inventory, Delivery & Lifecycle Information:

[TE Connectivity:](#)

[1-2118909-3](#)