



## Wi-Fi 6/ 6E TRIPLE BAND EMBEDDED ANTENNA

Part Numbers: 2118907-1, 2118907-2  
 2118907-3, 2118907-4, 2118907-5  
 2118907-6, 2118907-7, 2118907-8  
 2118907-9

### FEATURES & BENEFITS

- Wi-Fi 6, also including WiFi 6E new 6GHz band, Bluetooth, ZigBee
- Flexible PCB antenna assembly
- Adhesive backing on the flexible PCB simplifies mounting within the device
- Global Frequency coverage
- Different cable length and connector options available

### SPECIFICATIONS (Shown as 2118907-1 : Others can vary with different cable lengths.)

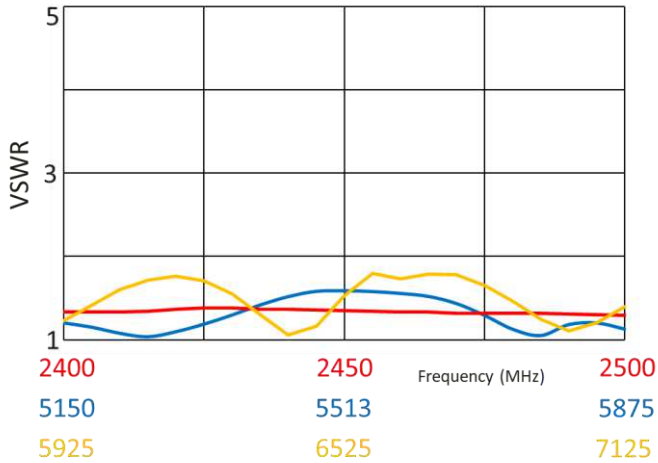
Frequency Range (MHz)	2400-2500	5150-5875	5925-7125
VSWR	< 1.4:1	< 1.6:1	< 1.9:1
Average Efficiency	82%	73%	66%
Peak Gain	3.3 dBi	3.2 dBi	4.4 dBi
Average Gain	-0.9dBi	-1.4dBi	-1.8dBi
Power Handling	10 Watt cw		
Feed Point Impedance	50 ohms unbalanced		
Polarization	Linear		
Size	29.60 mm x 41.24 mm x 0.34 mm		
Weight	< 3.3 g		
Mounting	Adhesive Tape		
Mating Connector	MHF-type receptacle (TE PN 2337019-1), MHF4L-type receptacle (TE PN: 2334884-1)		
Cable	Coaxial Cable : 1.13mm Dia.		
Operating Temperature	-40 to +85°C		
Storage Temperature	-40 to +85°C		
Hazardous Materials	A certificate of conformance is available from the product page on TE website.		

# Wi-Fi 6/ 6E TRIPLE BAND EMBEDDED ANTENNA

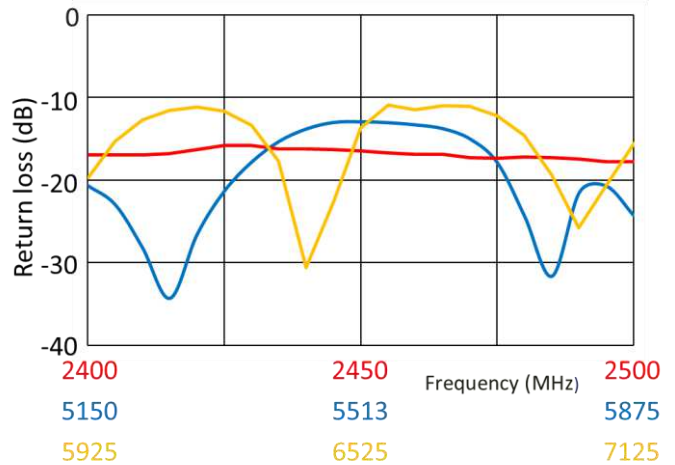
Standard Antenna Solutions

## RF DATA (Shown as 2118907-1 : Others can vary with different cable lengths.)

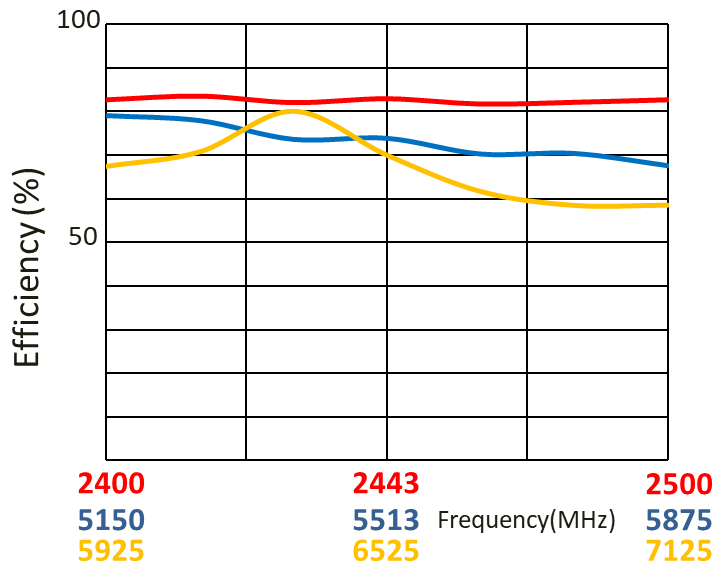
### VSWR



### Return Loss



### Efficiency

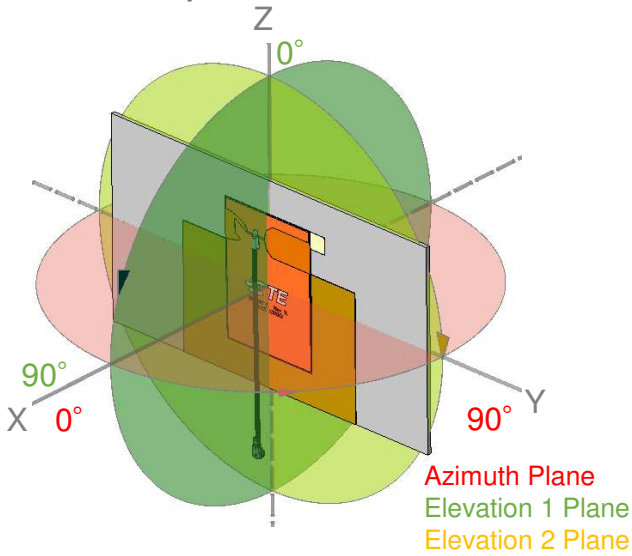


Data measured in free space and on plastic device enclosure

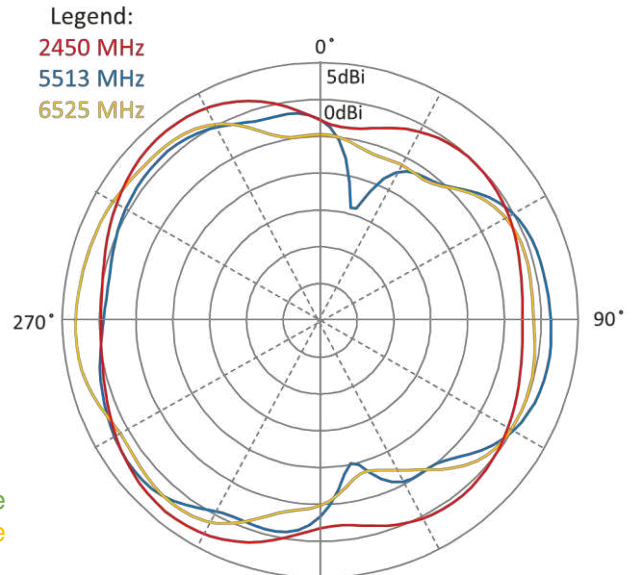
# RADIATION PATTERN

(Shown as 2118907-1 : Others can vary with different cable lengths.)

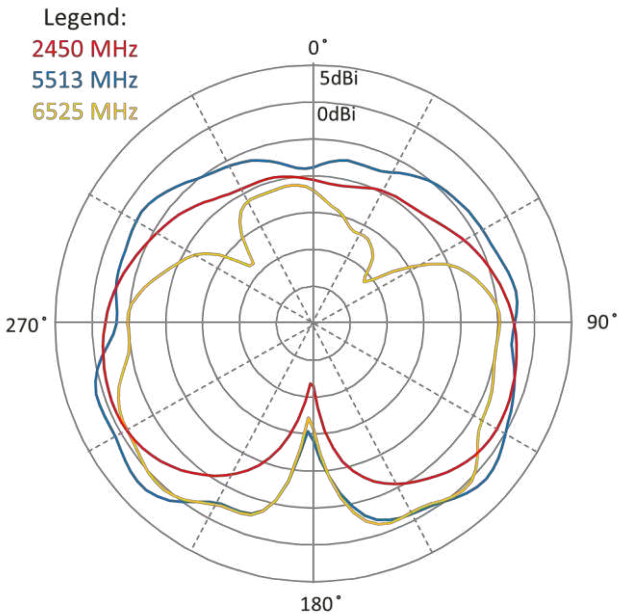
Test setup



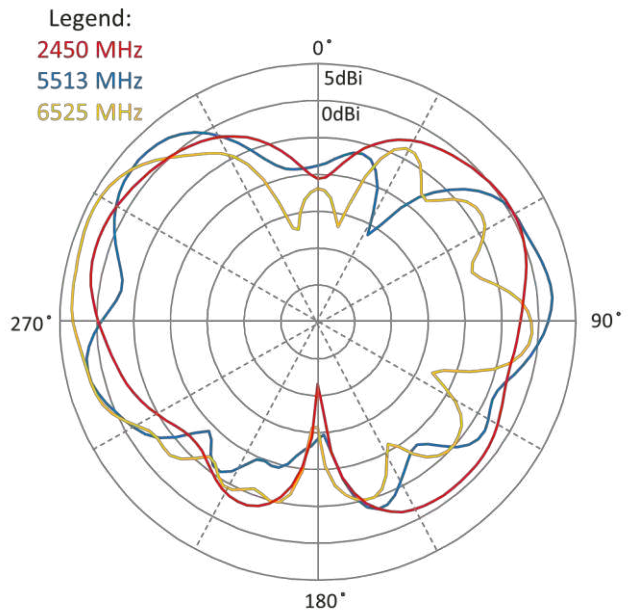
Azimuth



Elevation 1



Elevation 2

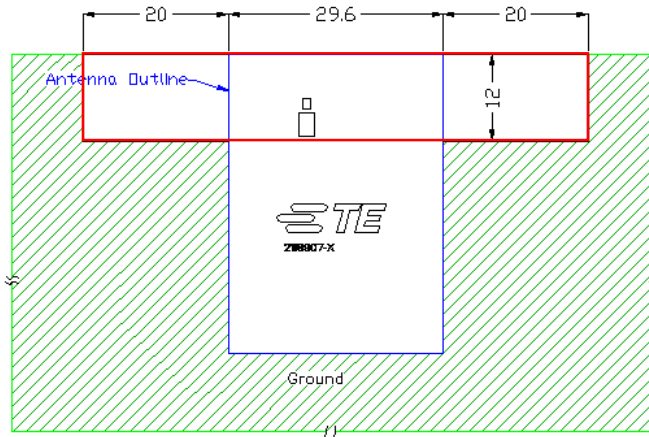



Data measured in free space and on plastic device enclosure

# Wi-Fi 6/ 6E TRIPLE BAND EMBEDDED ANTENNA

Standard Antenna Solutions

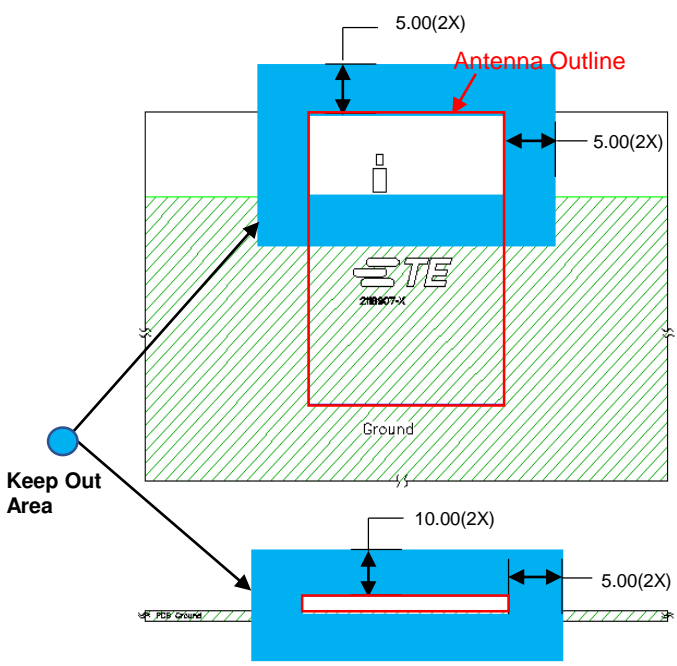
## MOUNTING GUIDE



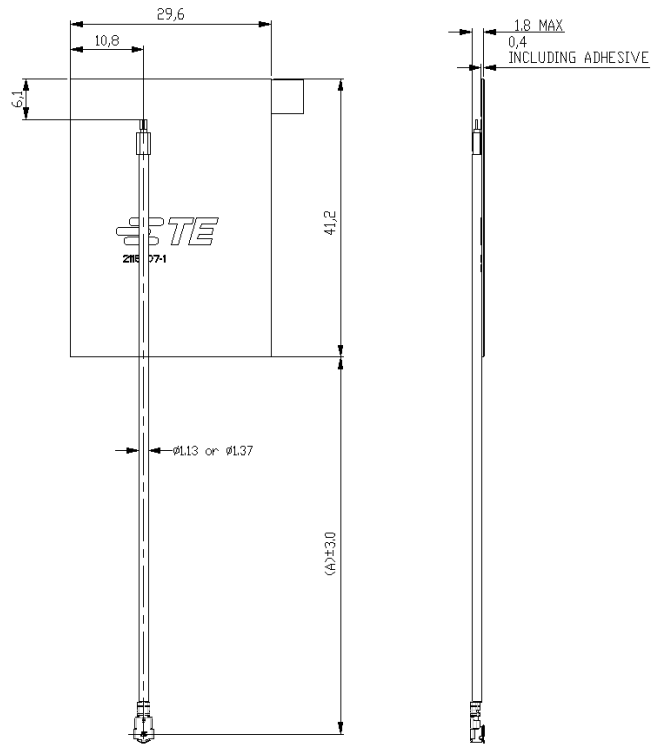
- NOTES: 1. No copper allowed in designated area on all PCB layers –   
2. For more information please call TE.

Dimensions: mm  
Diagram is not to scale

## KEEP OUT AREA



## DIMENSIONS





Dimensions: mm  
Diagram is not to scale

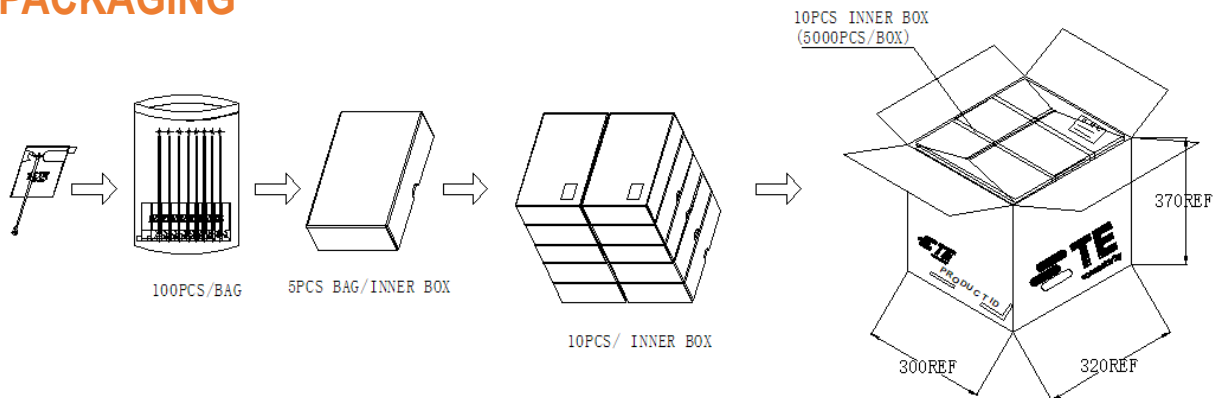
# Wi-Fi 6/ 6E TRIPLE BAND EMBEDDED ANTENNA

Standard Antenna Solutions

## MATING COMPONENTS

2118907-1	115.0	4.527	MHF-TYPE PLUG	RECEPTACLE (TE PN: 2337019-1)	
2118907-2	50.0	1.968	MHF-TYPE PLUG	RECEPTACLE (TE PN: 2337019-1)	
2118907-3	100.0	3.937	MHF-TYPE PLUG	RECEPTACLE (TE PN: 2337019-1)	
2118907-4	150.0	5.905	MHF-TYPE PLUG	RECEPTACLE (TE PN: 2337019-1)	
2118907-5	200.0	7.784	MHF-TYPE PLUG	RECEPTACLE (TE PN: 2337019-1)	
2118907-6	50.0	1.968	MHF4L-TYPE PLUG	RECEPTACLE (TE PN: 2334884-1)	
2118907-7	100.0	3.937	MHF4L-TYPE PLUG	RECEPTACLE (TE PN: 2334884-1)	
2118907-8	150.0	5.905	MHF4L-TYPE PLUG	RECEPTACLE (TE PN: 2334884-1)	
2118907-9	200.0	7.784	MHF4L-TYPE PLUG	RECEPTACLE (TE PN: 2334884-1)	
PART NUMBER	MM	INCH	CONNECTOR TYPE (ON CABLE)	PART NUMBER	IMAGE
	CABLE LENGTH(A)			MATING COMPONENTS	

## PACKAGING



### TE TECHNICAL SUPPORT CENTER

USA: +1 (800) 522-6752  
 Canada: +1 (905) 475-6222  
 Mexico: +52 (0) 55-1106-0800  
 Latin/S. America: +54 (0) 11-4733-2200  
 Germany: +49 (0) 6251-133-1999  
 UK: +44 (0) 800-267666  
 France: +33 (0) 1-3420-8686  
 Netherlands: +31 (0) 73-6246-999  
 China: +86 (0) 400-820-6015

For phone numbers in other countries, go to [te.com/support-center](http://te.com/support-center)

### te.com

TE Connectivity, TE Connectivity (logo) are trademarks. All other logos, products and/or company names referred to herein might be trademarks of their respective owners.

The information given herein, including drawings, illustrations and schematics which are intended for illustration purposes only, is believed to be reliable. However, TE Connectivity makes no warranties as to its accuracy or completeness and disclaims any liability in connection with its use. TE Connectivity's obligations shall only be as set forth in TE Connectivity's Standard Terms and Conditions of Sale for this product and in no case will TE Connectivity be liable for any incidental, indirect or consequential damages arising out of the sale, resale, use or misuse of the product. Users of TE Connectivity products should make their own evaluation to determine the suitability of each such product for the specific application.

© 2020 TE Connectivity Ltd. family of companies All Rights Reserved.

12/2020

# Mouser Electronics

Authorized Distributor

Click to View Pricing, Inventory, Delivery & Lifecycle Information:

[TE Connectivity:](#)

[2118907-3](#)