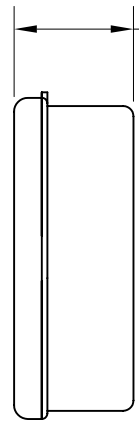




REVISIONS		
LTR	DESCRIPTION	DATE
B	ECD-07-008966	04/17/2007




NOTES:

1. EACH LINE ITEM SHALL BE PACKAGED AND LABELED IN INDIVIDUAL VIAL KIT.
2. ALL DIMENSIONS SHOWN ARE FOR REFERENCE ONLY.



OUTER LABEL SET (2 PCS)



VARIETY OF SQUARE VIALS AND CAPS (VIAL KITS)

ITEM	PART NUMBER	NSN	DESCRIPTION	QTY
1	B-202-81	6145-01-272-1899	COAXIAL CABLE SPLICES	5
2	B-202-82	5940-01-265-0140	COAXIAL CABLE SPLICES	4
3	D-150-0094	5940-01-265-0137	COAXIAL CABLE SPLICES	8
4	D-150-0095	5940-01-265-0138	COAXIAL CABLE SPLICES	6
5	D-150-0096	5940-01-265-0139	COAXIAL CABLE SPLICES	4
6	D-150-0168	5940-01-265-0135	SHIELDED WIRE SPLICES	8
7	D-150-0169	5940-01-265-0136	SHIELDED WIRE SPLICES	8
8	D-150-0170	5940-01-265-0144	SHIELDED WIRE SPLICES	6
9	D-150-0214	5940-01-265-0145	COAXIAL CABLE SPLICES	2

If this document is printed it becomes uncontrolled. Check for the latest revision.

CUSTOMER DRAWING

UNLESS OTHERWISE SPECIFIED DIMENSIONS ARE INCHES. METRIC DIMENSIONS ARE IN BRACKETS. DECIMAL TOLERANCES .XXX ± 0.005 [0.13 mm] .XX ± 0.01 [0.25 mm] .X ± 0.1 [0.50 mm] ANGLE TOLERANCE .X ± 1 DEG.	DRAWN UNGUYEN	DATE 04/17/2007	 Tyco Electronics <small>305 Constitution Dr Menlo Park, CA 94025</small>
	RPN C54421-000	TITLE BDAR-BOX-D150	
THIRD ANGLE PROJECTION	SIZE B	CODE IDENT. NO. 06090	DWG. NO. MK-0020-103-D150
DO NOT SCALE THIS DRAWING		SHEET 1 OF 1	

Mouser Electronics

Authorized Distributor

Click to View Pricing, Inventory, Delivery & Lifecycle Information:

[TE Connectivity:](#)

[C54421-000](#)