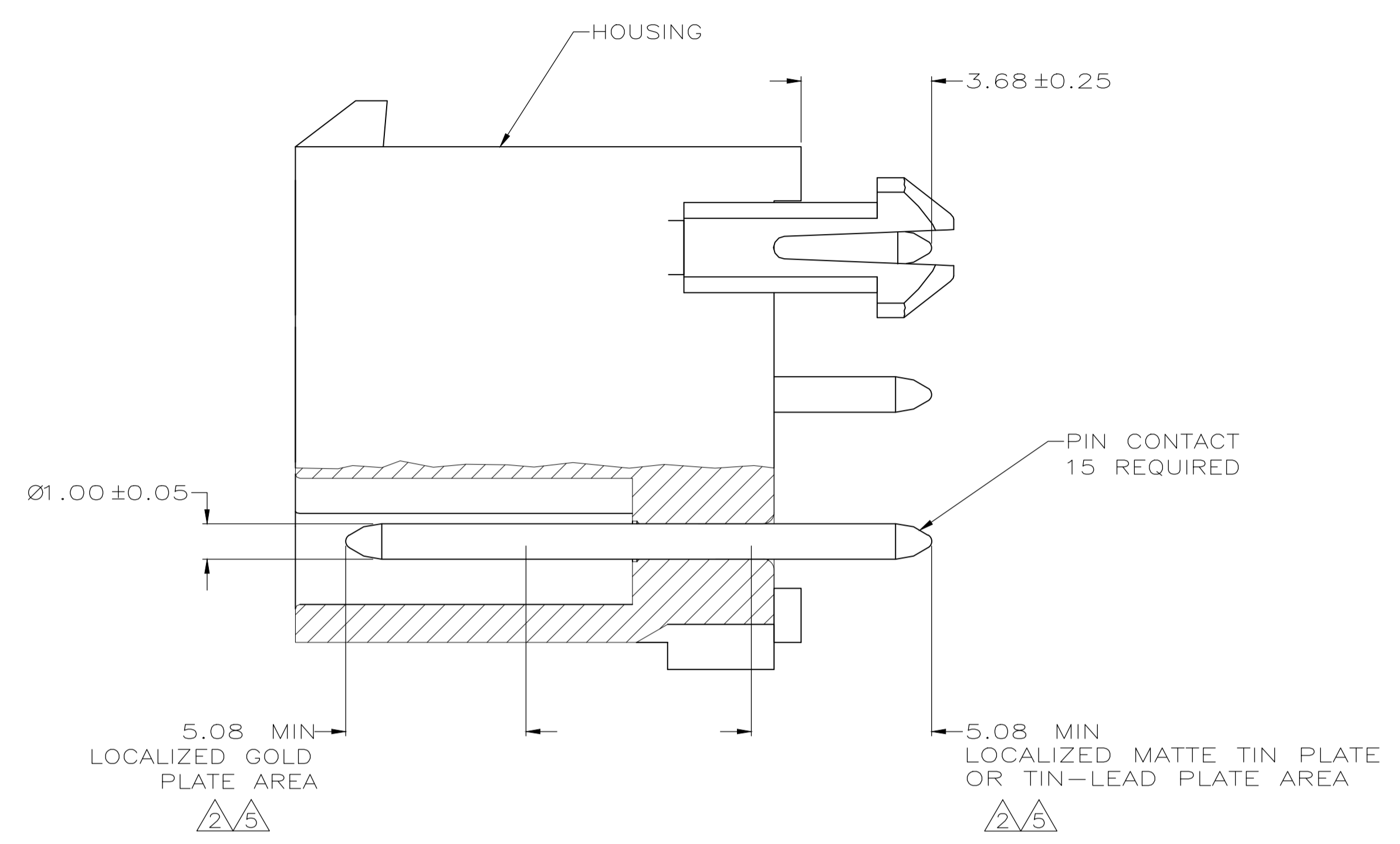
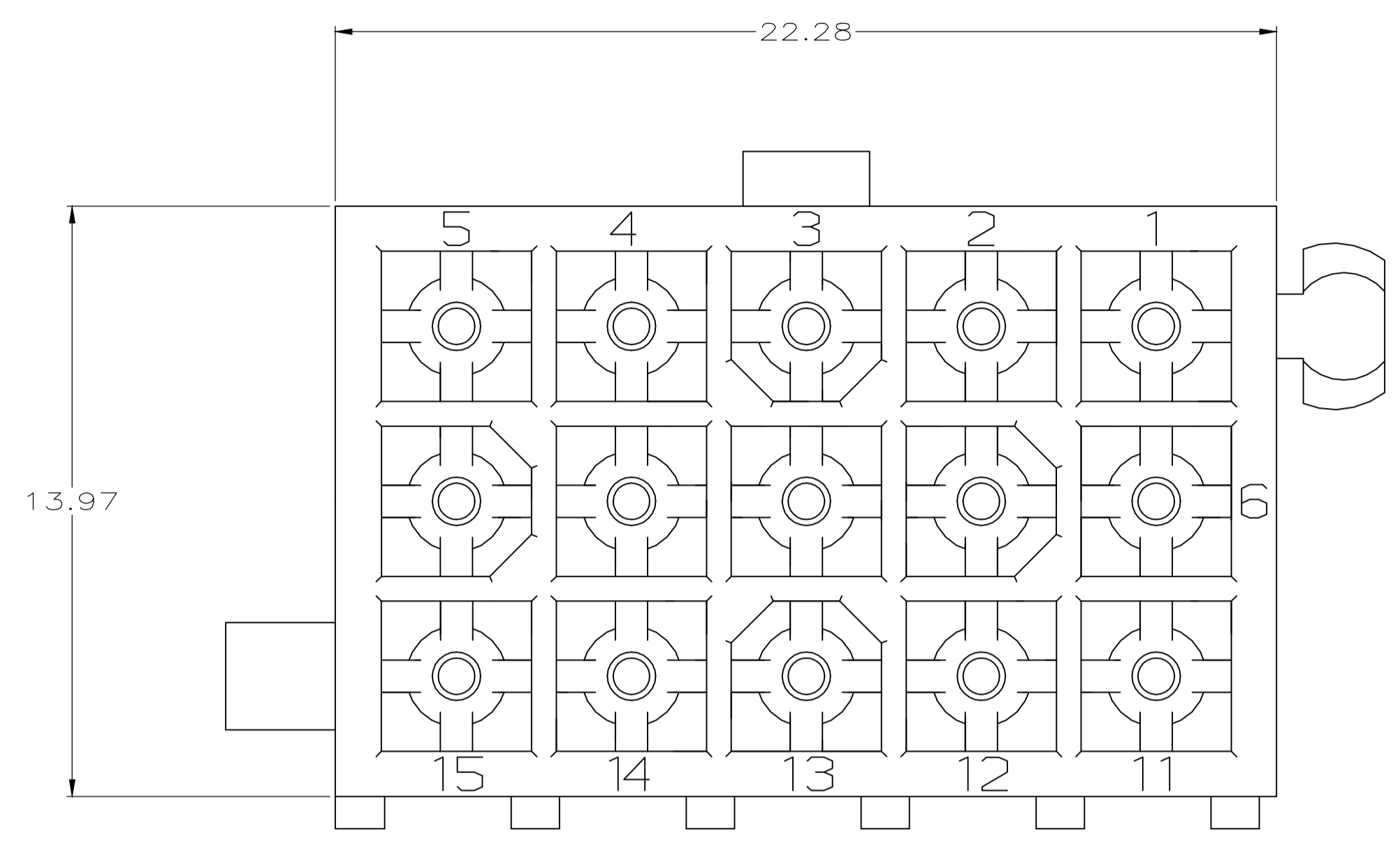
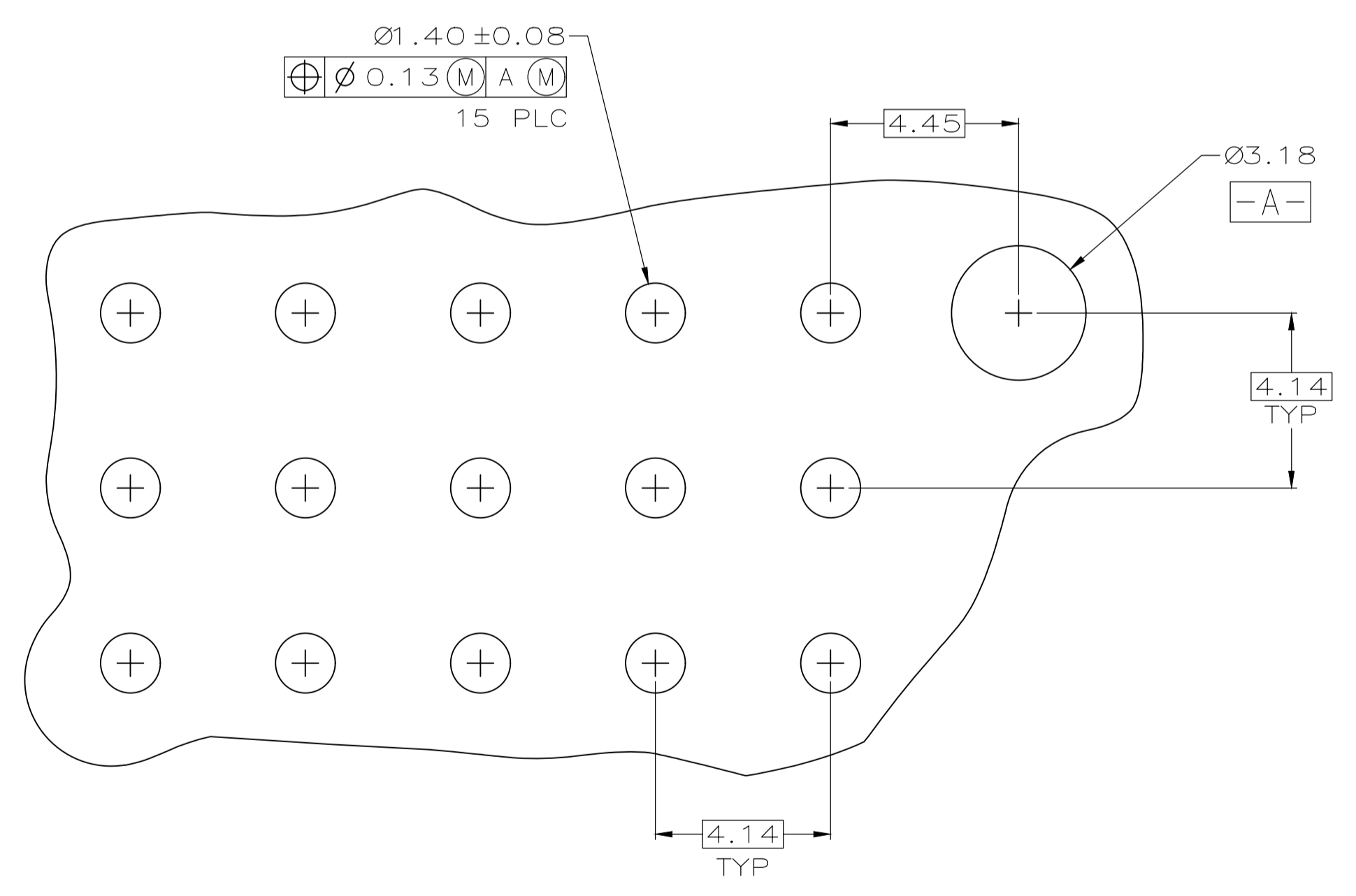
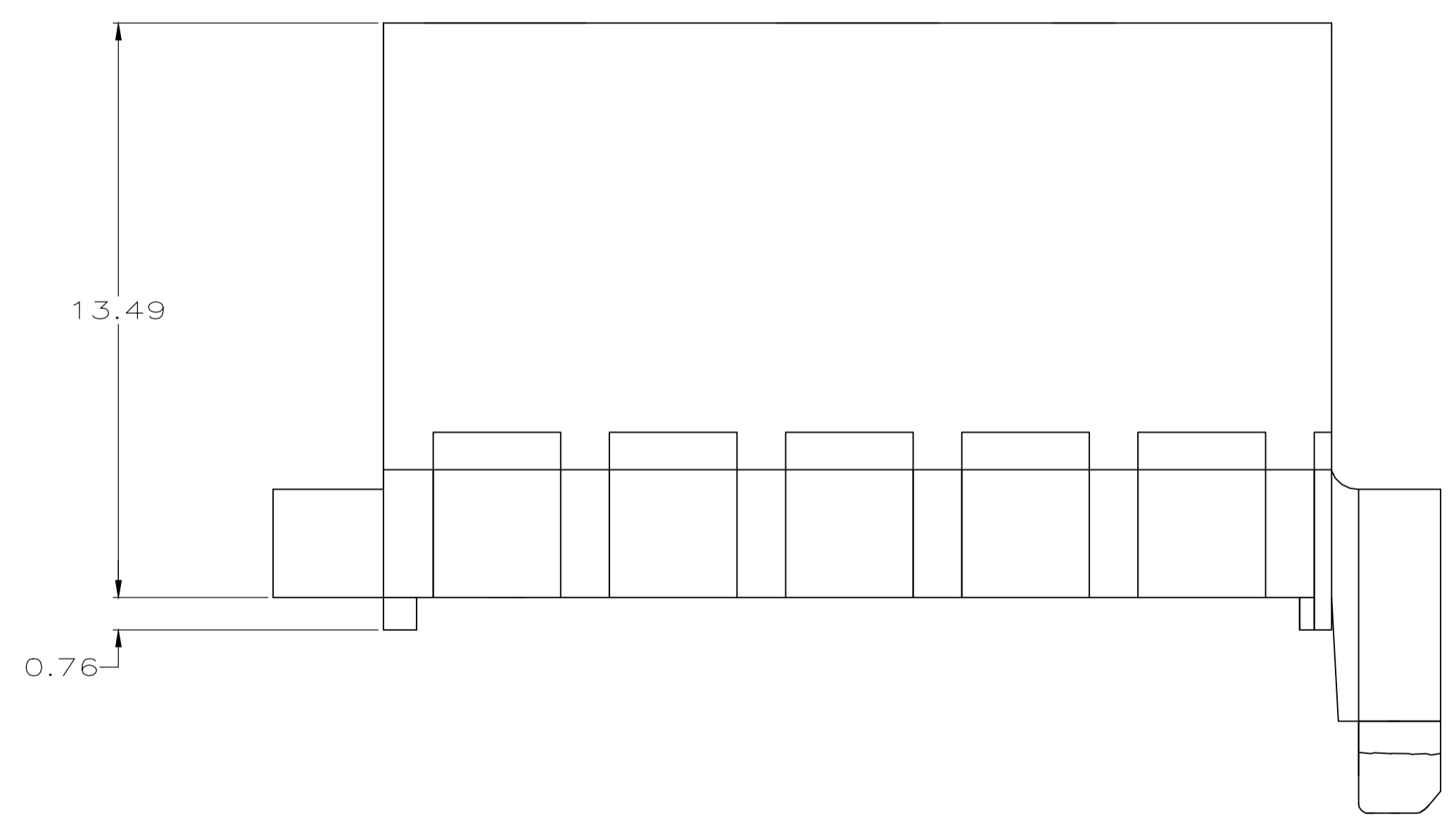


REVISIONS					
P	LTR	DESCRIPTION	DATE	DMN	APVD
J2		REVISED PER ECR-18-005392	27NOV2018	BDA	SG



- PINS TO COMPLY WITH AMP SOLDERABILITY SPEC 109-11-3.
- 0.00076 MIN GOLD PLATE IN THE LOCALIZED PLATE AREA, 0.00381 MATTE TIN LEAD IN THE LOCALIZED PLATE AREA, BOTH OVER 0.00127 MIN NICKEL.
- 0.00381 MIN MATTE TIN LEAD OVER 0.00127 MIN NICKEL.
- 0.00381 MIN MATTE TIN OVER 0.00127 MIN NICKEL.
- 0.00076 MIN GOLD PLATE IN THE LOCALIZED PLATE AREA, 0.00381 MATTE TIN IN THE LOCALIZED PLATE AREA, BOTH OVER 0.00127 MIN NICKEL.



RECOMMENDED MOUNTING HOLE PATTERN FOR 1.57 THICK P.C. BOARD

MATERIAL	PIN FINISH	HOUSING MATERIAL	COLOR	PART NO.
BRASS, GOLD	5	NYLON, UL94V-0	WHITE	1-770859-1
BRASS, TIN	4	NYLON, UL94V-0	WHITE	1-770859-0
BRASS, GOLD	2	NYLON, UL94V-0	WHITE	-770859-2
BRASS, TIN-LEAD	3	NYLON, UL94V-0	WHITE	-770859-4

THIS DRAWING IS A CONTROLLED DOCUMENT.

DIMENSIONS: mm 	TOLERANCES UNLESS OTHERWISE SPECIFIED: 0 PLC ± - 1 PLC ± - 2 PLC ± 0.13 3 PLC ± - 4 PLC ± - ANGLES ± -	DBJUN05 S CARPENTER 29JUL2003 R JONES 29JUL2003 R JONES PRODUCT SPEC APPLICATION SPEC WEIGHT CUSTOMER DRAWING	NAME R JONES PRODUCT SPEC APPLICATION SPEC WEIGHT CUSTOMER DRAWING	NAME R JONES PRODUCT SPEC APPLICATION SPEC WEIGHT CUSTOMER DRAWING	SIZE A1 00779C=770859	DRAWING NO 770859	RESTRICTED TO -
--------------------	--	--	---	---	-----------------------------	----------------------	--------------------

SCALE: 8:1 SHEET 1 OF 1 REV J2

# Mouser Electronics

Authorized Distributor

Click to View Pricing, Inventory, Delivery & Lifecycle Information:

[TE Connectivity:](#)

[770859-1](#)