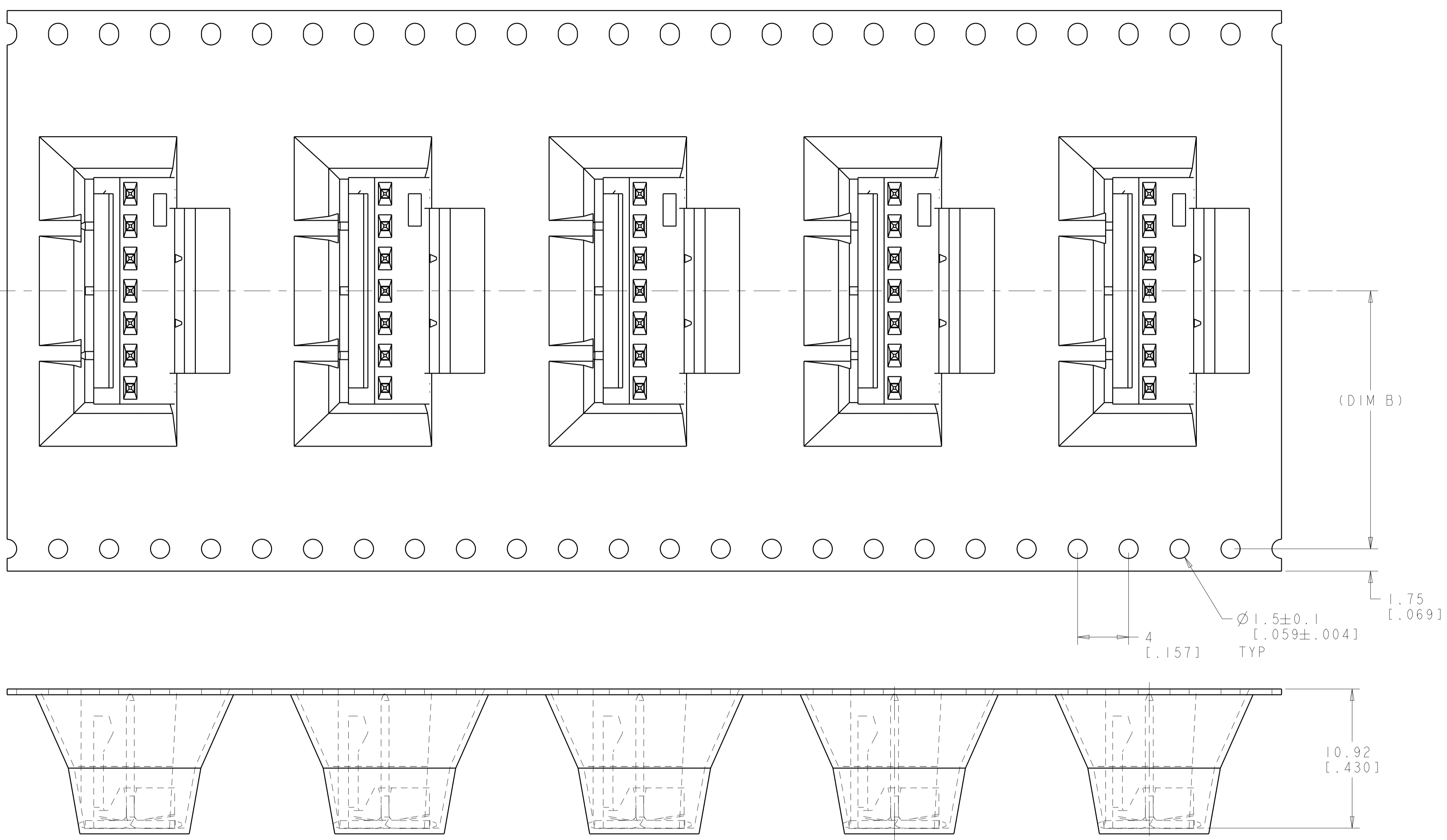
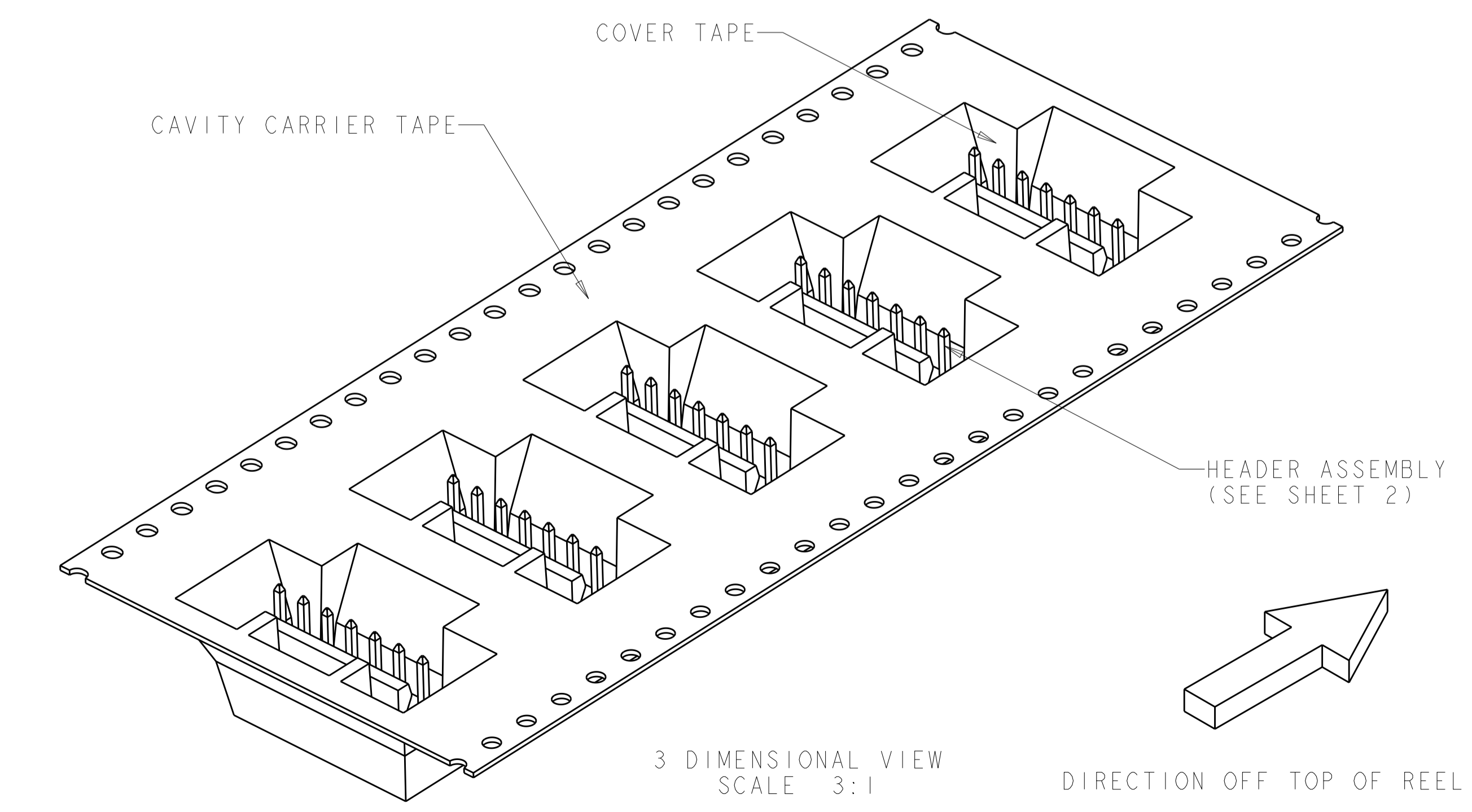


LOC		DIST		REVISIONS			
CM	00	P	LTN	DESCRIPTION	DATE	DWN	APVD
		C1		REVISED PER ECR-18-004355	18JUN2018	BDA	SG
		C2		REVISED PER ECR-20-003408	11MAR2020	BKW	SW



- △ MATERIAL:  
 HEADER- NYLON 4/6, HIGH TEMPERATURE, UL94V-0  
 POST: COPPER ALLOY  
 CAVITY CARRIER TAPE: BLACK CONDUCTIVE POLYCARBONATE  
 COVER TAPE: POLYESTER FILM TAPE.
- △ FINISH:  
 HOUSING: COLOR, BLACK  
 POST: 0.00381 [0.00015] GOLD OVER NICKEL.
- △ POSTS TO WITHSTAND 13 NEWTONS [3 LBS] MIN AXIAL FORCE IN THIS DIRECTION WITHOUT DISLODGING, BEFORE SOLDERING.
- △ POSTS SOLDER TAILS MUST COMPLY WITH AMP SOLDERABILITY SPEC 109-11-2.
- △ MEASURED AT [-A-].
- △ APPLIES WHEN HEADER IS HELD STRAIGHT.
- △ COORDINATE DIMENSION APPLIES FROM CENTER OF ACTUAL FEATURE.
- △ DIMENSIONS APPLY TO THE COMPONENT SIDE OF BOARD.
- △ MAXIMUM TEMPERATURE EXPOSURE DURING REFLOW SOLDERING NOT TO EXCEED 280°C [536°F].
- 10. HEADERS ARE SUPPLIED ON A 330.2mm [13 INCH] DIAMETER REEL, WITH 225 PARTS PER REEL. THE CAVITY CARRIER TAPE HOLDS 1 PART PER POCKET, ORIENTED AS SHOWN.
- △ AMP LOGO, UL AND CSA TRADEMARKS TO APPEAR ON THIS SURFACE.
- △ MATTE TIN 0.00381 [0.000150] MIN THICK ON SOLDER TAIL.

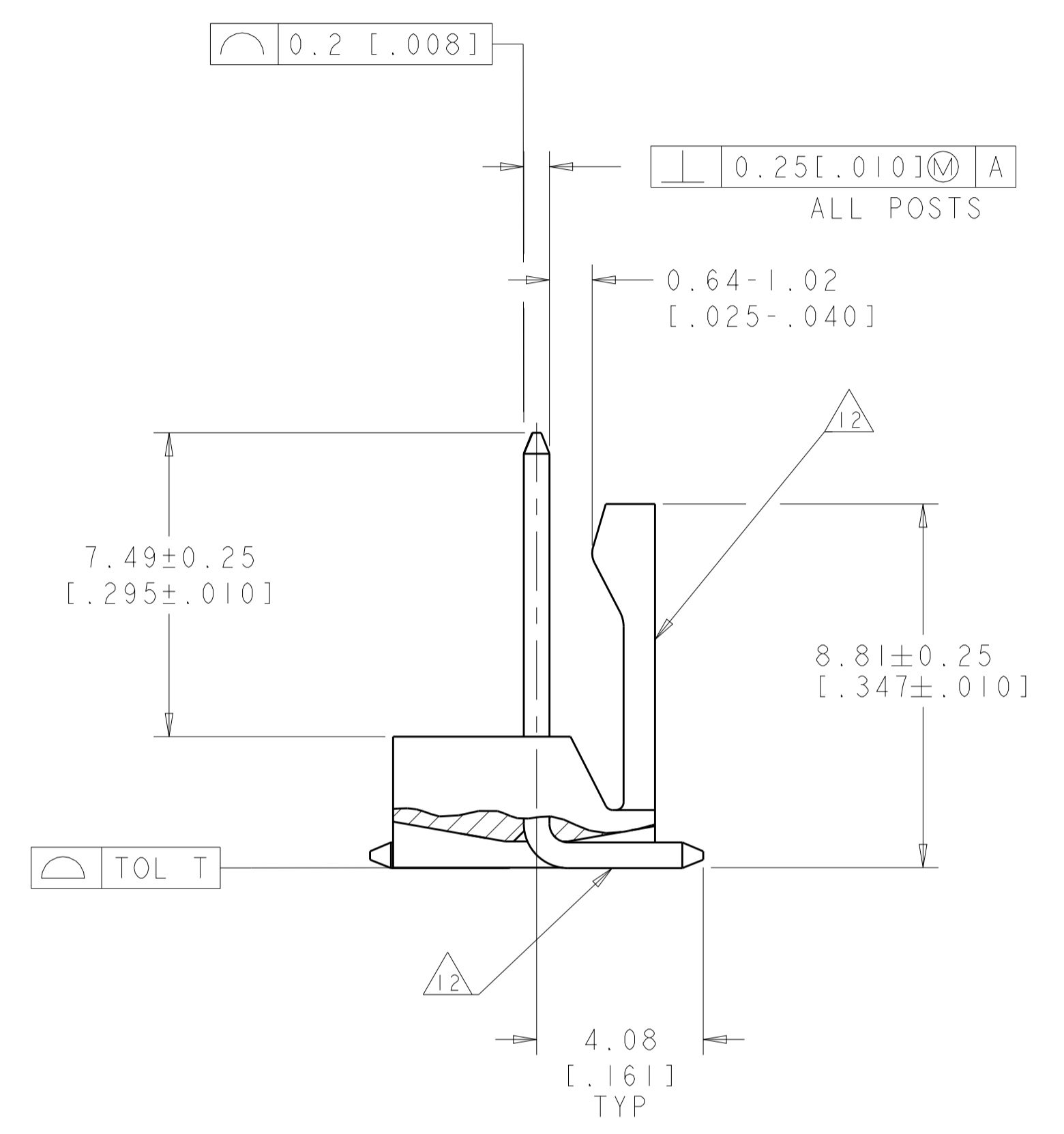
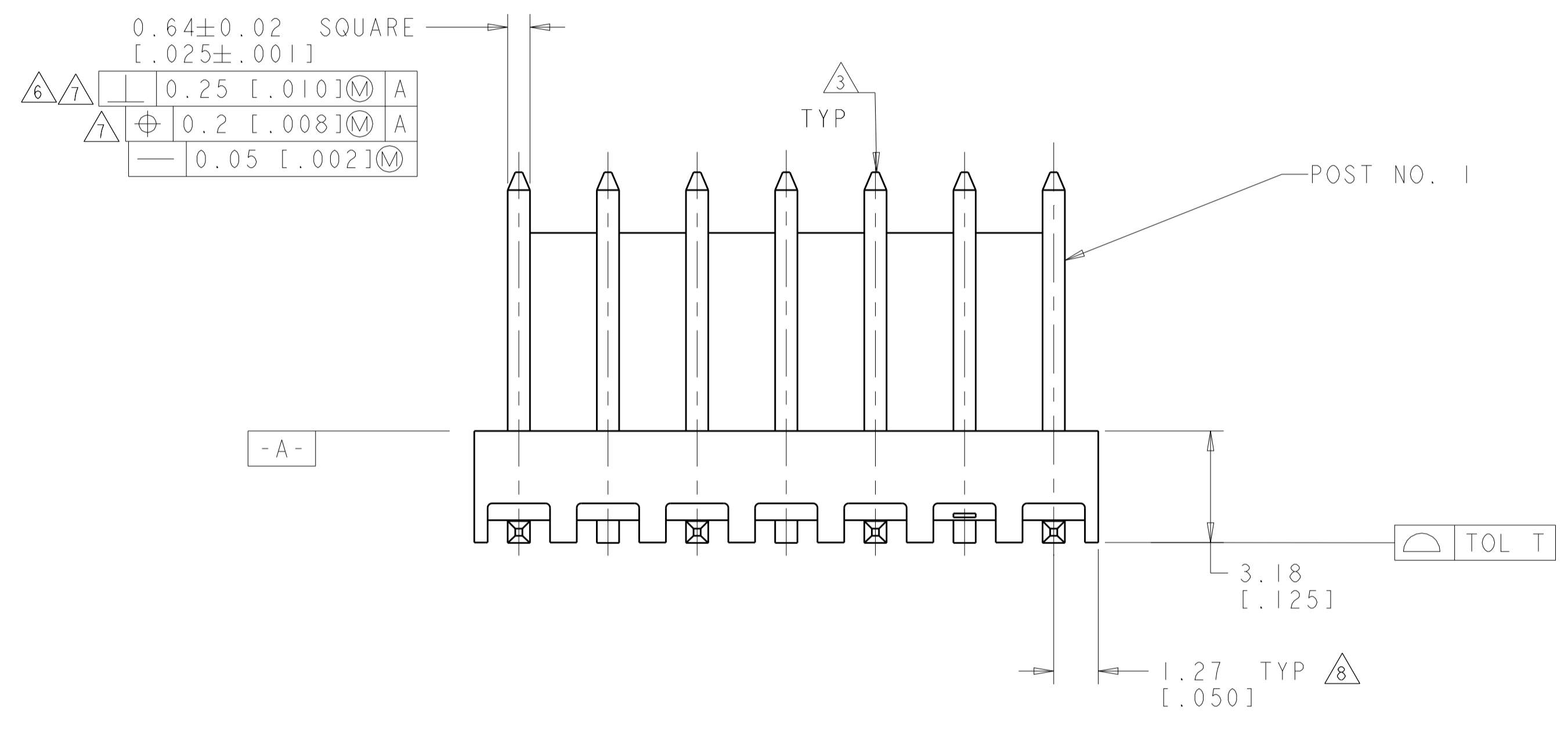
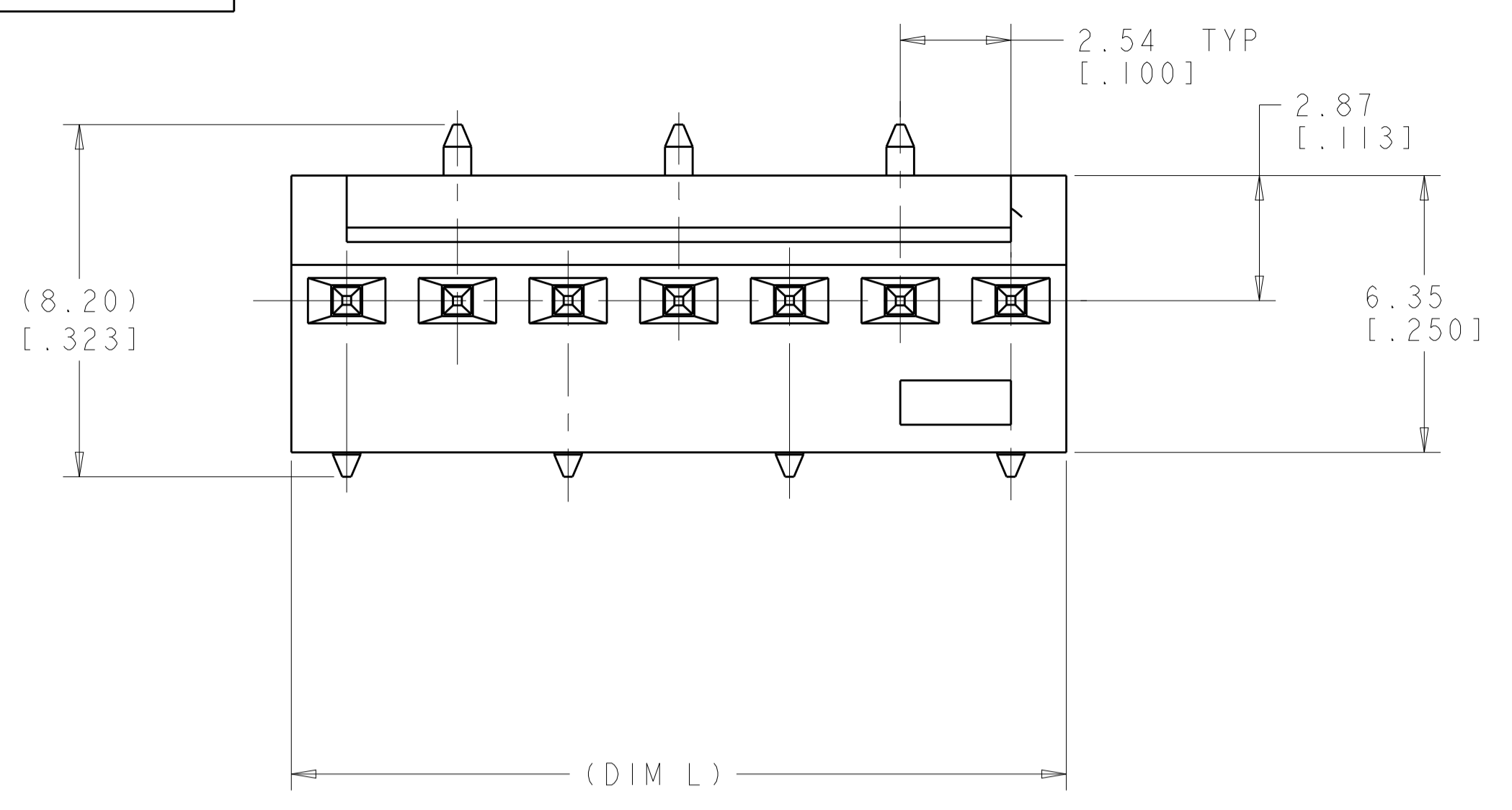


3-647467-7 SHOWN

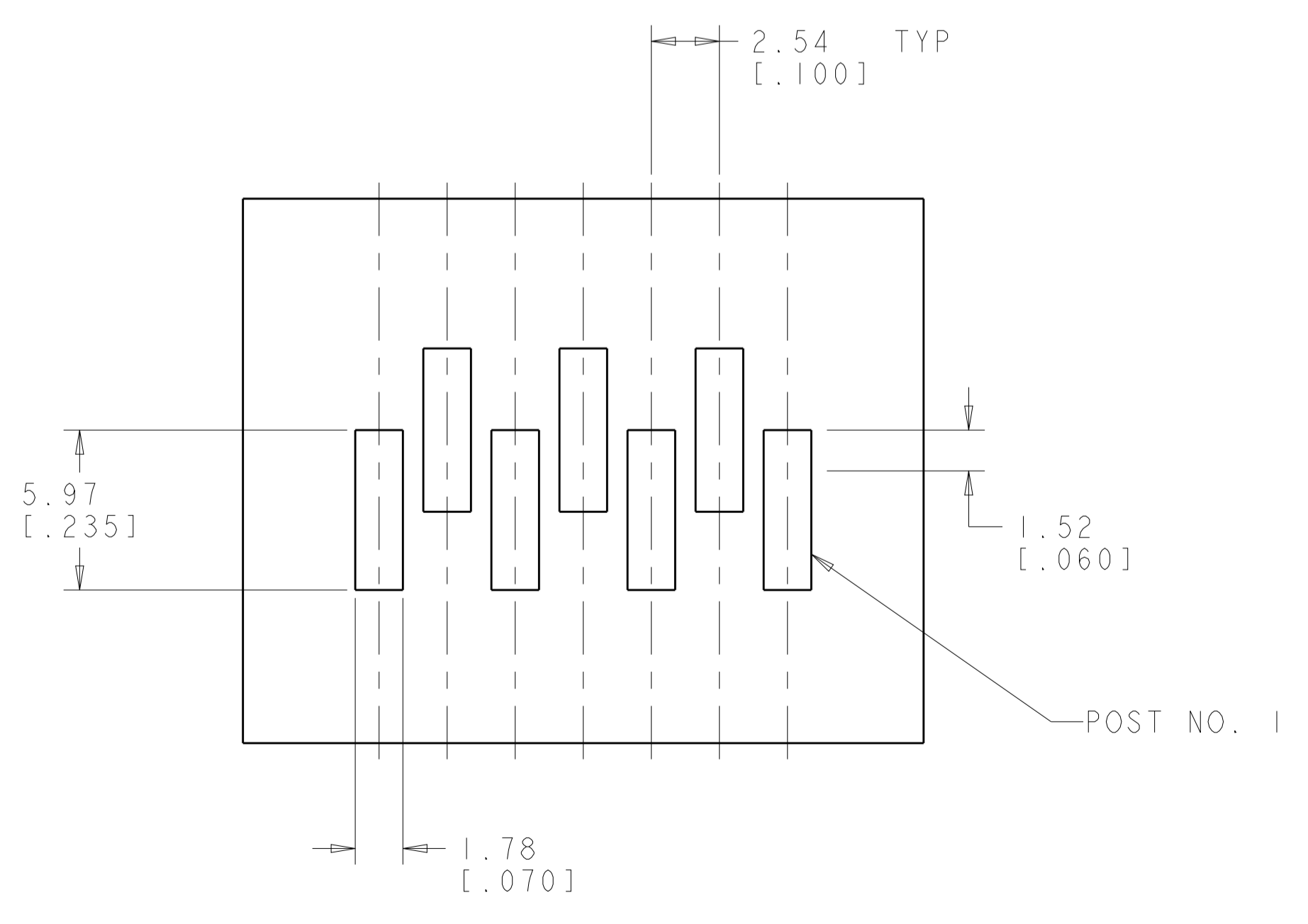
SEE SHEET 2 FOR PART NUMBER TABLE

THIS DRAWING IS A CONTROLLED DOCUMENT.		DWN R. WHITAKER 09JAN2007	TE Connectivity	
DIMENSIONS: mm [INCHES]		CHK D. BOSSI 09JAN2007		
TOLERANCES UNLESS OTHERWISE SPECIFIED:		APVD D. BOSSI 09JAN2007	NAME MTA-100 HDR ASSY, SURFACE MOUNT, FRICTION LOCK, .025 SQUARE POST, 15 GOLD PLATED, CARRIER TAPE LOADER	
0 PLC ± 1 PLC ± 2 PLC ± 3 PLC ±0.38 [0.015] 4 PLC ± ANGLES ±40°30'		PRODUCT SPEC	RESTRICTED TO	
MATERIAL		APPLICATION SPEC	SIZE A100779	CAGE CODE C=647467
FINISH		WEIGHT	SCALE 5:1 SHEET 1 OF 2 REV C2	
CUSTOMER DRAWING				

LOC	DIST	REVISIONS			
P	LTN	DESCRIPTION	DATE	OWN	APVD
-	-	SEE SHEET 1	-	-	-



HEADER ASSEMBLY  
SCALE 8:1



RECOMMENDED P.C. BOARD LAYOUT  
FOR USE WITH 0.25 [0.010] THICK STENCIL  
SCALE 5:1

PRELIMINARY	0.2 [0.008]	34.25 [1.348]	72.00 [2.835]	45.72 [1.800]	18	4-647467-8
PRELIMINARY	0.2 [0.008]	34.25 [1.348]	72.00 [2.835]	43.18 [1.700]	17	4-647467-7
PRELIMINARY	0.2 [0.008]	34.25 [1.348]	72.00 [2.835]	40.64 [1.600]	16	4-647467-6
PRELIMINARY	0.2 [0.008]	34.25 [1.348]	72.00 [2.835]	38.10 [1.500]	15	4-647467-5
PRELIMINARY	0.2 [0.008]	26.20 [1.031]	56.00 [2.205]	35.56 [1.400]	14	4-647467-4
PRELIMINARY	0.2 [0.008]	26.20 [1.031]	56.00 [2.205]	33.02 [1.300]	13	4-647467-3
PRELIMINARY	0.15 [0.006]	26.20 [1.031]	56.00 [2.205]	30.48 [1.200]	12	4-647467-2
PRELIMINARY	0.15 [0.006]	26.20 [1.031]	56.00 [2.205]	27.94 [1.100]	11	4-647467-1
PRELIMINARY	0.15 [0.006]	20.20 [0.795]	44.00 [1.732]	25.40 [1.000]	10	4-647467-0
PRELIMINARY	0.15 [0.006]	20.20 [0.795]	44.00 [1.732]	22.86 [0.900]	9	3-647467-9
PRELIMINARY	0.15 [0.006]	20.20 [0.795]	44.00 [1.732]	20.32 [0.800]	8	3-647467-8
PRELIMINARY	0.15 [0.006]	20.20 [0.795]	44.00 [1.732]	17.78 [0.700]	7	3-647467-7
PRELIMINARY	0.15 [0.006]	14.20 [0.559]	32.00 [1.260]	15.24 [0.600]	6	3-647467-6
PRELIMINARY	0.15 [0.006]	14.20 [0.559]	32.00 [1.260]	12.70 [0.500]	5	3-647467-5
PRELIMINARY	0.15 [0.006]	14.20 [0.559]	32.00 [1.260]	10.16 [0.400]	4	3-647467-4
PRELIMINARY	0.15 [0.006]	14.20 [0.559]	32.00 [1.260]	7.62 [0.300]	3	3-647467-3
PRELIMINARY	0.15 [0.006]	11.50 [0.453]	24.00 [0.945]	5.08 [0.200]	2	3-647467-2
	TOL T	DIM B	DIM A	DIM L	NO. OF POSN	PART NUMBER

THIS DRAWING IS A CONTROLLED DOCUMENT. DWN: H. WHITAKER 09JAN2007  
CHK: D. BOSSI 09JAN2007  
APVD: D. BOSSI 09JAN2007

DIMENSIONS: mm [INCHES]

TOLERANCES UNLESS OTHERWISE SPECIFIED:

0 PLC	±
1 PLC	±
2 PLC	±
3 PLC	±0.38 [0.015]
4 PLC	±
ANGLES	±
FINISH	±

MATERIAL: - FINISH: - WEIGHT: -

PRODUCT SPEC: - APPLICATION SPEC: -

SCALE: 5:1 SHEET 2 OF 2 REV C2

STE TE Connectivity

NAME: MTA-100 HDR ASSY, SURFACE MOUNT, FRICTION LOCK, .025 SQUARE POST, 15 GOLD PLATED, CARRIER TAPE LOADED

SIZE: A100779 CAGE CODE: 647467

CUSTOMER DRAWING

# Mouser Electronics

Authorized Distributor

Click to View Pricing, Inventory, Delivery & Lifecycle Information:

[TE Connectivity:](#)

[3-647467-8](#)