

THIS DRAWING IS UNPUBLISHED. RELEASED FOR PUBLICATION
 © COPYRIGHT - By - TE CONNECTIVITY ALL RIGHTS RESERVED.

LOC	DIST	REVISIONS					
		P	LTR	DESCRIPTION	DATE	DWN	APVD
CM	54	E		REVISED PER ECR-20-000820	27MAY2020	PC	SW

1 MATERIAL: CONNECTOR - NYLON UL94V-2 (YELLOW) .
 CONTACTS - 0.30[.012] THICK COPPER ALLOY
 (BRIGHT-TIN LEAD 0.00203
 [.000080] MIN THK FOR CONTACTS
 644462-2 THRU 1-644462-4, MATTE
 WHISKER MITIGATED TIN 0.00203(.000080)
 MIN THICKNESS OVER NICKEL UNDERPLATE
 FOR 3-644462-2 THRU 4-644462-4)

2 CONTACTS ACCEPT 20 AWG WIRE WITH 2.41[.095] MAX
 INSULATION DIAMETER.

3 CONTACTS MUST ACCEPT 1.14±0.03[.045±.001] SQUARE
 POST AND REMAIN LOCKED IN POSITION.

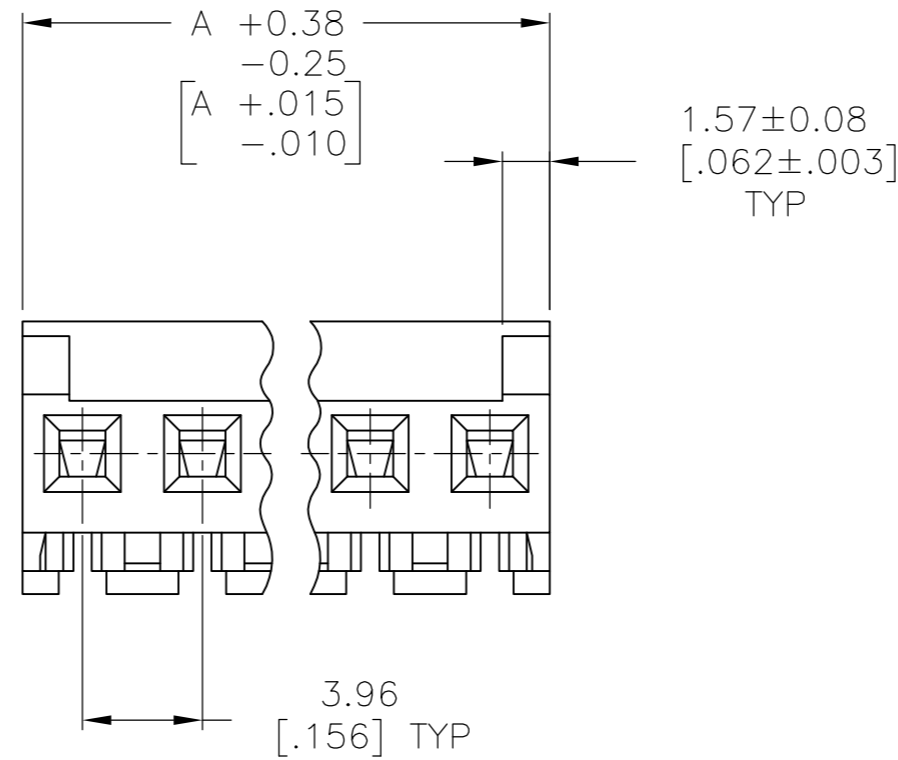
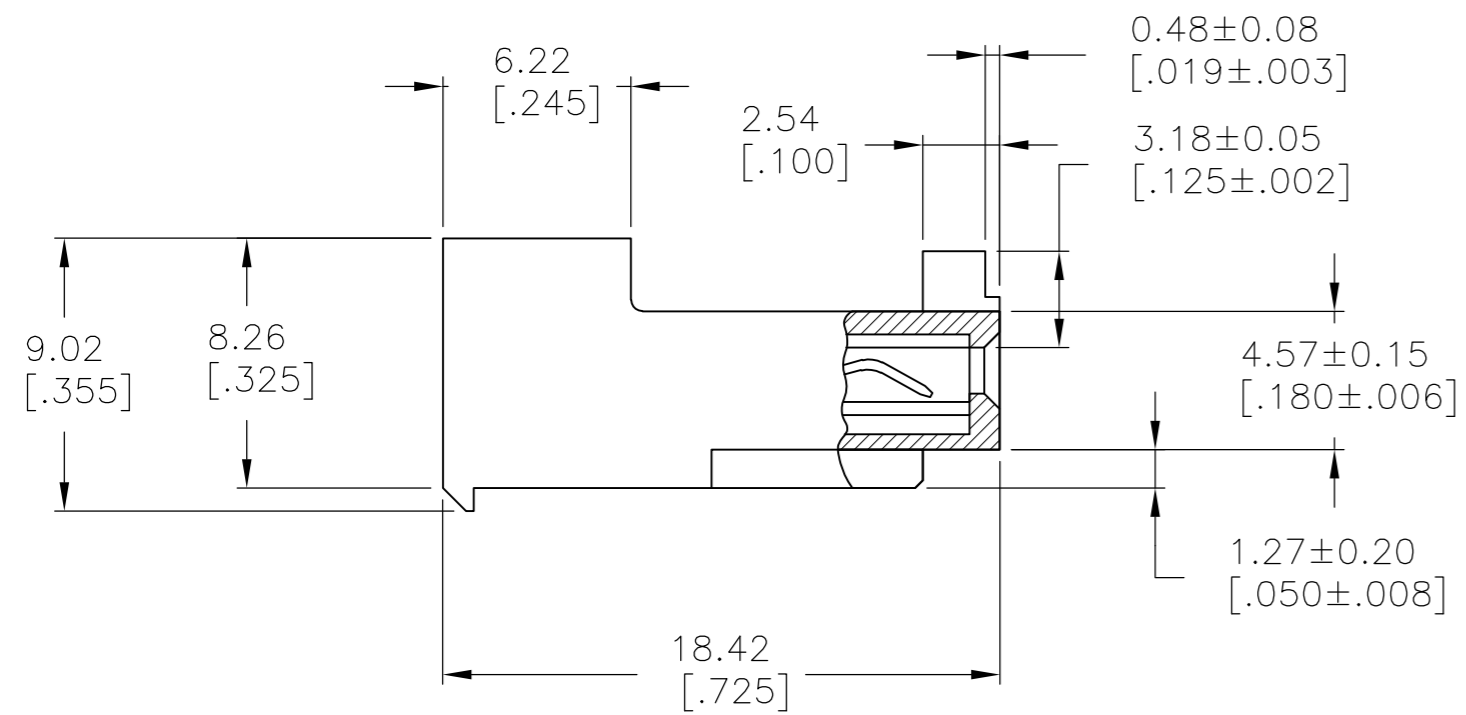
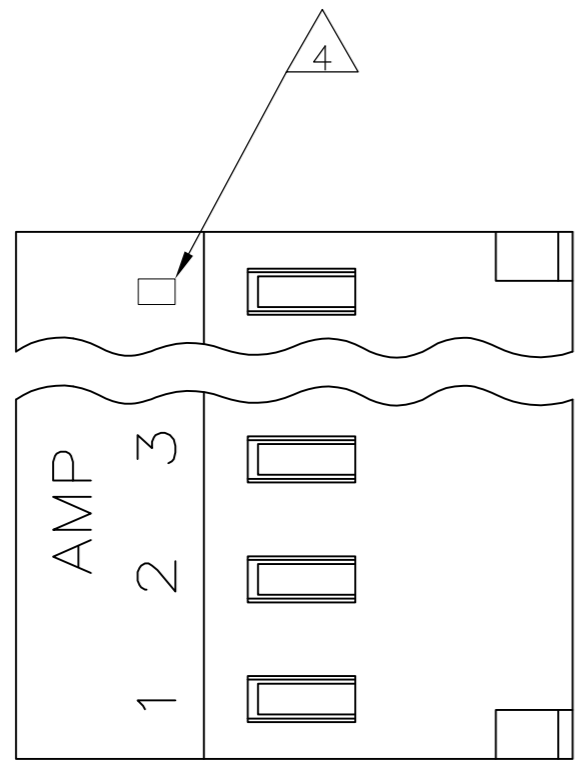
4 IDENTIFICATION NUMBER FOR LAST CIRCUIT MAY
 NOT APPEAR ON ALL ASSEMBLIES.

5 DIMENSIONS IN BRACKETS ARE IN INCHES.

6 HOUSING FEATURES ARE: CLOSED END WITHOUT
 LOCKING RAMP AND WITH POLARIZING TAB.

7 OBSOLETE PARTS: OBSOLETE CIS STREAMLINING PER D.RENAUD/D.SINISI

8 OBSOLETE PARTS



	55.47 [2.184]	14	4-644462-4	
	51.51 [2.028]	13	4-644462-3	
	47.55 [1.872]	12	4-644462-2	
	43.59 [1.716]	11	4-644462-1	
	39.62 [1.560]	10	4-644462-0	
	35.66 [1.404]	9	3-644462-9	
	31.70 [1.248]	8	3-644462-8	
	27.74 [1.092]	7	3-644462-7	
	23.77 [.936]	6	3-644462-6	
	19.81 [.780]	5	3-644462-5	
	15.85 [.624]	4	3-644462-4	
	11.89 [.468]	3	3-644462-3	
	7.92 [.312]	2	3-644462-2	
7	SUPERCEDED	55.47 [2.184]	14	1-644462-4
7	OBSOLETE	51.51 [2.028]	13	1-644462-3
7	SUPERCEDED	47.55 [1.872]	12	1-644462-2
7	SUPERCEDED	43.59 [1.716]	11	1-644462-1
7	SUPERCEDED	39.62 [1.560]	10	1-644462-0
7	SUPERCEDED	35.66 [1.404]	9	644462-9
7	SUPERCEDED	31.70 [1.248]	8	644462-8
7	SUPERCEDED	27.74 [1.092]	7	644462-7
7	SUPERCEDED	23.77 [.936]	6	644462-6
7	SUPERCEDED	19.81 [.780]	5	644462-5
8	SUPERCEDED	15.85 [.624]	4	644462-4
7	SUPERCEDED	11.89 [.468]	3	644462-3
8	SUPERCEDED	7.92 [.312]	2	644462-2
	DIM A	NO. OF CIRCUITS	PART NO.	

THIS DRAWING IS A CONTROLLED DOCUMENT.		DWN B. LEWIS 12FEB91	TE Connectivity	
DIMENSIONS: mm [INCHES]		CHK R. SWING 12FEB91	MTA 156 CONNECTOR ASSEMBLY, 20 AWG, STANDARD	
TOLERANCES UNLESS OTHERWISE SPECIFIED:		APVD D.R. CLARK 20FEB91	NAME	
0 PLC ± -		PRODUCT SPEC	108-1051	
1 PLC ± -		APPLICATION SPEC	114-1020	
2 PLC ± -		WEIGHT	SIZE	CAGE CODE
3 PLC ± -			A2	00779
4 PLC ± -			SCALE	DRAWING NO
ANGLES ± -			4:1	C=644462
FINISH			SHEET	REV
1			1 OF 1	E
CUSTOMER DRAWING		RESTRICTED TO		

Mouser Electronics

Authorized Distributor

Click to View Pricing, Inventory, Delivery & Lifecycle Information:

[TE Connectivity:](#)

[644462-4](#)