

THIS DRAWING IS UNPUBLISHED.

RELEASED FOR PUBLICATION

© COPYRIGHT

ALL RIGHTS RESERVED.

LOC

DIST

REVISIONS

DY

-

P

LTR

DESCRIPTION

DATE

DWN

APVD

E1

REVISED PER ECO-11-005139

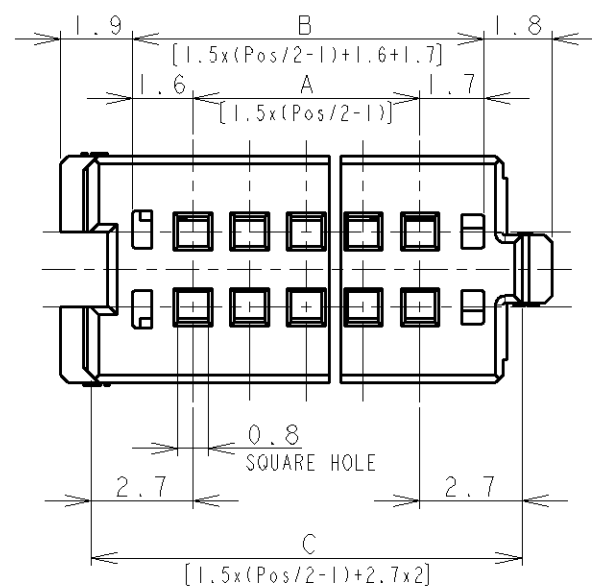
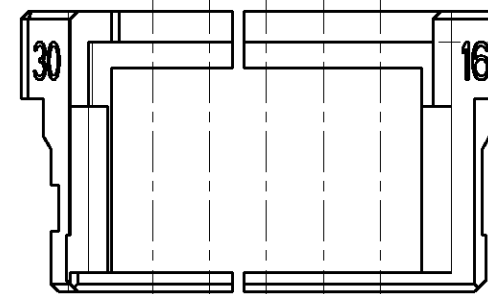
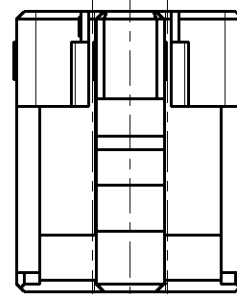
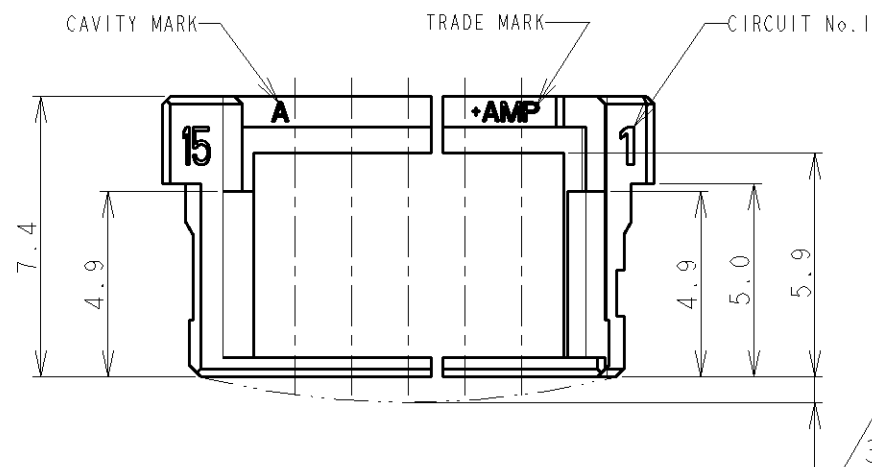
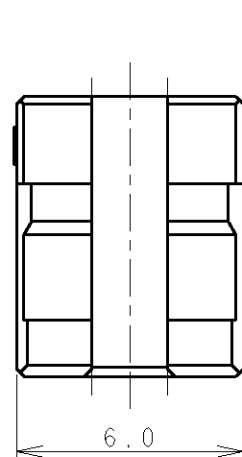
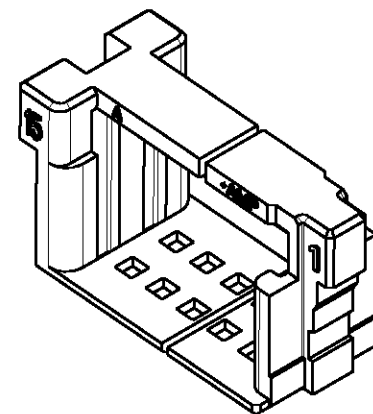
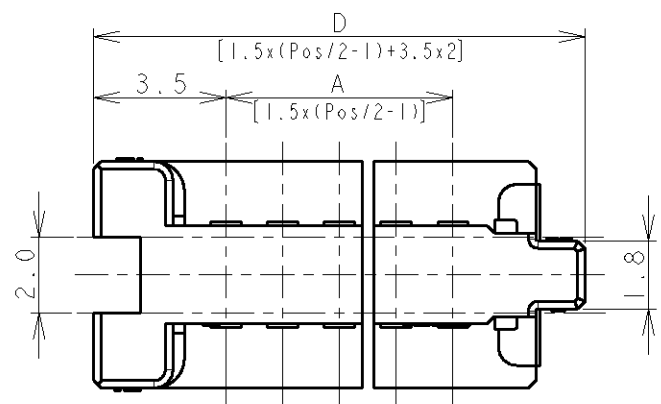
26APR11

RK

HMR

NOTES:

- 1. MATERIAL: 66NYLON UL94V-0, COLOR: WHITE, BLUE
- 2. APPLICABLE CONNECTOR PART NUMBER: X-353293-X (REC ASS'Y)
- 3. PROFILE DEVIATION AT LOCATION SHOWN ALLOWED UP TO 1.5 MAX



0.30	35.5	33.9	31.8	28.5	40	9-353294-0	4-353294-0
0.29	34.0	32.4	30.3	27.0	38	8-353294-8	3-353294-8
0.28	32.5	30.9	28.8	25.5	36	8-353294-6	3-353294-6
0.27	31.0	29.4	27.3	24.0	34	8-353294-4	3-353294-4
0.26	29.5	27.9	25.8	22.5	32	8-353294-2	3-353294-2
0.25	28.0	26.4	24.3	21.0	30	8-353294-0	3-353294-0
0.24	26.5	24.9	22.8	19.5	28	7-353294-8	2-353294-8
0.23	25.0	23.4	21.3	18.0	26	7-353294-6	2-353294-6
0.22	23.5	21.9	19.8	16.5	24	7-353294-4	2-353294-4
0.21	22.0	20.4	18.3	15.0	22	7-353294-2	2-353294-2
0.20	20.5	18.9	16.8	13.5	20		

WEIGHT (g)	D	C	B	A	Pos	BLUE	WHITE
	DIMENSIONS					PART NUMBER	

DIMENSIONS: mm		TOLERANCES UNLESS OTHERWISE SPECIFIED:		DWN T. FURUYA 12JUL96		TE Connectivity	
		0 PLC ± 1 PLC ± 2 PLC ± 3 PLC ± 4 PLC ± ANGLES ±		CHK J. TANIGAWA 12JUL96 APVD SF J FONG PRODUCT SPEC 108-5525 APPLICATION SPEC 114-5223			
MATERIAL SEE NOTE 1		FINISH		WEIGHT SEE TABLE		SIZE A3 CAGE CODE 00779 DRAWING NO C-353294	
CUSTOMER DRAWING				SCALE 5:1		SHEET 1 OF 1 REV E1	

Mouser Electronics

Authorized Distributor

Click to View Pricing, Inventory, Delivery & Lifecycle Information:

[TE Connectivity:](#)

[3-353294-4](#)