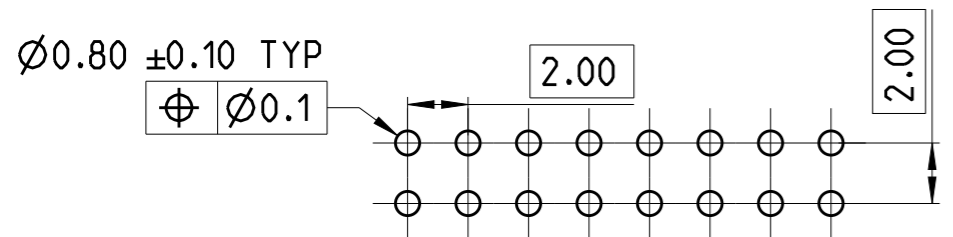
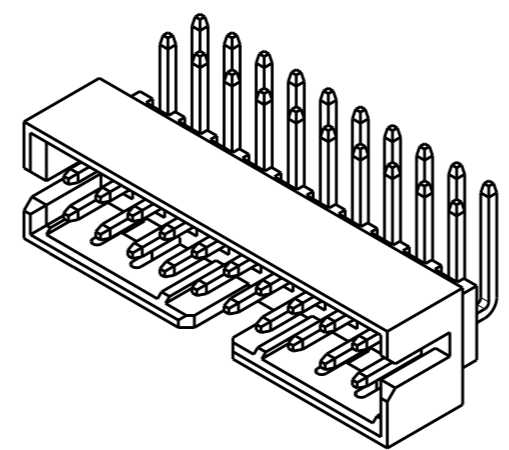
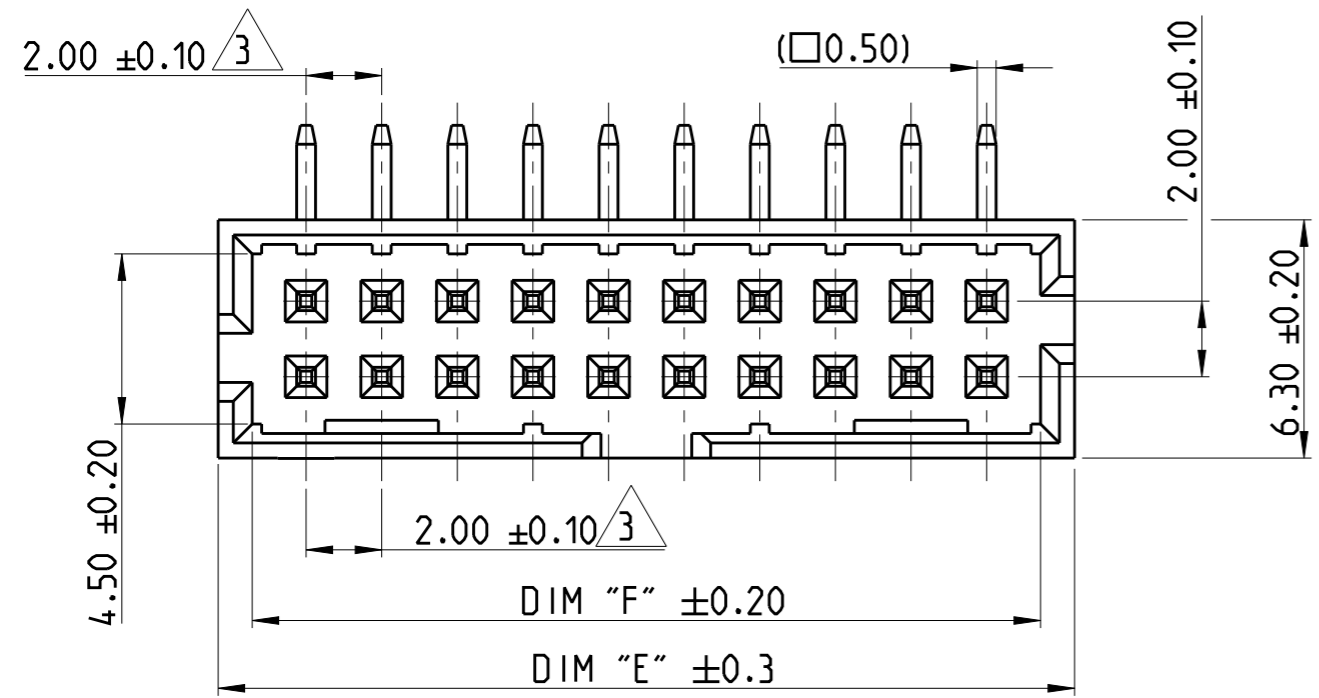
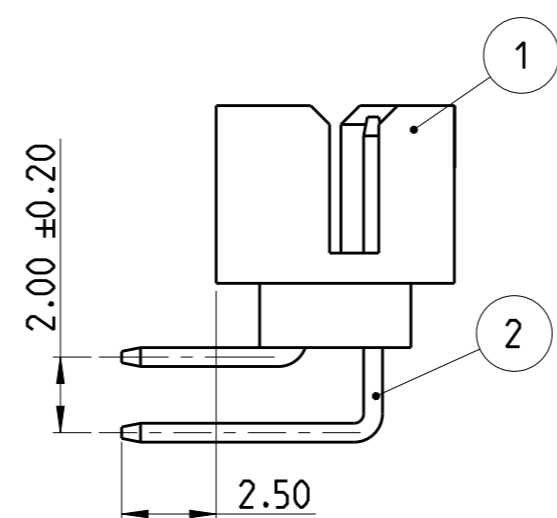
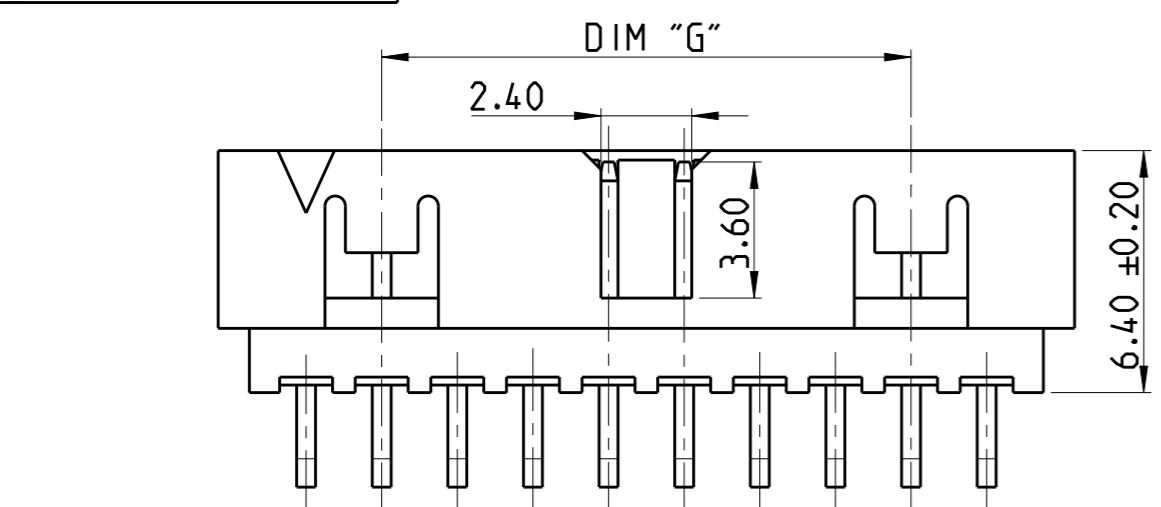


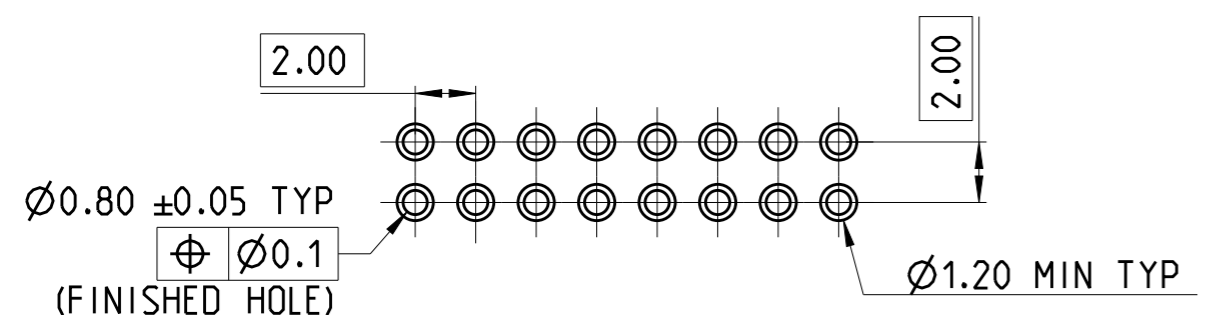
P	LTR	DESCRIPTION	DATE	DWN	APVD
A		RELEASE TO PRODUCTION	29NOV2019	AY	PS

NOTES:

- MATERIAL
HOUSING : HIGH TEMPERATURE THERMOPLASTIC, UL94-V0; COLOR- BLACK
CONTACT PIN : COPPER ALLOY
FINISH :
MATING SIDE : MIN. 0.1 μm GOLD OVER NICKEL UNDER PLATING.
SOLDER SIDE : MIN. 2.0 μm TIN OVER NICKEL UNDER PLATING.
 - PACKAGING: TUBE.
- △ TOLERANCE NOT CUMULATIVE.



RECOMMENDED PCB HOLE PATTERN FOR THROUGH HOLE WAVE



RECOMMENDED PCB HOLE PATTERN FOR THROUGH HOLE REFLOW/PIN-IN-PASTE

2-2842248-0 AS SHOWN

CONTACT PIN	2
HOUSING	1
DESCRIPTION	ITEM NO.

DIM "G"	DIM "F"	DIM "E"	POS.	TE PN
44	50.85	52.65	50	5-2842248-0
38	44.85	46.65	44	4-2842248-4
34	40.85	42.65	40	4-2842248-0
28	34.85	36.65	34	3-2842248-4
24	30.85	32.65	30	3-2842248-0
20	26.85	28.65	26	2-2842248-6
18	24.85	26.65	24	2-2842248-4
14	20.85	22.65	20	2-2842248-0
10	16.85	18.65	16	1-2842248-6
8	14.85	16.65	14	1-2842248-4

THIS DRAWING IS A CONTROLLED DOCUMENT.

DWN SUBHASREE S 16AUG2019
CHK KARTHIK JK 19AUG2019
APVD PRASHANTH S 19AUG2019

DIMENSIONS: mm

TOLERANCES UNLESS OTHERWISE SPECIFIED:
0 PLC ±
1 PLC ±
2 PLC ±0.25
3 PLC ±
4 PLC ±
ANGLES ±2°

MATERIAL SEE NOTES
FINISH SEE NOTES

PRODUCT SPEC 108-64040
APPLICATION SPEC 114-32259
WEIGHT -

CUSTOMER DRAWING

TE TE Connectivity

NAME AMPMODU 2mm SHROUDED HEADER, DUAL ROW, RIGHT ANGLE, 0.1 Au, TUBE

SIZE A3 CAGE CODE 00779 DRAWING NO C-2842248 RESTRICTED TO -

SCALE 5:1 SHEET 1 OF 1 REV A

Mouser Electronics

Authorized Distributor

Click to View Pricing, Inventory, Delivery & Lifecycle Information:

[TE Connectivity:](#)

[2-2842248-6](#)