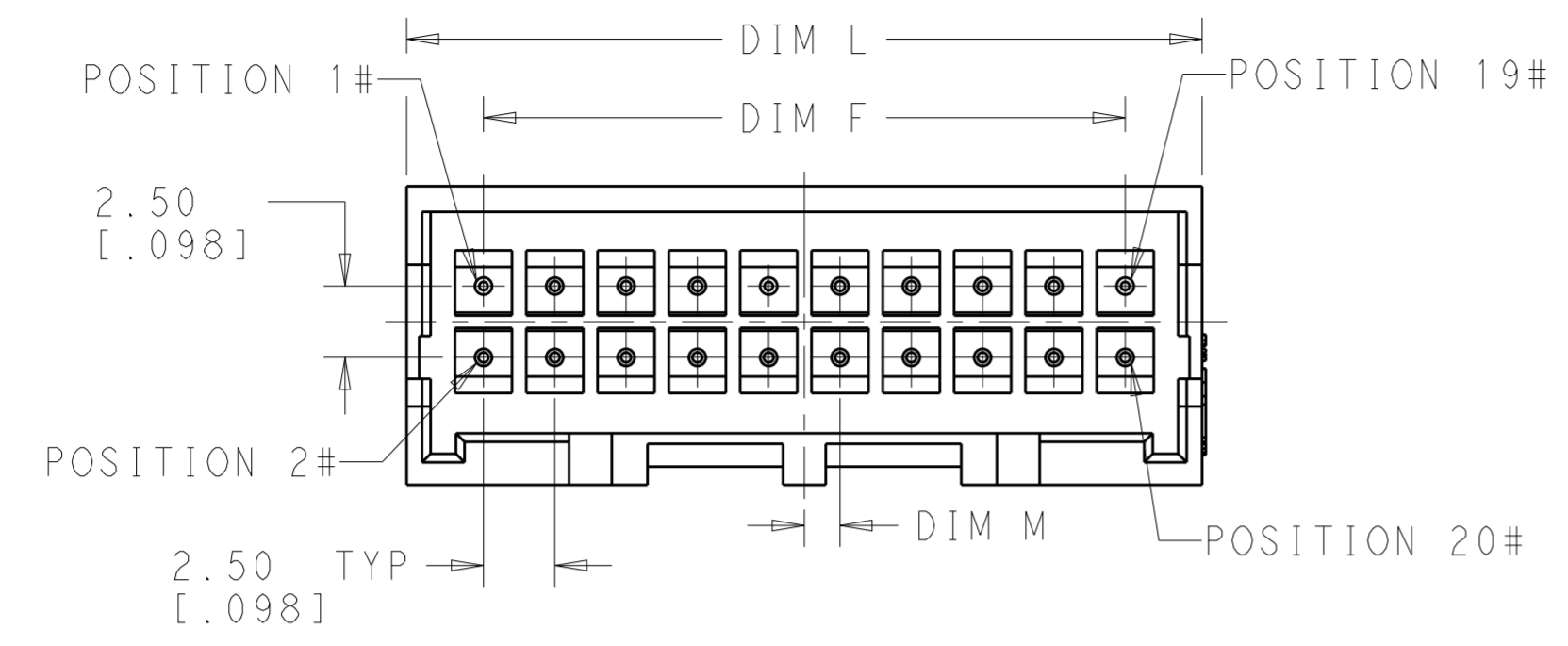
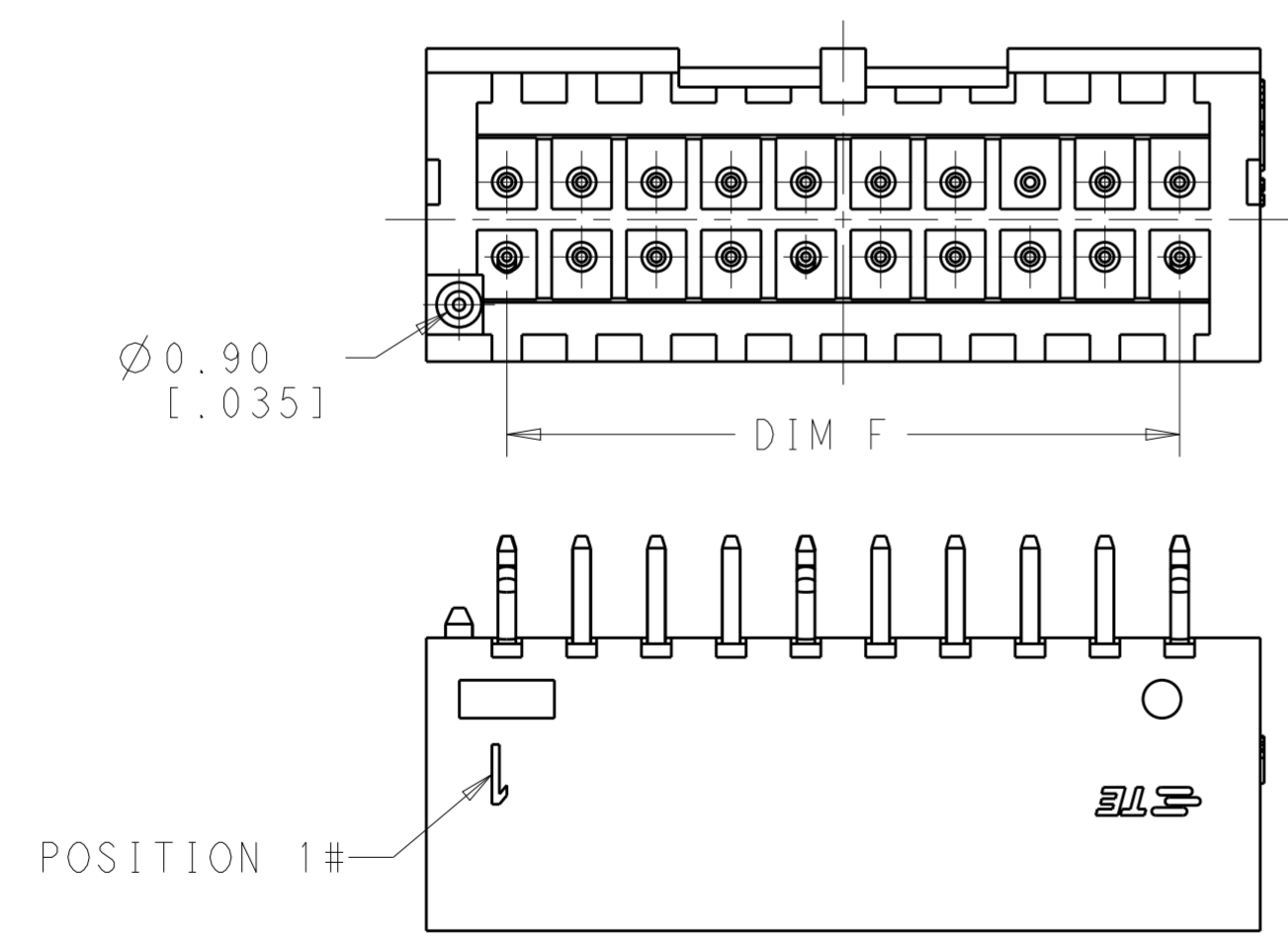
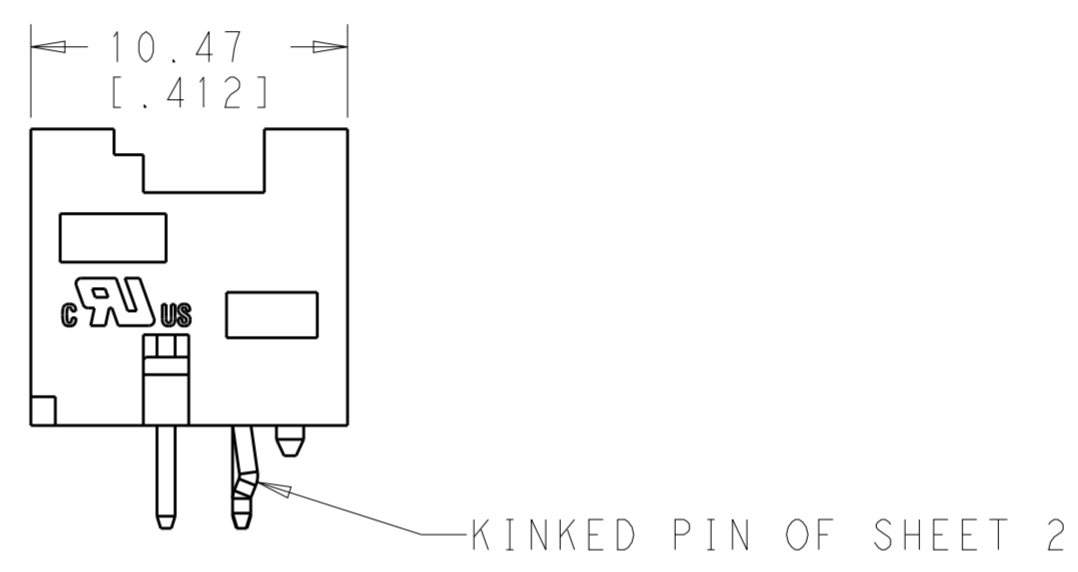
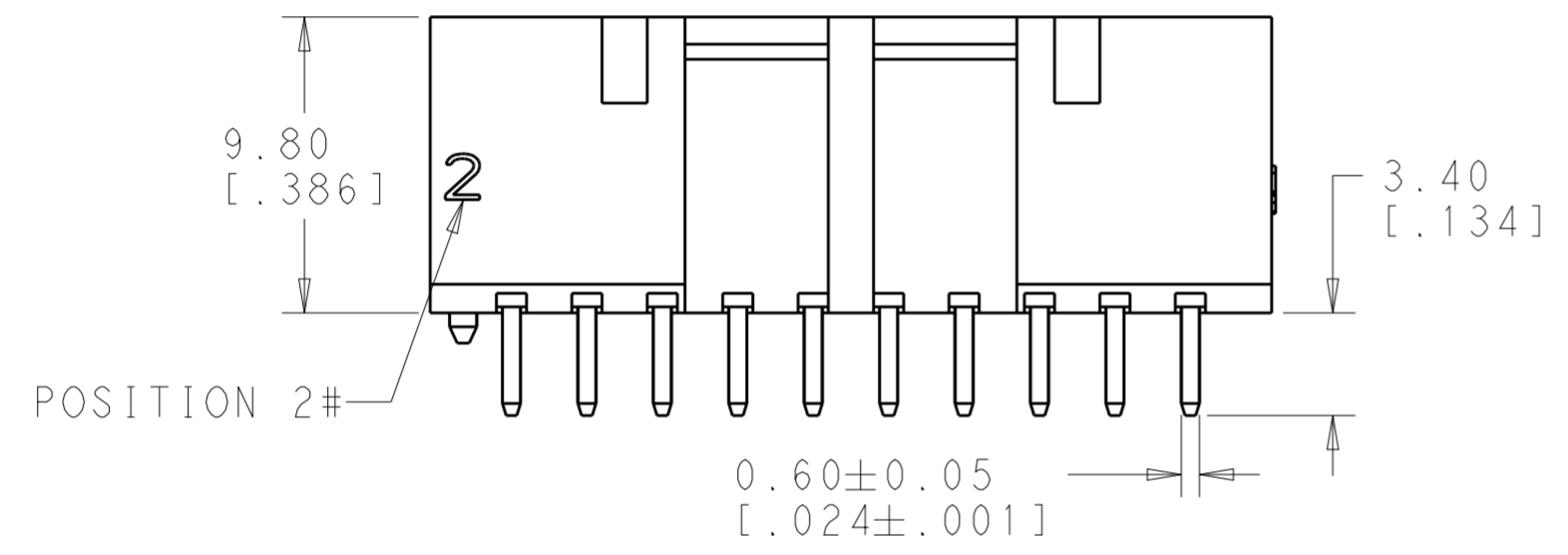


THIS DRAWING IS UNPUBLISHED. RELEASED FOR PUBLICATION 20
 © COPYRIGHT 20 BY - ALL RIGHTS RESERVED.

LOC	DIST	REVISIONS			
P	LTR	DESCRIPTION	DATE	DWN	APVD
AF	50	A	FIRST RELEASED	25MAR2019	WH DZ



- NOTES:
 1 MATERIAL:
 HOUSING: HIGH PERFORMANCE RESIN, UL94V-0, COLOR NATURAL
 TERMINAL: COPPER ALLOY, 80 U" TIN OVERALL
 2 MATING PART: []-2324579-[] AND []-2323743-[]
 3 COMPLY WITH GLOW WIRE REQUIREMENTS FOR PARTS OF NON-METALLIC MATERIAL SUPPORTING A CURRENT-CARRYING CONNECTION DETAILED IN IEC 60335-1, SECTION 30(GWT)



1.25 [.049]	2	47.50 [1.870]	52.89 [2.083]	40	4-2324245-0
0.00	2	45.00 [1.772]	50.39 [1.985]	38	3-2324245-8
1.25 [.049]	2	42.50 [1.673]	47.89 [1.886]	36	3-2324245-6
0.00	2	40.00 [1.575]	45.39 [1.788]	34	3-2324245-4
1.25 [.049]	2	37.50 [1.477]	42.89 [1.689]	32	3-2324245-2
0.00	2	35.00 [1.378]	40.39 [1.591]	30	3-2324245-0
1.25 [.049]	2	32.50 [1.280]	37.89 [1.492]	28	2-2324245-8
0.00	2	30.00 [1.181]	35.39 [1.394]	26	2-2324245-6
1.25 [.049]	2	27.50 [1.083]	32.89 [1.295]	24	2-2324245-4
0.00	2	25.00 [.984]	30.39 [1.197]	22	2-2324245-2
1.25 [.049]	2	22.50 [.886]	27.89 [1.098]	20	2-2324245-0
0.00	2	20.00 [.787]	25.39 [1.000]	18	1-2324245-8
1.25 [.049]	1	17.50 [.689]	22.89 [.901]	16	1-2324245-6
0.00	1	15.00 [.590]	20.39 [.803]	14	1-2324245-4
1.25 [.049]	1	12.50 [.492]	17.89 [.704]	12	1-2324245-2
0.00	1	10.00 [.394]	15.39 [.606]	10	1-2324245-0
1.25 [.049]	1	7.50 [.295]	12.89 [.507]	8	2324245-8
DIM "M"	NO. OF LATCH CUT-OUTS	DIM "F"	DIM "L"	NO. OF POSITIONS	PART NO.

2-2324245-0 SHOWN

THIS DRAWING IS A CONTROLLED DOCUMENT.

DWN: WARREN HUO 26AUG2018
 CHK: DANIEL ZHANG 27AUG2018
 APVD: DANIEL ZHANG 27AUG2018

STE TE Connectivity

NAME: ASSEMBLY, PIN HEADER, EP 2.5, DUAL ROW, GLOW WIRE VERTICAL, WITH BOSS

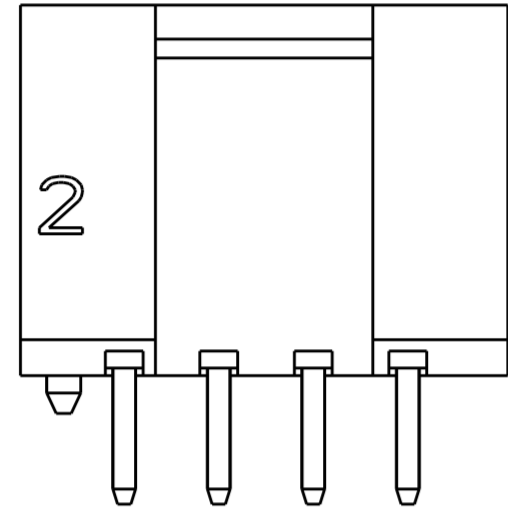
PRODUCT SPEC: 108-106357
 APPLICATION SPEC: 114-13315

SIZE: A2 CAGE CODE: 00779 DRAWING NO: C-2324245 RESTRICTED TO: -

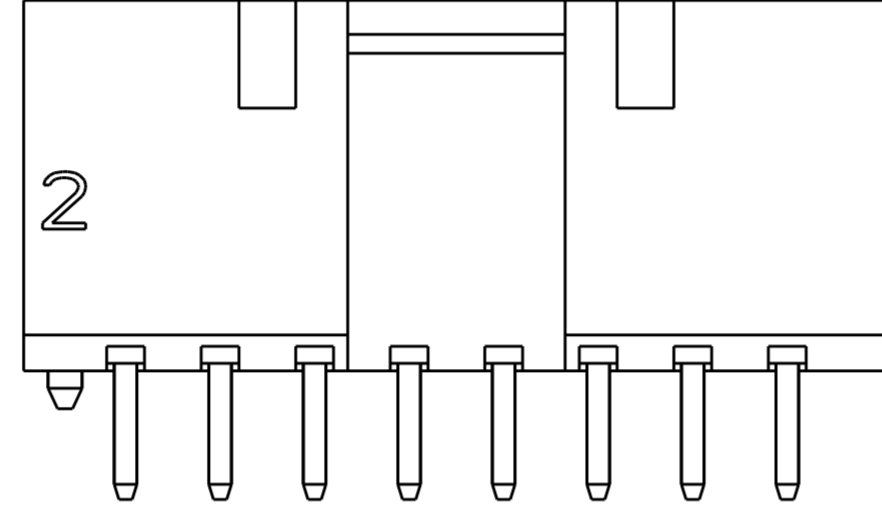
MATERIAL: - WEIGHT: - CUSTOMER DRAWING SCALE: N/A SHEET 1 OF 2 REV A

THIS DRAWING IS UNPUBLISHED. RELEASED FOR PUBLICATION 20
 © COPYRIGHT 20 BY - ALL RIGHTS RESERVED.


LOC	DIST	REVISIONS			
P	LTR	DESCRIPTION	DATE	DWN	APVD
AF	50	-	SEE SHEET 1	-	-



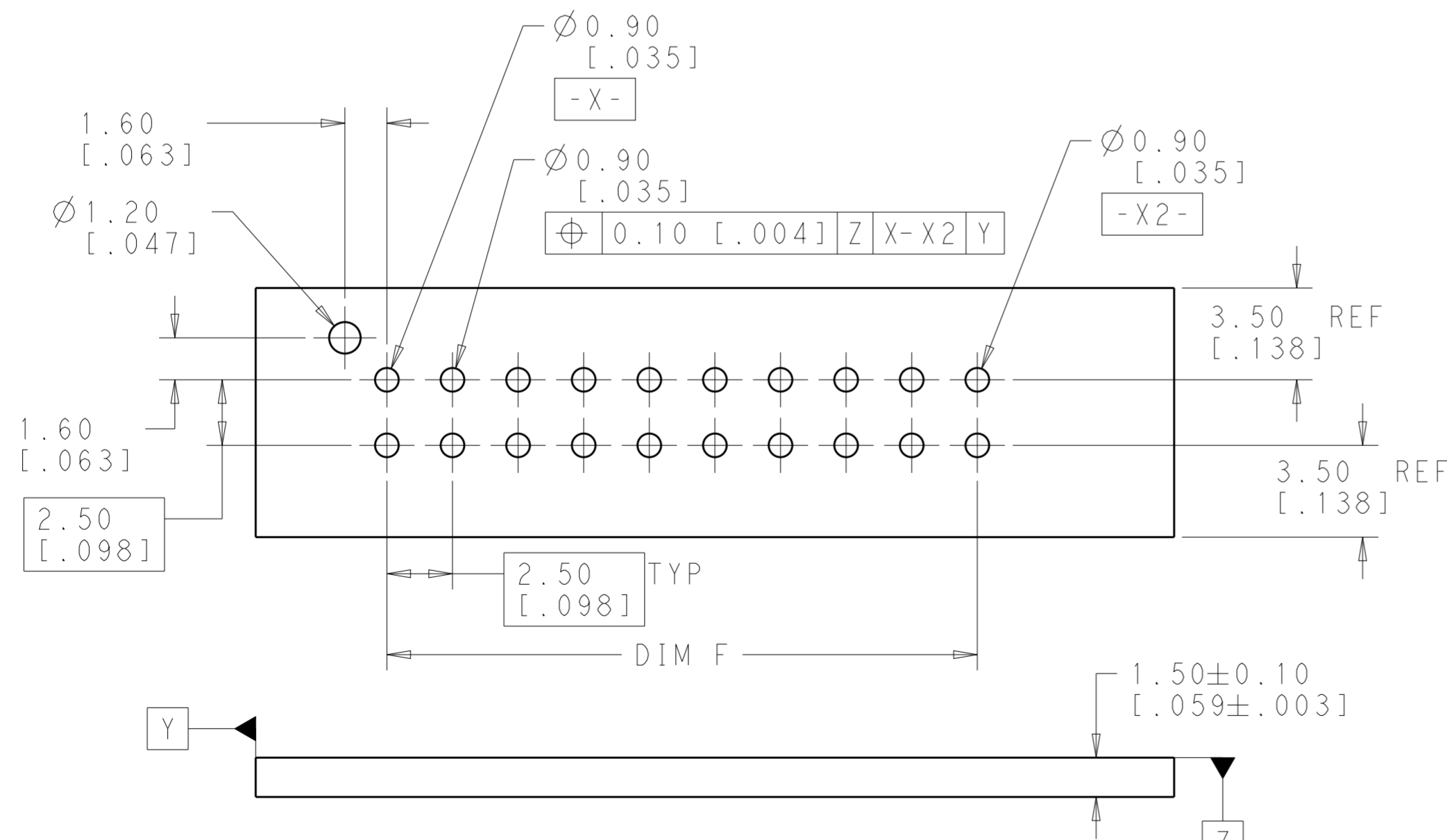
SINGLE LATCH DETAIL FOR
2324245-8 AND 1-2324245-0



SINGLE LATCH DETAIL FOR
1-2324245-2 THRU 1-2324245-6



KINKED PIN CHART



RECOMMENDED PCB LAYOUT
TOLERANCE: ±0.05

THIS DRAWING IS A CONTROLLED DOCUMENT.		DWN 26AUG2018 WARREN HUO	TE Connectivity	
DIMENSIONS: mm [INCHES]		CHK 27AUG2018 DANIEL ZHANG		
TOLERANCES UNLESS OTHERWISE SPECIFIED:		APVD 27AUG2018 DANIEL ZHANG	NAME ASSEMBLY, PIN HEADER, EP 2.5, DUAL ROW, GLOW WIRE VERTICAL, WITH BOSS	
0 PLC ±-		PRODUCT SPEC 108-106357	SIZE CAGE CODE DRAWING NO A200779 C-2324245	
1 PLC ±-		APPLICATION SPEC 114-13315	RESTRICTED TO -	
2 PLC ±0.25 [.010]		WEIGHT -	SCALE N/A SHEET 2 OF 2 REV A	
3 PLC ±-		CUSTOMER DRAWING		
4 PLC ±-				
ANGLES ±-				
FINISH				

Mouser Electronics

Authorized Distributor

Click to View Pricing, Inventory, Delivery & Lifecycle Information:

[TE Connectivity:](#)

[1-2324245-6](#)