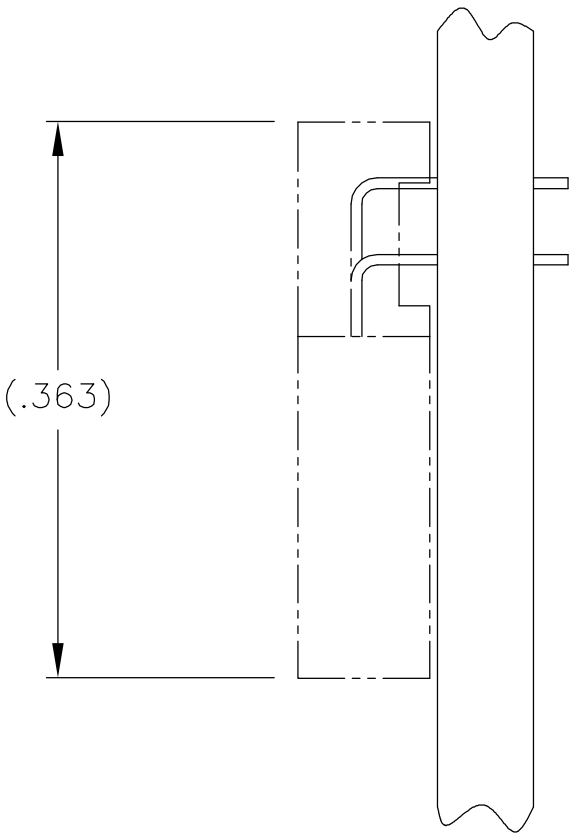
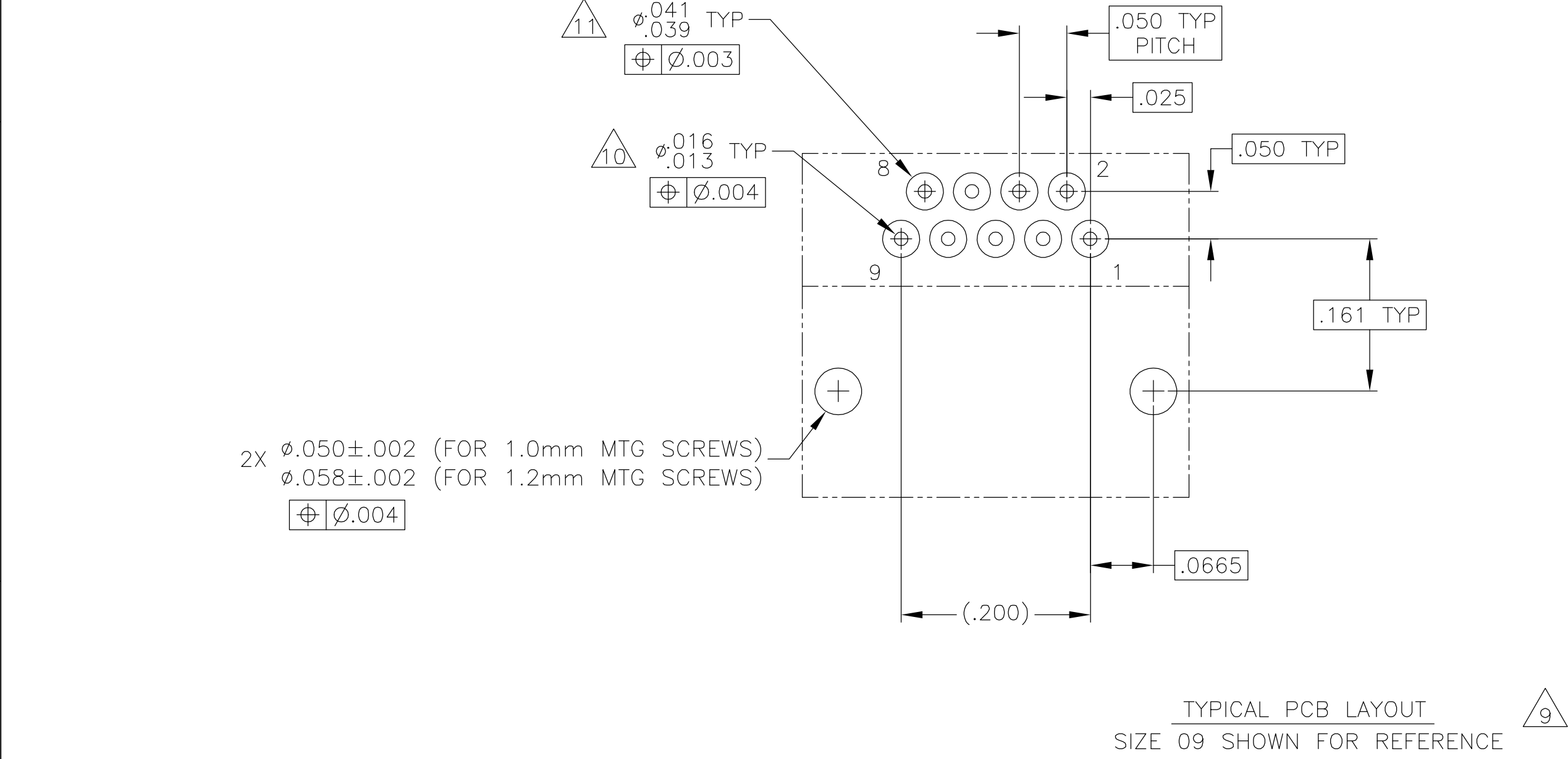
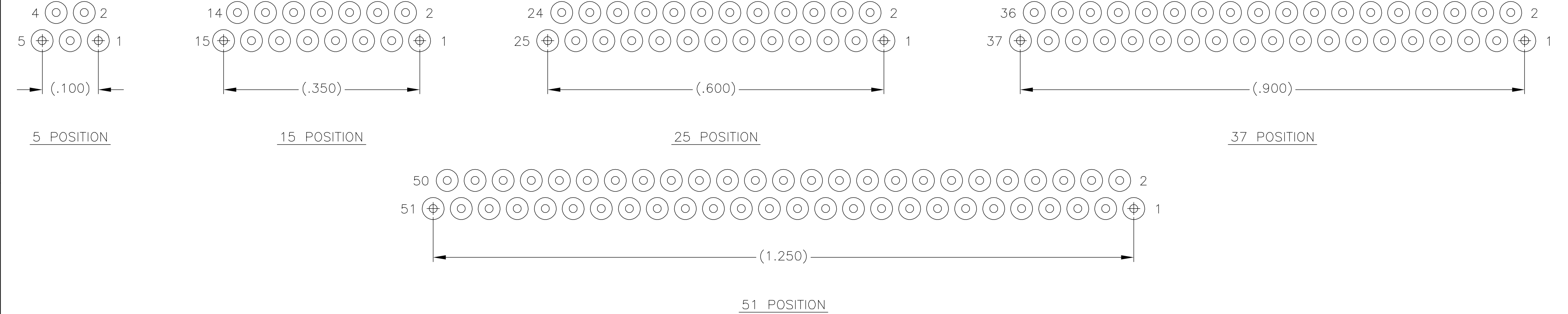


LOC		DIST		REVISIONS				
P	LTR	DESCRIPTION			DATE	DWN	APVD	
	T	UPDATE PER ECO-06-001864			25 JAN 06	MJS	MKS	

SIZE	B DIM	C DIM ±.0050	(L DIM)
05	.233	.3085	(.100)
09	.333	.4085	(.200)
15	.483	.5585	(.350)
25	.733	.8085	(.600)
37	1.033	1.1085	(.900)
51	1.383	1.4585	(1.250)

THIS DRAWING IS A CONTROLLED DOCUMENT.		DWN	06-22-00	<b>tyco</b> Electronics Tyco Electronics Corporation Harrisburg, PA 17105			
		CHK	06-22-00				
DIMENSIONS: INCHES		TOLERANCES UNLESS OTHERWISE SPECIFIED:		NAME	RECEPTACLE ASSEMBLY, HORIZONTAL MOUNT, THROUGH HOLE, 1 ROW TO 2 ROW, .050 SPACING, PLASTIC OR METAL		
		0 PLC ± - 1 PLC ± - 2 PLC ± .010 3 PLC ± .005 4 PLC ± - ANGLES ± 1° FINISH		APVD			
				PRODUCT SPEC	SIZE	CAGE CODE	DRAWING NO
MATERIAL SEE NOTES		SEE NOTES		APPLICATION SPEC	A2 OPJN9 C=1589469		
				WEIGHT	RESTRICTED TO		
				CUSTOMER DRAWING	SCALE	SHEET	REV
					8:1	1 of 2	T



9. POSITIONAL TOLERANCES FOR BASIC DIMENSIONED FEATURES ARE RELATIVE TO FIDUCIALS OR SOME SIMILAR DATUM REFERENCES DEFINED BY PCB DESIGNER.

10. PLATED THROUGH HOLES

11. SOLDER PADS

12. ALL THROUGH HOLE LAYOUTS ARE AS VIEWED FROM TOP OF PCB.

THIS DRAWING IS A CONTROLLED DOCUMENT.		DWN D. RYAN 06-22-00	<b>tyco</b> <b>Electronics</b> Tyco Electronics Corporation Harrisburg, PA 17105				
DIMENSIONS: INCHES		CHK M. STORRY 06-22-00					
	TOLERANCES UNLESS OTHERWISE SPECIFIED: 0 PLC ± - 1 PLC ± - 2 PLC ± .010 3 PLC ± .005 4 PLC ± - ANGLES ± 1° FINISH	APVD —	NAME RECEPTACLE ASSEMBLY, HORIZONTAL MOUNT, THROUGH HOLE, 1 ROW TO 2 ROW, .050 SPACING, PLASTIC OR METAL				
		PRODUCT SPEC —					
		APPLICATION SPEC —					
MATERIAL SEE NOTES		SEE NOTES	WEIGHT —	SIZE A2	CAGE CODE 0PJN9	DRAWING NO C=1589469	RESTRICTED TO —
			CUSTOMER DRAWING		SCALE 8:1	SHEET 2 of 2	REV T

# Mouser Electronics

Authorized Distributor

Click to View Pricing, Inventory, Delivery & Lifecycle Information:

[TE Connectivity:](#)

[2-1589469-0](#)