

4

3

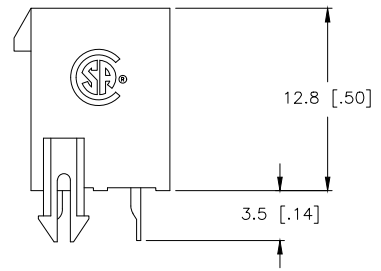
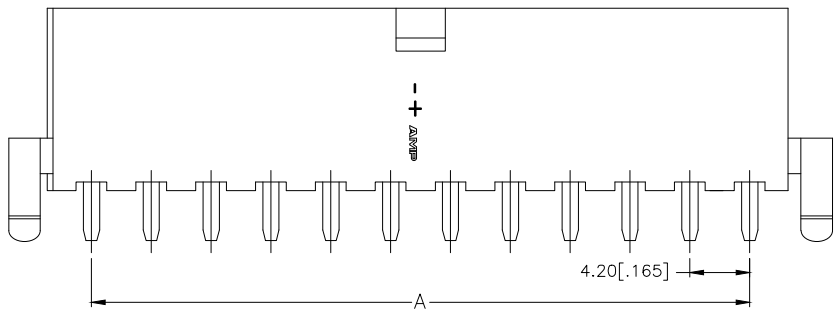
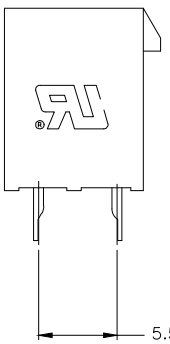
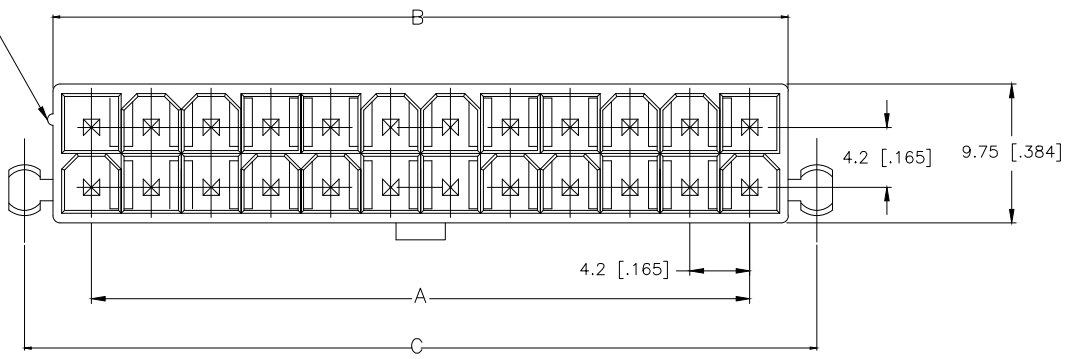
2

1

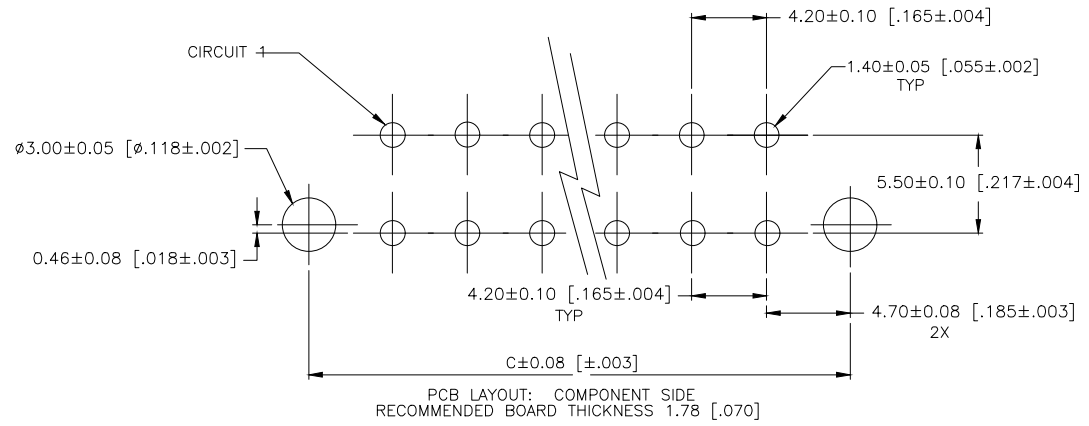
THIS DRAWING IS UNPUBLISHED. RELEASED FOR PUBLICATION
 © COPYRIGHT - By - ALL RIGHTS RESERVED.

LOC		DIST		REVISIONS				
P	LTR	DESCRIPTION	DATE	DWN	APVD			
B8		REVISED PER ECO-19-018165	29NOV2019	WH	DZ			

POSITION 1
IDENTIFICATION
FEATURE



- 1 MATERIAL: HOUSING-NYLON, UL94V-0 (COLOR-NATURAL, COLOR OF PARTS MAY VARY) CONTACTS-0.25 [0.010] THICK BRASS ALLOY.
- 2 CONTACT FINISH: 0.002032 [0.000080] MIN BRIGHT TIN OVER 0.000381 [0.000015] MIN NICKEL OVER ENTIRE CONTACT.
- 3 MATES WITH VAL-U-LOK(TM) RECEPTACLE HOUSINGS.
- 4 CONTACT FINISH: 0.000076 [0.000030] MIN GOLD PLATE ON PIN MATING SURFACE, 0.003 [0.00012] MIN TIN PLATE ON OTHER SURFACE, ALL OVER 0.00127 [0.00005] MIN NICKEL BASE PLATE.



PCB LAYOUT: COMPONENT SIDE
RECOMMENDED BOARD THICKNESS 1.78 [0.070]

2-1586040-4 SHOWN

THIS DRAWING IS A CONTROLLED DOCUMENT.		DWN S. HOOVER 25-SEP-2002	TE Connectivity	
		CHK D. COLEY 25-SEP-2002		
		APVD D. COLEY 25-SEP-2002	NAME	
DIMENSIONS: mm [INCHES]		PRODUCT SPEC		
		108-2112		
		APPLICATION SPEC		
		114-13172		
TOLERANCES UNLESS OTHERWISE SPECIFIED:		SIZE A2	CAGE CODE 00779	DRAWING NO. ©=1586040
0 PLC ±		WEIGHT -	RESTRICTED TO -	
1 PLC ± 0.5 [0.02]		SCALE N/A		SHEET 1 of 2
2 PLC ± 0.25 [0.010]		CUSTOMER DRAWING		REV B8
3 PLC ±				
4 PLC ±				
ANGLES ±				
MATERIAL 1				
FINISH SEE TABLE				



1586040

THIS DRAWING IS UNPUBLISHED. RELEASED FOR PUBLICATION
 © COPYRIGHT - By - ALL RIGHTS RESERVED.

LOC		DIST		REVISIONS				
P	LTR	DESCRIPTION	DATE	DWN	APVD			
-	-	SEE SHEET 1	-	-	-			

\triangle 4	24	46.2±0.25 [1.82±.01]	51.6 [2.03]	55.6 [2.19]	5-1586040-4
\triangle 4	22	42.0±0.25 [1.65±.01]	47.4 [1.87]	51.4 [2.02]	5-1586040-2
\triangle 4	20	37.8±0.25 [1.49±.01]	43.2 [1.70]	47.2 [1.86]	5-1586040-0
\triangle 4	18	33.6±0.25 [1.32±.01]	39.0 [1.54]	43.0 [1.69]	4-1586040-8
\triangle 4	16	29.4±0.25 [1.16±.01]	34.8 [1.37]	38.8 [1.53]	4-1586040-6
\triangle 4	14	25.2±0.25 [.99±.01]	30.6 [1.21]	34.6 [1.36]	4-1586040-4
\triangle 4	12	21.0±0.25 [.83±.01]	26.4 [1.04]	30.4 [1.20]	4-1586040-2
\triangle 4	10	16.8±0.13 [.66±.005]	22.2 [.87]	26.2 [1.03]	4-1586040-0
\triangle 4	8	12.6±0.13 [.50±.005]	18.0 [.71]	22.0 [1.03]	3-1586040-8
\triangle 4	6	8.4±0.13 [.33±.005]	13.8 [.54]	17.8 [.70]	3-1586040-6
\triangle 4	2		5.4 [.21]	9.4 [.37]	3-1586040-2
\triangle 4	4	4.2±0.13 [.17±.005]	9.6 [.38]	13.6 [.54]	3-1586040-4
\triangle 2	24	46.2±0.25 [1.82±.01]	51.6 [2.03]	55.6 [2.19]	2-1586040-4
\triangle 2	22	42.0±0.25 [1.65±.01]	47.4 [1.87]	51.4 [2.02]	2-1586040-2
\triangle 2	20	37.8±0.25 [1.49±.01]	43.2 [1.70]	47.2 [1.86]	2-1586040-0
\triangle 2	18	33.6±0.25 [1.32±.01]	39.0 [1.54]	43.0 [1.69]	1-1586040-8
\triangle 2	16	29.4±0.25 [1.16±.01]	34.8 [1.37]	38.8 [1.53]	1-1586040-6
\triangle 2	14	25.2±0.25 [.99±.01]	30.6 [1.21]	34.6 [1.36]	1-1586040-4
\triangle 2	12	21.0±0.25 [.83±.01]	26.4 [1.04]	30.4 [1.20]	1-1586040-2
\triangle 2	10	16.8±0.13 [.66±.005]	22.2 [.87]	26.2 [1.03]	1-1586040-0
\triangle 2	8	12.6±0.13 [.50±.005]	18.0 [.71]	22.0 [.87]	1586040-8
\triangle 2	6	8.4±0.13 [.33±.005]	13.8 [.54]	17.8 [.70]	1586040-6
\triangle 2	4	4.2±0.13 [.17±.005]	9.6 [.38]	13.6 [.54]	1586040-4
\triangle 2	2		5.4 [.21]	9.4 [.37]	1586040-2
FINISH	POS	A	B±0.25[.01]	C±0.38[.015]	PART NUMBER

THIS DRAWING IS A CONTROLLED DOCUMENT.

DIMENSIONS: mm [INCHES]	TOLERANCES UNLESS OTHERWISE SPECIFIED:	DWN S. HOOVER 25-SEP-2002	 TE Connectivity	
	0 PLC ± 1 PLC ± 0.5 [.02] 2 PLC ± 0.25 [.010] 3 PLC ± 4 PLC ± ANGLES ±	CHK D. COLEY 25-SEP-2002	PRODUCT SPEC 108-2112	
	MATERIAL 1	FINISH SEE TABLE	APVD D. COLEY 25-SEP-2002	NAME VERTICAL HEADER WITH PEGS, WITH DRAIN HOLES VAL-U-LOK(TM)
		SIZE A2	CAGE CODE 00779	DRAWING NO 1586040
		WEIGHT -	RESTRICTED TO -	SCALE N/A
		CUSTOMER DRAWING		SHEET 2 of 2
				REV B8

Mouser Electronics

Authorized Distributor

Click to View Pricing, Inventory, Delivery & Lifecycle Information:

[TE Connectivity:](#)

[1-1586040-4](#)