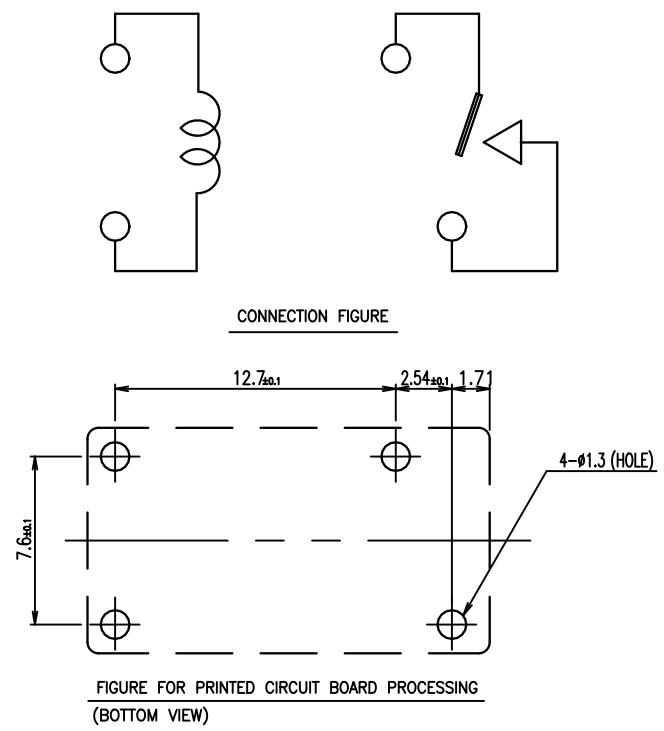
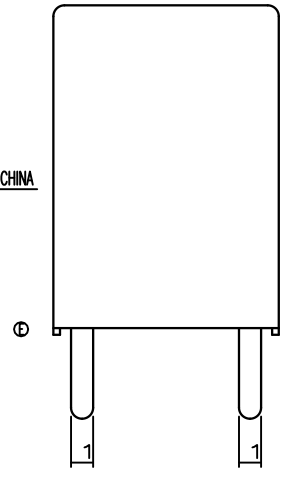
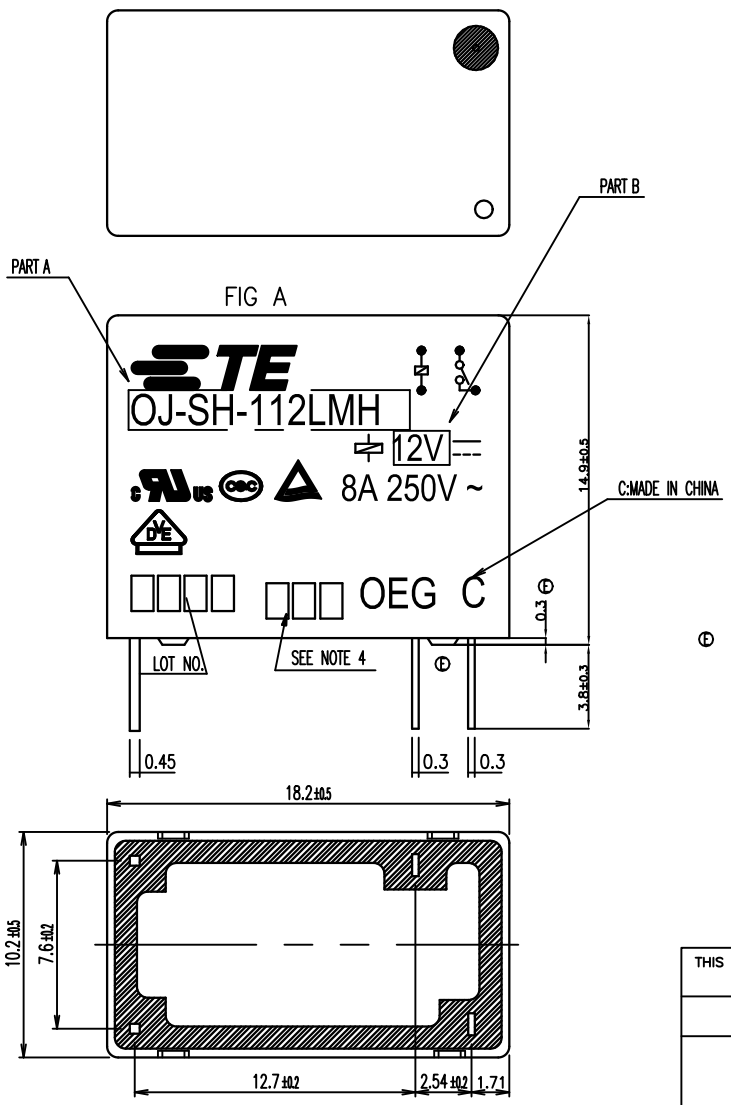


THIS DRAWING IS UNPUBLISHED. RELEASED FOR PUBLICATION
 © COPYRIGHT - By - TE CONNECTIVITY ALL RIGHTS RESERVED.

LOC	DIST	REVISIONS			
P	LTR	DESCRIPTION	DATE	DWN	APVD
E		REMOVED THE RIB ON THE BASE TO CASE ECO-15-011310	08-Dec-15	YS.H	HLC
E1		ADD NEW PN ECO-17-004477	17-Jan-18	WQ.Y	K.T



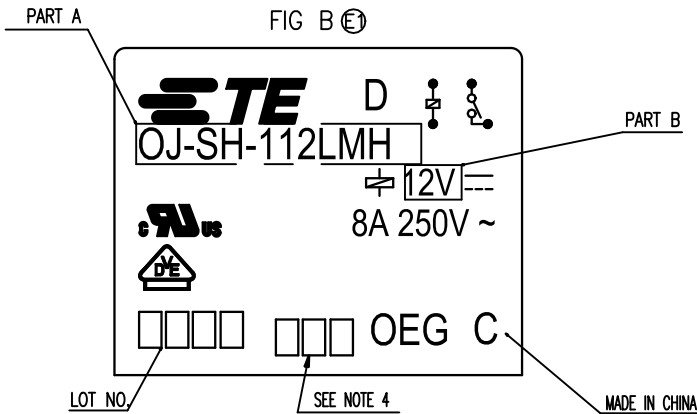
THIS DRAWING IS A CONTROLLED DOCUMENT.		DWN	H.Sasaki	
		CHK	Y.Oikawa	
		APVD	A.Nagai	
		PRODUCT SPEC	-	
		APPLICATION SPEC	-	
		WEIGHT	-	
		CUSTOMER DRAWING	-	
		SIZE	A3	00779
		DRAWING NO	1461247	
		RESTRICTED TO	-	
		SCALE	5:1	SHEET 1 OF 2
		REV	E.1	

THIS DRAWING IS UNPUBLISHED. RELEASED FOR PUBLICATION
 © COPYRIGHT - By - TE CONNECTIVITY ALL RIGHTS RESERVED.

LOC	DIST	REVISIONS			
P	LTR	DESCRIPTION	DATE	DWN	APVD
HB	-	SEE SHEET 1	-	-	-



MARKING SURFACE



NOTES:
 1. LOT NO. SYSTEM AS FOLLOWING:
 0 5 4 7 WEEK YEAR
 2. TERMINAL DIMENSION IS BEFORE SOLDER DIP;
 3. FOR THE TIN-PLATING OF THE PINS:
 +0.1mm FOR WIDTH, THICKNESS AND DIAMETER.
 +0.5mm FOR LENGTH.
 4. ADD LOT NO. SYSTEM AS FOLLOWING;
 I, DIGITS FOR DAY OF THE WEEK
 1...MONDAY IN THIS WEEK;
 2...TUESDAY IN THIS WEEK;

 7...SUNDAY IN THIS WEEK
 II, DIGITS FOR SHIFT OF THE DAY
 1...DAY SHIFT IN THIS DAY;
 2...NIGHT SHIFT IN THIS DAY;
 III, ONE CHARACTER DISTINGUISH THE LINE IDENTITY,
 SUCH AS: A,B,.....Z

FIG	PART NO	DESCRIPTION	PACKAGE SPEC.	PART B	PART A	TYPE
(E)	A 1461247-7	OJ-SH-112LMH	107-84030	12V	OJ-SH-112LMH	j
(E)	A 1461247-6	OJ-SH-105LMH	107-79010	5V	OJ-SH-105LMH	i
(E)	B 1461247-5	OJ-SH-112LMH	107-79010	12V	OJ-SH-112LMH	h
(E)	A 1461247-3	OJ-SH-124LMH	107-79010	24V	OJ-SH-124LMH	g
(E)	A 1419129-1	OJ-SH-118LMH	107-79010	18V	OJ-SH-118LMH	f
(E)	A 9-1419128-8	OJ-SH-112LMH	107-79010	12V	OJ-SH-112LMH	e
(E)	A 1461247-2	OJ-SH-109LMH	107-79010	9V	OJ-SH-109LMH	d
(E)	A 1461247-1	OJ-SH-106LMH	107-79010	6V	OJ-SH-106LMH	c
(E)	A 8-1419128-1	OJ-SH-105LMH	107-79010	5V	OJ-SH-105LMH	b
(E)	A 1461247-4	OJ-SH-103LMH	107-79010	3V	OJ-SH-103LMH	a

RELAY TYPE

INCOMBUSTIBILITY	TREATMENT	MATERIAL	DESCRIPTION	ITEM
		UV RESIN	SEAL (VENT HOLE)	16
		EPOXY RESIN	SEAL (BASE & BOBBIN)	15
		JUEW	MAGNETIC WIRE	14
94V-0		P.B.T	CASE	13
94V-0		P.B.T	BASE	12
94V-0		P.B.T	BOBBIN	11
	SOLDER DIP	C.P WIRE	COIL TERMINAL	10
94V-0		P.P.S	CARD	9
		Ag ALLOY	MOVABLE CONTACT	8
		Ag ALLOY	NO.CONTACT	7
		STEEL	HINGE SPRING	6
	SOLDER DIP	Cu ALLOY	NO.TERMINAL	5
	SOLDER DIP	Cu ALLOY	MOVABLE SPRING	4
	NIP	STEEL	CORE	3
	NIP	STEEL	ARMATURE	2
	NIP	STEEL	YOKE	1

THIS DRAWING IS A CONTROLLED DOCUMENT.

DWN	H.Sasaki	
CHK	Y.Oikawa	
APVD	A.Nagai	
PRODUCT SPEC		
APPLICATION SPEC		
WEIGHT		
CUSTOMER DRAWING		

SIZE: A3 CAGE CODE: 00779 DRAWING NO: 1461247 RESTRICTED TO: -

SCALE: 5:1 SHEET: 2 OF 2 REV: E1

Mouser Electronics

Authorized Distributor

Click to View Pricing, Inventory, Delivery & Lifecycle Information:

[TE Connectivity:](#)

[1461247-1](#)