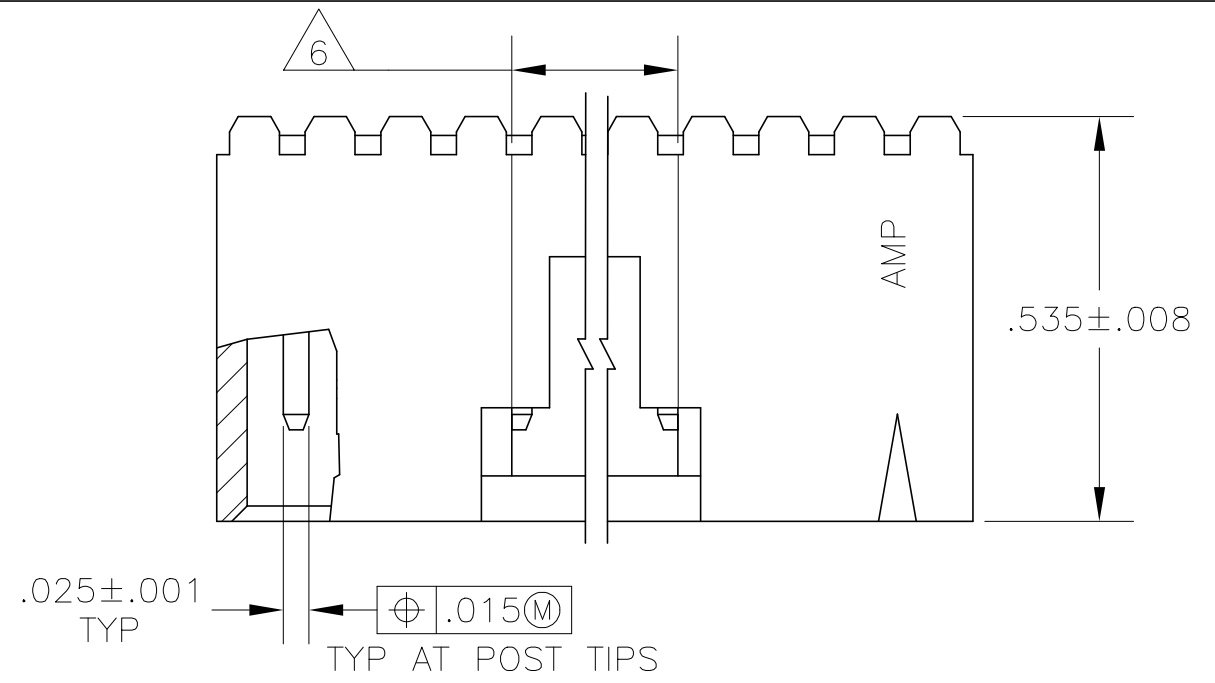
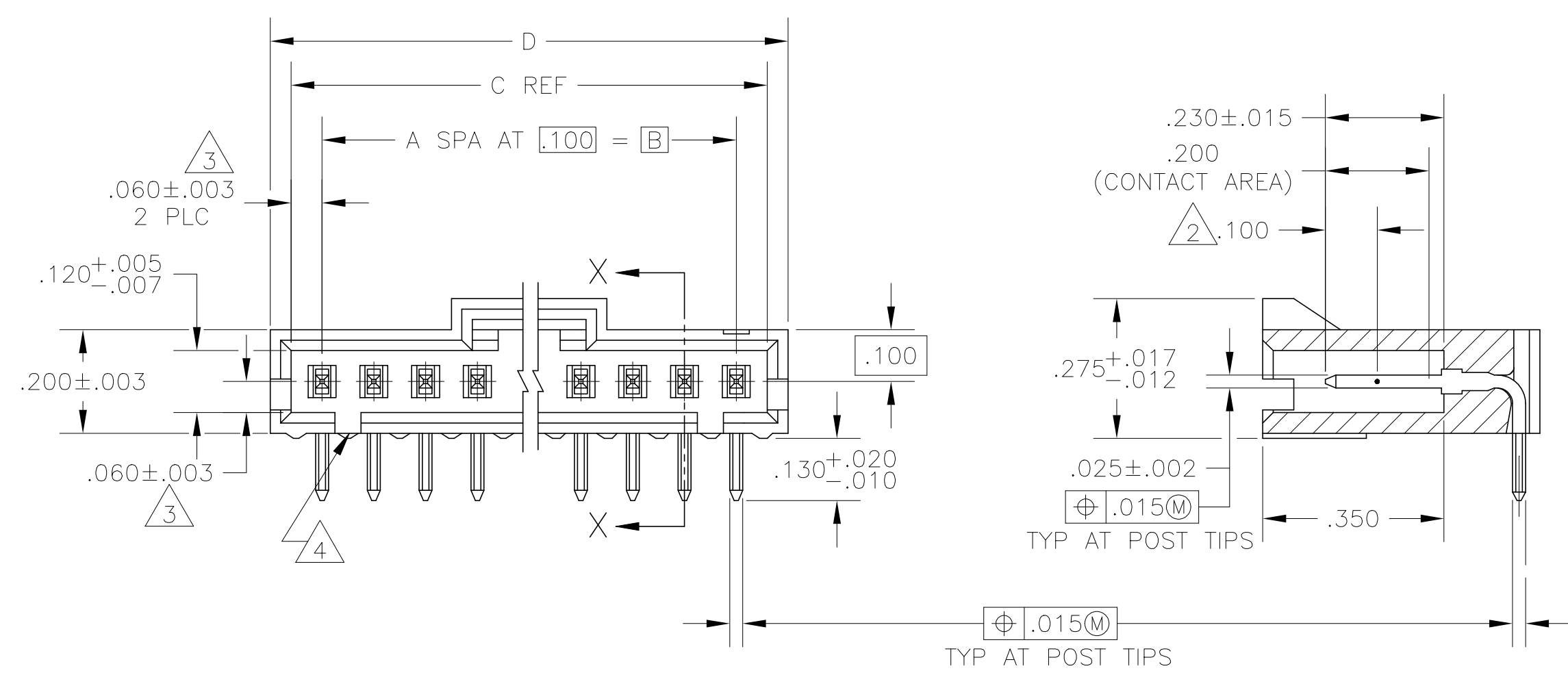


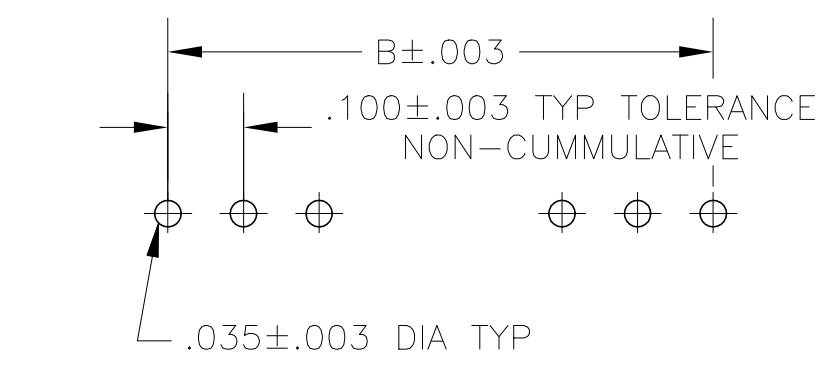
REVISIONS					
P	LTR	DESCRIPTION	DATE	DWN	APVD
N		REVISED PER ECO-17-002584	10APR2017	BDA	MM
P		REVISED PER ECO-20-001323	19JUN2020	SM	JO



- 1 .000030 GOLD IN THE CONTACT AREA, .000100-.000200 MATTE TIN-LEAD ON THE SOLDER TAIL, ALL OVER .000050 NICKEL
- 2 POINT OF MEASUREMENT FOR PLATING THICKNESS
- 3 THE NOTED DIMENSIONS APPLY FROM THE BASIC DIMENSION LINE (NOT THE POST CENTERLINE) TO THE SURFACE INDICATED
- 4 ON ASSEMBLIES WITH FOUR OR MORE POSITIONS, TWO POLARIZATION SLOTS. ON ASSEMBLIES WITH TWO OR THREE POSITIONS, ONE POLARIZATION SLOT.
- 5 OBSOLETE PARTS: OBSOLETE CIS STREAMLINING PER D.RENAUD/D.SINISI
- 6 .010 RECESS PERMISSIBLE IN THIS AREA FOR MOLD SHUT OFF



5	SUPERSEDED BY 7-104935-4	2.595	2.520	2.400	24	25	2-103906-4			
		2.495	2.420	2.300	23	24	2-103906-3			
5	SUPERSEDED BY 7-104935-2	2.395	2.320	2.200	22	23	2-103906-2			
5	SUPERSEDED BY 7-104935-1	2.295	2.220	2.100	21	22	2-103906-1			
5	SUPERSEDED BY 7-104935-0	2.195	2.120	2.000	20	21	2-103906-0			
		2.095	2.020	1.900	19	20	1-103906-9			
5	SUPERSEDED BY 6-104935-8	1.995	1.920	1.800	18	19	1-103906-8			
5	SUPERSEDED BY 6-104935-7	1.895	1.820	1.700	17	18	1-103906-7			
5	SUPERSEDED BY 6-104935-6	1.795	1.720	1.600	16	17	1-103906-6			
		1.695	1.620	1.500	15	16	1-103906-5			
5	SUPERSEDED BY 6-104935-4	1.595	1.520	1.400	14	15	1-103906-4			
		1.495	1.420	1.300	13	14	1-103906-3			
5	SUPERSEDED BY 6-104935-2	1.395	1.320	1.200	12	13	1-103906-2			
		1.295	1.220	1.100	11	12	1-103906-1			
		1.195	1.120	1.000	10	11	1-103906-0			
		1.095	1.020	.900	9	10	103906-9			
		.995	.920	.800	8	9	103906-8			
		.895	.820	.700	7	8	103906-7			
		.795	.720	.600	6	7	103906-6			
		.695	.620	.500	5	6	103906-5			
		.595	.520	.400	4	5	103906-4			
		.495	.420	.300	3	4	103906-3			
		.395	.320	.200	2	3	103906-2			
		.295	.220	.100	1	2	103906-1			
					D	C	B	A	NO OF POS	ASSEMBLY PART NUMBER



RECOMMENDED HOLE LAYOUT

SECTION X-X

THIS DRAWING IS A CONTROLLED DOCUMENT.		DWN LA MAYER 4-30-86	<b>STE</b> TE Connectivity	
DIMENSIONS: INCHES		CHK P deJONG 4-30-86		
TOLERANCES UNLESS OTHERWISE SPECIFIED:		APVD P deJONG 4-30-86	NAME	
0 PLC ± -		108-25034		
1 PLC ± -		APPLICATION SPEC		
2 PLC ± -		SIZE CAGE CODE DRAWING NO		
3 PLC ± .005		A2 00779 C=103906		
4 PLC ± -		RESTRICTED TO		
ANGLES ± -		WEIGHT		
MATERIAL HOUSING: FLAME RETARDANT LCP, COLOR-BLACK CONTACTS: BRASS		CUSTOMER DRAWING		
POST: 1		SCALE 4:1 SHEET 1 of 1 REV P		

# Mouser Electronics

Authorized Distributor

Click to View Pricing, Inventory, Delivery & Lifecycle Information:

[TE Connectivity:](#)

[103906-4](#)