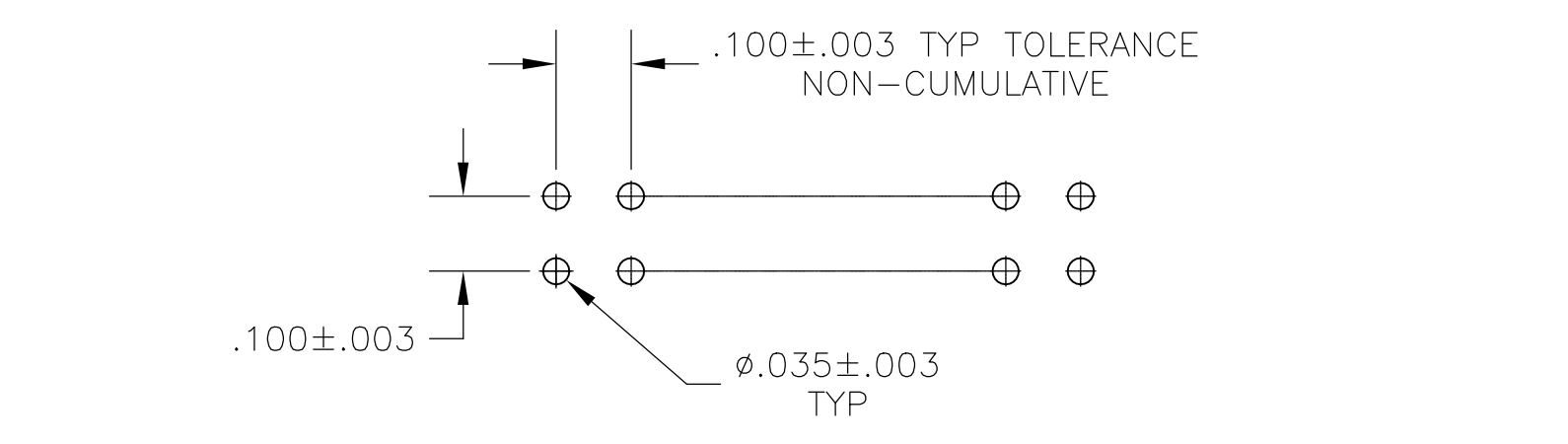
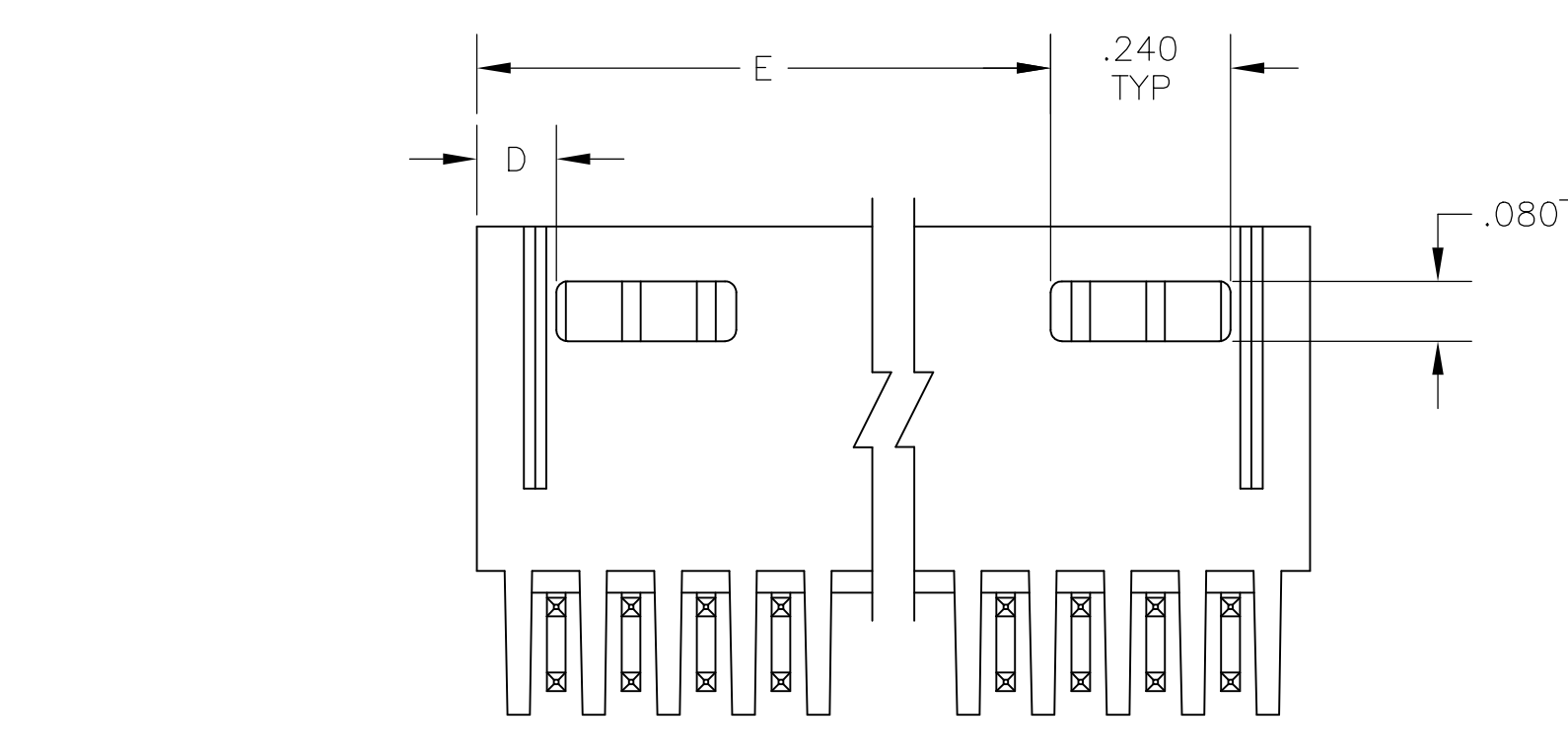
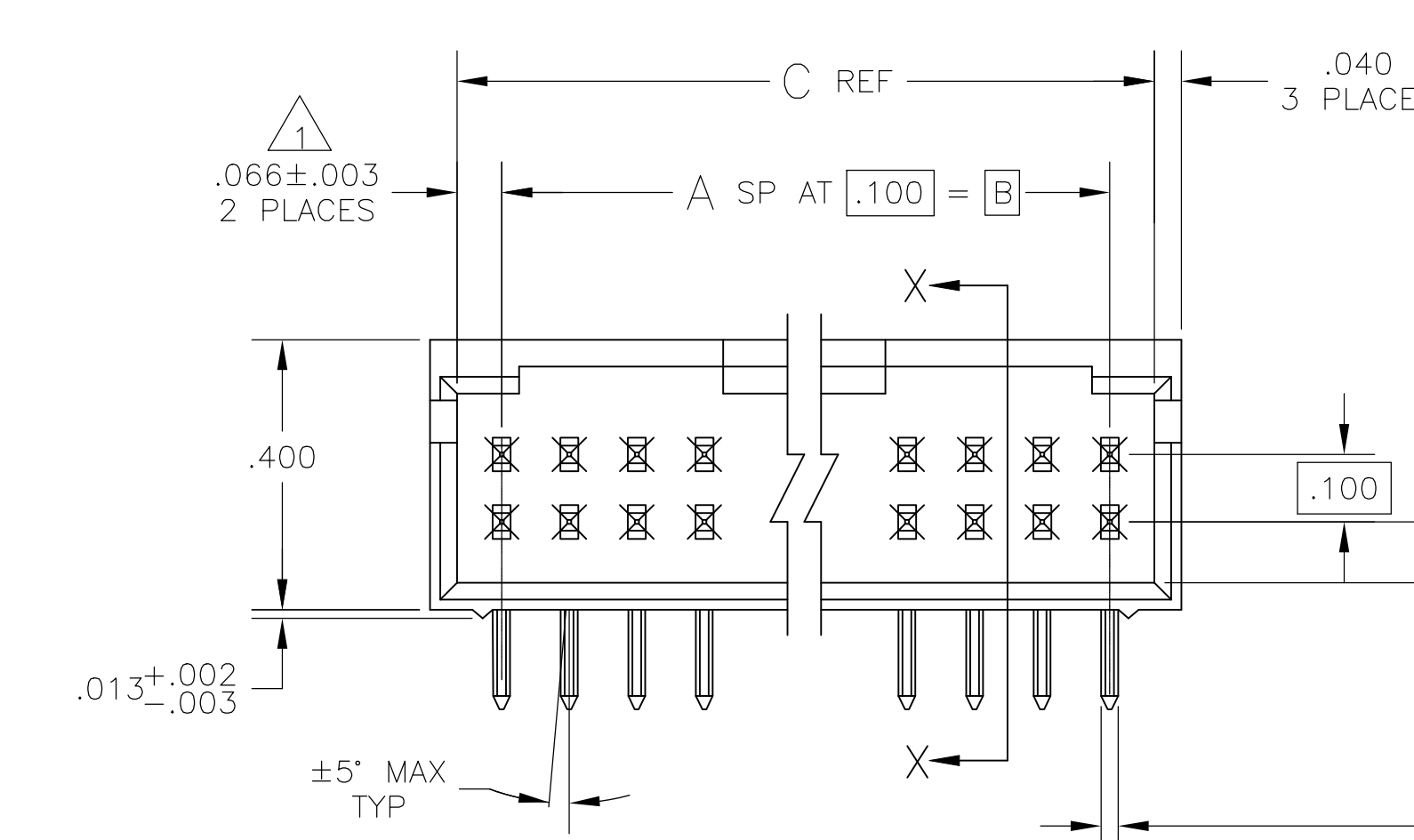
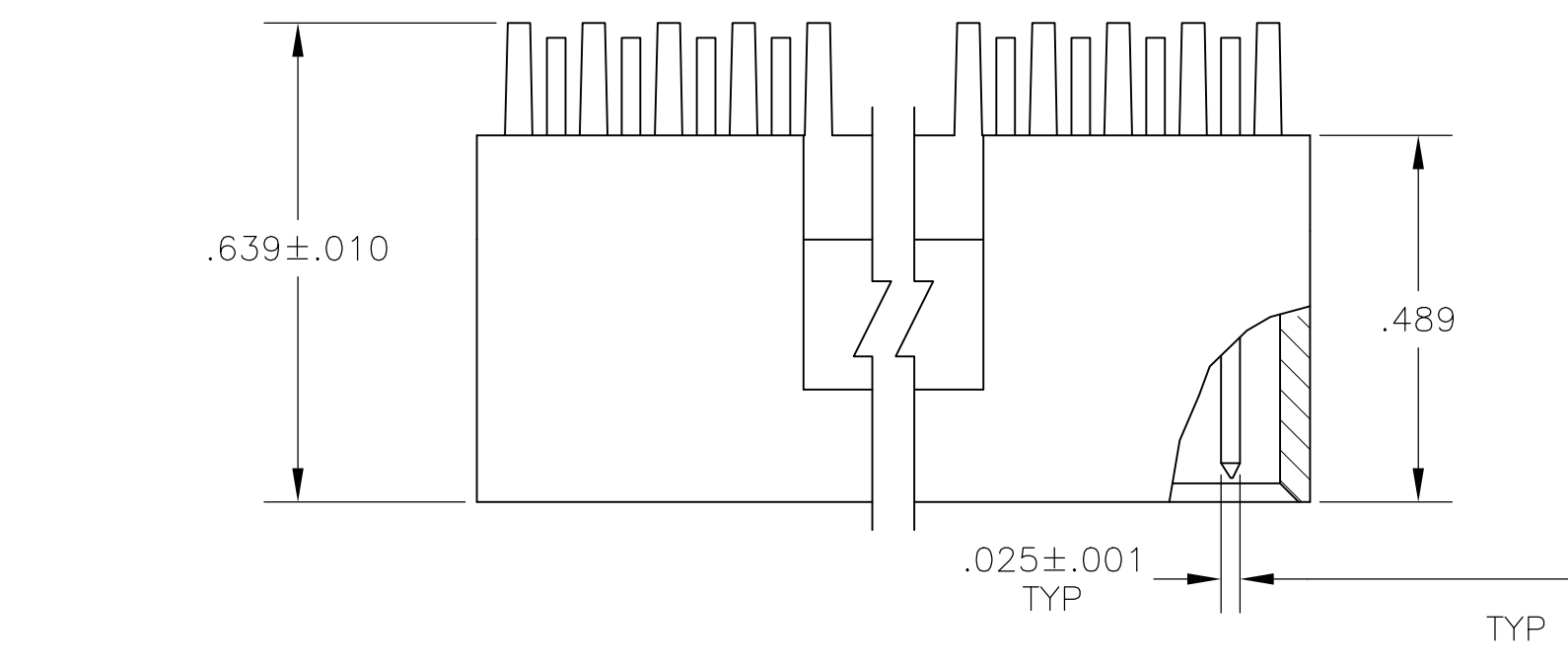
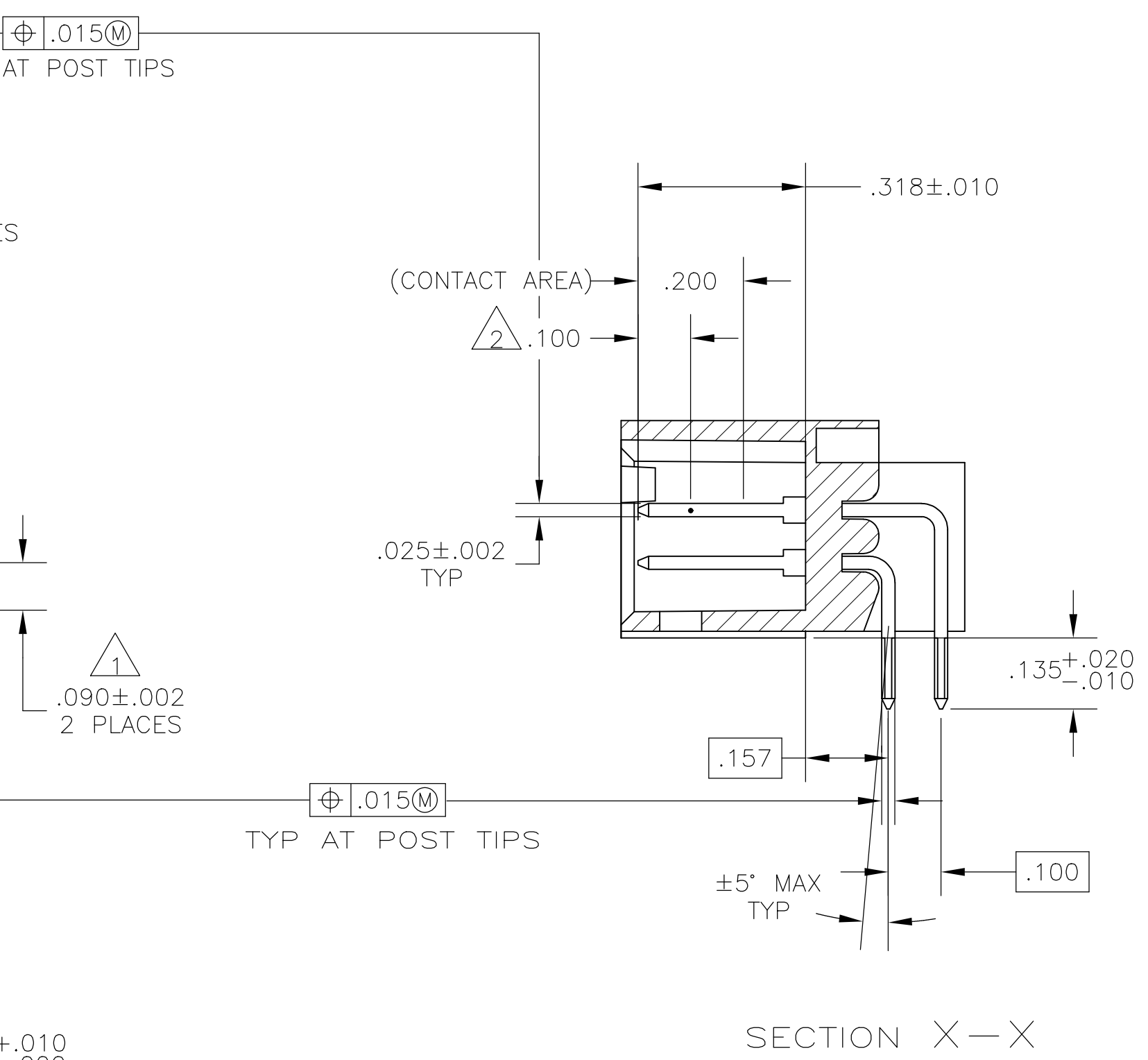


REVISIONS				
P	LTR	DESCRIPTION	DATE	APPD
K3		PART STATUS UPDATED IN PART LIST TABLE	19FEB2018	SD PS

- 1 THE NOTED DIMENSION APPLIES AT THE INTERSECTION OF THE POST AND HOUSING
- 2 POINT OF MEASUREMENT FOR PLATING THICKNESS.
- 3 PACKAGED IN SINGLE TUBES
- 4 POSTS: .000030 GOLD IN CONTACT AREA .000100-.000200 MATTE TIN LEAD ON SOLDER TAIL, ALL OVER .000050 NICKEL
- 5 POSTS: .000030 GOLD IN CONTACT AREA .000100-.000200 MATTE TIN ON SOLDER TAIL, ALL OVER .000050 NICKEL
- 6 OBSOLETE PARTS: OBSOLETE CIS STREAMLINING PER D.RENAUD/D.SINISI



RECOMMENDED HOLE LAYOUT



PLATING	E	D	C	B	A	NO OF POSN	ASSEMBLY PART NUMBER
6	3.506	.106	3.732	3.600	36	74	8-103166-6
6	3.406	.106	3.632	3.500	35	72	8-103166-4
6	3.306	.106	3.532	3.400	34	70	8-103166-3
6	3.206	.106	3.432	3.300	33	68	8-103166-2
6	3.106	.106	3.332	3.200	32	66	8-103166-1
6	3.006	.106	3.232	3.100	31	64	8-103166-0
6	2.906	.106	3.132	3.000	30	62	7-103166-9
6	2.806	.106	3.032	2.900	29	60	7-103166-8
6	2.706	.106	2.932	2.800	28	58	7-103166-7
6	2.606	.106	2.832	2.700	27	56	7-103166-6
6	2.506	.106	2.732	2.600	26	54	7-103166-5
6	2.406	.106	2.632	2.500	25	52	7-103166-4
6	2.306	.106	2.532	2.400	24	50	7-103166-3
6	2.206	.106	2.432	2.300	23	48	7-103166-2
6	2.106	.106	2.332	2.200	22	46	7-103166-1
6	2.006	.106	2.232	2.100	21	44	7-103166-0
6	1.906	.106	2.132	2.000	20	42	6-103166-9
6	1.806	.106	2.032	1.900	19	40	6-103166-8
6	1.706	.106	1.932	1.800	18	38	6-103166-7
6	1.606	.106	1.832	1.700	17	36	6-103166-6
6	1.506	.106	1.732	1.600	16	34	6-103166-5
6	1.406	.106	1.632	1.500	15	32	6-103166-4
6	1.306	.106	1.532	1.400	14	30	6-103166-3
6	1.206	.106	1.432	1.300	13	28	6-103166-2
6	1.106	.106	1.332	1.200	12	26	6-103166-1
6	1.006	.106	1.232	1.100	11	24	6-103166-0
6	.906	.106	1.132	1.000	10	22	5-103166-9
6	.806	.106	1.032	.900	9	20	5-103166-8
6	.706	.106	.932	.800	8	18	5-103166-7
6	.606	.106	.832	.700	7	16	5-103166-6
6	.506	.106	.732	.600	6	14	5-103166-5
6	.406	.106	.632	.500	5	12	5-103166-4
6	.306	.106	.532	.400	4	10	5-103166-3
6	.206	.106	.432	.300	3	8	5-103166-2
6	.106	.106	.332	.200	2	6	5-103166-1
6	.106	.106	.332	.200	2	6	3-103166-6
6	3.506	.106	3.732	3.600	36	74	3-103166-5
6	3.406	.106	3.632	3.500	35	72	3-103166-4
6	3.306	.106	3.532	3.400	34	70	3-103166-3
6	3.206	.106	3.432	3.300	33	68	3-103166-2
6	3.106	.106	3.332	3.200	32	66	3-103166-1
6	3.006	.106	3.232	3.100	31	64	3-103166-0
6	2.906	.106	3.132	3.000	30	62	2-103166-9
6	2.806	.106	3.032	2.900	29	60	2-103166-8
6	2.706	.106	2.932	2.800	28	58	2-103166-7
6	2.606	.106	2.832	2.700	27	56	2-103166-6
6	2.506	.106	2.732	2.600	26	54	2-103166-5
6	2.406	.106	2.632	2.500	25	52	2-103166-4
6	2.306	.106	2.532	2.400	24	50	2-103166-3
6	2.206	.106	2.432	2.300	23	48	2-103166-2
6	2.106	.106	2.332	2.200	22	46	2-103166-1
6	2.006	.106	2.232	2.100	21	44	2-103166-0
6	1.906	.106	2.132	2.000	20	42	1-103166-9
6	1.806	.106	2.032	1.900	19	40	1-103166-8
6	1.706	.106	1.932	1.800	18	38	1-103166-7
6	1.606	.106	1.832	1.700	17	36	1-103166-6
6	1.506	.106	1.732	1.600	16	34	1-103166-5
6	1.406	.106	1.632	1.500	15	32	1-103166-4
6	1.306	.106	1.532	1.400	14	30	1-103166-3
6	1.206	.106	1.432	1.300	13	28	1-103166-2
6	1.106	.106	1.332	1.200	12	26	1-103166-1
6	1.006	.106	1.232	1.100	11	24	1-103166-0
6	.906	.106	1.132	1.000	10	22	103166-9
6	.806	.106	1.032	.900	9	20	103166-8
6	.706	.106	.932	.800	8	18	103166-7
6	.606	.106	.832	.700	7	16	103166-6
6	.506	.106	.732	.600	6	14	103166-5
6	.406	.106	.632	.500	5	12	103166-4
6	.306	.106	.532	.400	4	10	103166-3
6	.206	.106	.432	.300	3	8	103166-2
6	.106	.106	.332	.200	2	6	103166-1

THIS DRAWING IS A CONTROLLED DOCUMENT.

DIMENSIONS: INCHES	TOLERANCES UNLESS OTHERWISE SPECIFIED:	0 PLC ± .005	1 PLC ± .005	2 PLC ± .005	3 PLC ± .005	4 PLC ± .005	ANGLES ± .005
--------------------	--	--------------	--------------	--------------	--------------	--------------	---------------

MATERIAL: HOUSING: PLATE RETARDANT THERMOPLASTIC; COLOR: BLACK; POSTS: PHOS BRONZE; FINISH: SEE TABLE

TE Connectivity
HDR ASSY, MOD II, SHROUDED, 4 SIDES, DBL ROW, .100X.100 WITH .025 SQ POSTS

SCALE: 4:1 SHEET 1 OF 1 REV: K3

Mouser Electronics

Authorized Distributor

Click to View Pricing, Inventory, Delivery & Lifecycle Information:

[TE Connectivity:](#)

[103166-4](#)