

ACT24MC04SD [V001] ✓ ACTIVE

DEUTSCH | DEUTSCH 38999 Series III Composite Connectors

TE Internal #: YACT24MC04SDV00100

DEUTSCH 38999 Series III Composite Connectors, Standard Circular Connectors, Cable-to-Panel, 4 Position, Sealable, Wire & Cable

[View on TE.com >](#)



Connectors > Circular Connectors > Standard Circular Connectors



Connector System: **Cable-to-Panel**

Number of Positions: **4**

Sealable: **Yes**

Connector & Contact Terminates To: **Wire & Cable**

Contact Current Rating (Max): **13 A**

Features

Product Type Features

Product Type	Connector
Assembly Type	Electrical Connector
Connector System	Cable-to-Panel
Sealable	Yes
Connector & Contact Terminates To	Wire & Cable
Circular Connector Type	Receptacle
Shell Type	Jam Nut Receptacle

Configuration Features

Keying & Polarized Position Locations	D
Factory Installed Backshell	No
Keying	Keyway Polarization D
Number of Positions	4
Number of Power Positions	4
Number of Signal Positions	0
Contacts Preloaded	No

Electrical Characteristics

Voltage	1800 Vrms
---------	-----------



Operating Voltage	600 VAC
-------------------	---------

Body Features

Feedthrough Type	No
Environmental Protection Type	Elastomer Sealed
Entry Style	Rear Insertion
Peripheral Seal Material	Silicone
Environmental Protection	Yes
Weight	17.6 g[.0389 lb]
O-Ring Material	Silicone
Fluid Type	Coolanol 25, M2-V, MIL-DTL-5624 (JP-4,JP-5), MIL-DTL-83133 (JP-8), MIL-PRF-23699, MIL-PRF-5606, MIL-PRF-7808, SEA-AMS1424 Type I
Shell Plating Material	Electroless Nickel
Shell Base Material	Composite
Circular Connector Insulation Material Type	Hard Dielectric/Silicone
Hermetically Sealed	No

Contact Features

Contact Quantity (Size 16)	4
Contact Current Rating (Max)	13 A
Reverse Gender	No
Contact Layout Arrangement	C04
Circular Connector Contact Type	Socket

Mechanical Attachment

Mating Retention Type	Triple Start Threaded
Panel Mount Feature	With
Panel Mount Feature Type	Jam Nut
Connector Mounting Type	Panel Mount
Polarization Code	D
Mating Alignment Type	Keyed
Mating Retention	With

Housing Features

Circular Connector Shell Size	13
Alignment Keyed	Clocking



Dimensions

Panel Thickness	1.58 – 3.2 mm [.062 – .126 in]
Accepts Wire Insulation Diameter Range	1.65 – 2.77 mm [.065 – .109 in]
Assembly Length	33 mm [1.3 in]
Wire Size	.52 – 1.31 mm ²

Usage Conditions

Fluid Resistance	Yes
Operating Temperature Range	-65 – 200 °C [-85 – 392 °F]

Operation/Application

Durability Rating	500 Cycles
Circuit Application	Power
Shielded	Yes

Packaging Features

Packaging Quantity	1
--------------------	---

Other

Position Locations Omitted	All
----------------------------	-----

Product Compliance

[For compliance documentation, visit the product page on TE.com>](#)

EU RoHS Directive 2011/65/EU	Compliant with Exemptions
EU ELV Directive 2000/53/EC	Compliant with Exemptions
China RoHS 2 Directive MIIT Order No 32, 2016	Restricted Materials Above Threshold
EU REACH Regulation (EC) No. 1907/2006	Current ECHA Candidate List: JUL 2021 (219) Candidate List Declared Against: JAN 2021 (211) SVHC > Threshold: Pb (1.2% in Contact Lead-Copper Alloy) Decamethylcyclopentasiloxane (D5) (5% in Insert Subassembly) Article Safe Usage Statements: Do not eat, drink or smoke when using this product. Wash thoroughly after handling. Recycle if possible and dispose of the article by following all applicable governmental regulations relevant to your geographic location.
Halogen Content	Not Yet Reviewed for halogen content
Solder Process Capability	Not reviewed for solder process capability


Product Compliance Disclaimer

This information is provided based on reasonable inquiry of our suppliers and represents our current actual knowledge based on the information they provided. This information is subject to change. The part numbers that TE has identified as EU RoHS compliant have a maximum concentration of 0.1% by weight in homogenous materials for lead, hexavalent chromium, mercury, PBB, PBDE, DBP, BBP, DEHP, DIBP, and 0.01% for cadmium, or qualify for an exemption to these limits as defined in the Annexes of Directive 2011/65/EU (RoHS2). Finished electrical and electronic equipment products will be CE marked as required by Directive 2011/65/EU. Components may not be CE marked. Additionally, the part numbers that TE has identified as EU ELV compliant have a maximum concentration of 0.1% by weight in homogenous materials for lead, hexavalent chromium, and mercury, and 0.01% for cadmium, or qualify for an exemption to these limits as defined in the Annexes of Directive 2000/53/EC (ELV). Regarding the REACH Regulation, the information TE provides on SVHC in articles for this part number is based on the latest European Chemicals Agency (ECHA) 'Guidance on requirements for substances in articles' posted at this URL: <https://echa.europa.eu/guidance-documents/guidance-on-reach>

Compatible Parts

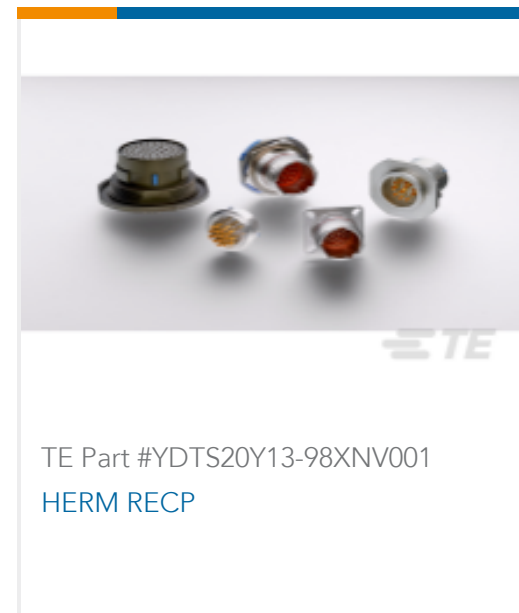



Also in the Series | DEUTSCH 38999 Series III Composite Connectors



Customers Also Bought





Documents

Product Drawings

[JAM NUT RECEPTACLE](#)

English

Datasheets & Catalog Pages

[DEUTSCH MIL-DTL-38999 Connectors Quick Reference Guide](#)

English

Mouser Electronics

Authorized Distributor

Click to View Pricing, Inventory, Delivery & Lifecycle Information:

[TE Connectivity:](#)

[D38999/24MC04SD](#)