


**Miniature PCB Relay REL**

- 1 pole 5 A, 1 form A (NO) contact
- Low height 12.0mm
- Especially suited for applications white goods, consumer electronics, etc.
- Plastic materials according to IEC 60335-1 (domestic appliances)



Typical applications  
PLC's, timers, temperature control, I/O cards, white goods.



**Approvals**

VDE Cert. No. 40010579, UL E214025  
Technical data of approved types on request.

**Contact Data**

Contact arrangement	1 form A (NO)
Rated voltage	250VAC
Max. switching voltage	400VAC
Rated current	5A
Limiting making current, max 4s, duty factor 10%	15A
Contact material	AgNi 90/10
Frequency of operation	
with/without load	360/72000 ops./h
Operate/release time max.	10/5ms
Bounce time max.	4ms

**Contact ratings**

Type	Contact	Load	Cycles
<b>IEC 61810</b>			
REL34	A (NO)	5A, 250VAC, $\cos\phi=1$ , 85°C	100x10 <sup>3</sup>
REL34	A (NO)	3A, 400VAC, $\cos\phi=1$ , 85°C	400x10 <sup>3</sup>
<b>UL 508</b>			
REL34	A (NO)	5A, 250VAC, resistive, 85°C	100x10 <sup>3</sup>
Mechanical endurance	>10x10 <sup>6</sup> operations		

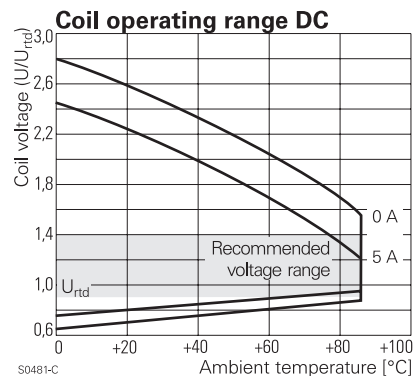
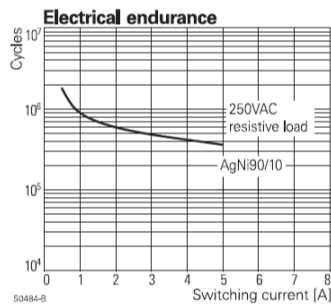
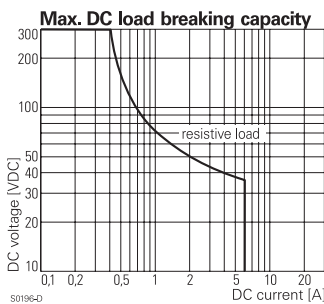
**Coil Data**

Coil voltage range	5 to 48VDC
Operative range, IEC 61810	2
Coil insulation system according UL1446	F

**Coil versions, DC coil**

Coil code	Rated voltage VDC	Operate voltage VDC	Release voltage VDC	Coil resistance $\Omega \pm 10\%^{1)}$	Rated coil power mW
5	5	3.75	0.5	70	357
6	6	4.5	0.6	100	360
12	12	9.0	1.2	400	360
24	24	18.0	2.4	1600	360
36	36	27.0	3.6	3600 <sup>1)</sup>	360
48	48	36.0	4.8	6400 <sup>1)</sup>	360

<sup>1)</sup> Coil resistance  $\pm 15\%$ .  
All figures are given for coil without pre-energization, at ambient temperature +23°C.  
Other coil voltages on request.



**Insulation Data**

<b>Initial dielectric strength</b>	
between open contacts	1000V <sub>ms</sub>
between contact and coil	3000V <sub>ms</sub>
<b>Initial insulation resistance</b>	
open contact circuit	>10x10 <sup>9</sup> Ω
coil-contact circuit	>10x10 <sup>9</sup> Ω
<b>Clearance/creepage</b>	
between contact and coil	≥4/4mm
Material group of insulation parts	IIIa

**Miniature PCB Relay REL** (Continued)

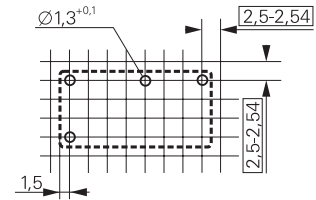
**Other Data**

Material compliance: EU RoHS/ELV, China RoHS, REACH, Halogen content refer to the Product Compliance Support Center at [www.te.com/customer-support/rohssupportcenter](http://www.te.com/customer-support/rohssupportcenter)

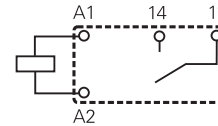
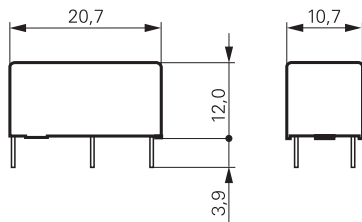
Resistance to heat and fire	according EN60335, par.30
Ambient temperature	-40 to +85°C
Category of environmental protection	IEC 61810
	RTII - flux proof
Shock resistance (destructive)	100 g
Terminal type	PCB-THT
Weight	5g
Resistance to soldering heat THT	270°C/10s
	IEC 60068-2-20
Packaging/unit	tube/25 pcs., box/500 pcs.

**PCB layout / terminal assignment**

Bottom view on solder pins



**Dimensions**



**Product code structure**

Typical product code **REL 3 4 024**

<b>Type</b>	<b>REL</b> Miniature PCB Relay REL
<b>Contact arrangement</b>	<b>3</b> 1 form A (NO) contact
<b>Contact material</b>	<b>4</b> AgNi 90/10
<b>Coil</b>	Coil code: please refer to coil versions table

Product code	Version	Contacts	Contact material	Coil	Part Number
REL34006	flux proof	1 form A	AgNi90/10	6VDC	3-1415535-5
REL34012		1 NO contact		12VDC	3-1415535-6
REL34024				24VDC	3-1415535-7
REL34048				48VDC	3-1415535-8

# Mouser Electronics

Authorized Distributor

Click to View Pricing, Inventory, Delivery & Lifecycle Information:

[TE Connectivity:](#)

[3-1415535-7](#)