


Power PCB Relay OSZ

- 1 pole, 16A, 1 form A (NO)
- UL TV-8 Rating available
- Meet 4000V dielectric voltage between coil and contacts
- Meet 7000V surge voltage between coil and contacts

Typical applications
TV, home appliances



Approvals

UL E58304, CSA LR48471-70, TuV R50122965, CQC 07001021335
Technical data of approved types on request

Contact Data

Contact arrangement	1 form A (NO)
Rated voltage	250VAC
Max. switching voltage	24VDC, 250VAC
Rated current	16A
Switching power	4000VA, 380W
Contact material	AgSnO
Min. recommended contact load	100mA, 5VDC
Initial contact resistance	100mΩ at 1A, 6VDC
Frequency of operation, with/without load	1800/18000h ⁻¹
Operate/release time max.	20/10ms
Electrical endurance	
16A, 240VAC, resistive,	30x10 ³ ops.
Contact ratings	16A, 240VAC/30VDC, TV-8, 125VAC
Mechanical endurance	10x10 ⁶ operations

Coil Data

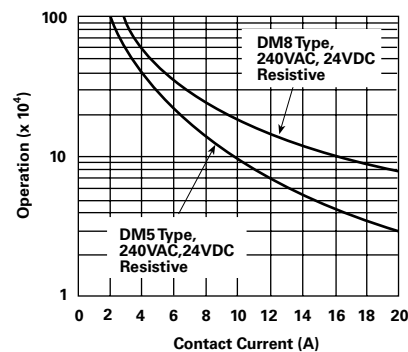
Coil voltage range	5 to 48VDC
Coil insulation system according UL	class 105 (A)

Coil versions, DC coil

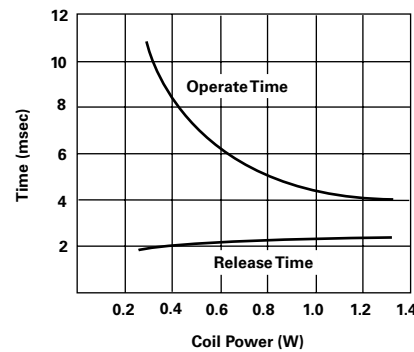
Coil code	Rated voltage VDC	Operate voltage VDC	Release voltage VDC	Coil resistance Ω±10%	Rated power mW
05	5	3.75	0.25	47	540
06	6	4.50	0.3	68	540
09	9	6.75	0.45	155	540
12	12	9.00	0.6	270	540
24	24	18.00	1.2	1100	540
48	48	36.00	2.4	4400	540

All figures are given for coil without pre-energization, at ambient temperature +23°C.

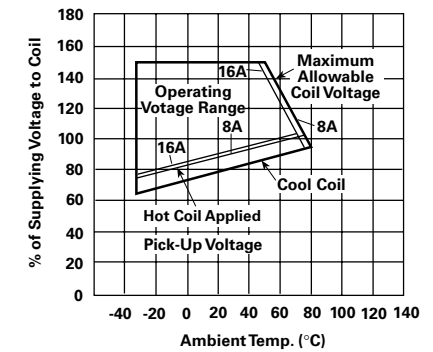
Electrical endurance



Operate time



Coil operative range



Insulation Data

Initial dielectric strength	
between open contacts	1000V _{rms}
between contact and coil	4000V _{rms}
Initial surge withstand voltage	
between contact and coil	7000V
Initial insulation resistance	1000MΩ
Clearance/creepage	
between contact and coil	7/7mm

Power PCB Relay OSZ (Continued)

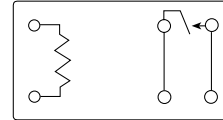
Other Data

Material compliance: EU RoHS/ELV, China RoHS, REACH, Halogen content refer to the Product Compliance Support Center at www.te.com/customersupport/rohssupportcenter

Ambient temperature	-30 to 60°C
Category of environmental protection	IEC 61810
	RTII - flux proof, RTIII - wash tight
Vibration resistance (functional)	10 to 50Hz, 1.5mm double amplitude
Shock resistance (functional)	IEC 60068-2-27 (half sine)
	98m/s ² , 11ms
Terminal type	PCB-THT
Weight	13g
Resistance to soldering heat THT	IEC 60068-2-20
	260°C/5s
Packaging/unit	box/1000 pcs.

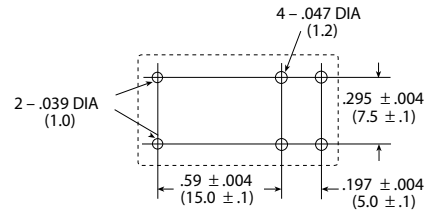
Terminal assignment

Bottom view on solder pins

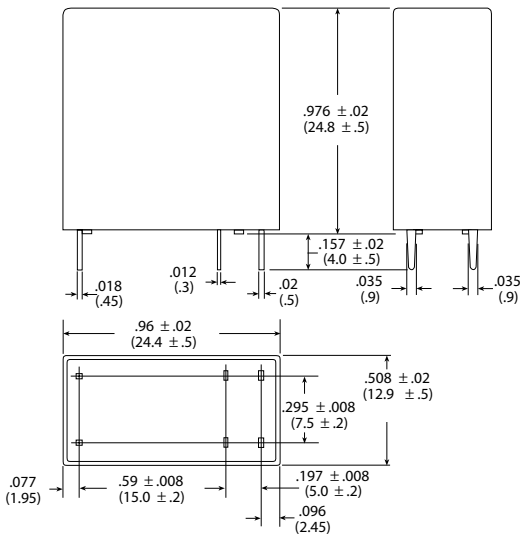


PCB layout

Bottom view on solder pins



Dimensions



Product code structure

Typical product code **OSZ -SS -1 12 D M 8 ,000**

Type	OSZ Power PCB Relay OSZ
Sealing	SS Flux proof SH Wash tight
Pole	1 1pole
Coil	Coil Coil code: please refer to coil versions table
Coil power	D Standard, 540mW
Contact arrangement	M 1 form A (NO)
UL Rating	8 TV-8 Rating
Suffix	,000 Standard

Product code	Version	Contact	Cont.material	Coil power	Coil voltage	Sealing	Part number
OSZ-SS-105DM8,000	16A	1 form A (NO)	AgSnO	540mW	5VDC	Flux proof	7-1419124-3
OSZ-SS-112DM8,000					12VDC		7-1419124-4
OSZ-SS-124DM8,000					24VDC		7-1419124-5
OSZ-SH-105DM8,000					5VDC	Wash tight	1461389-4
OSZ-SH-112DM8,000					12VDC		7-1419124-1
OSZ-SH-124DM8,000					24VDC		8-1440003-4

Mouser Electronics

Authorized Distributor

Click to View Pricing, Inventory, Delivery & Lifecycle Information:

[TE Connectivity:](#)

[OSZ-SS-112DM8,000](#) [OSZ-SS-105DM8,000](#) [OSZ-SS-124DM8,000](#)