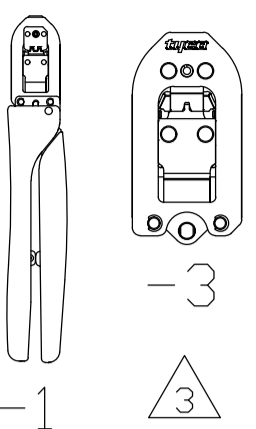
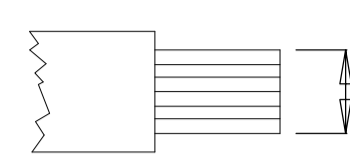
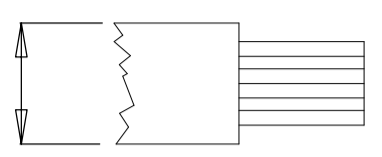
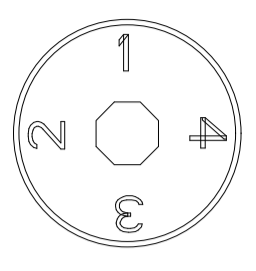
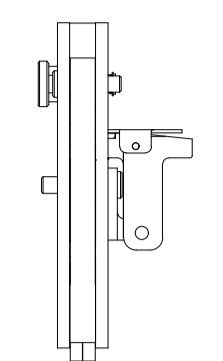
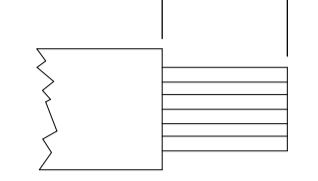

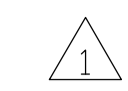
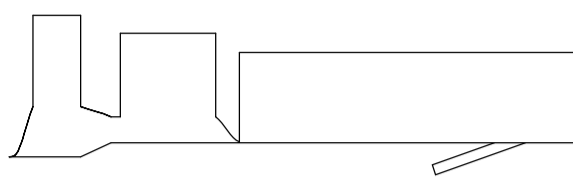
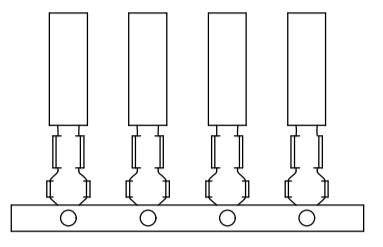



TOOL NUMBER 	WIRE SIZE mm ² [AWG] 	INSULATION DIAMETER mm [in.] 	INSUL. ADJ. 	FLIP LOCATOR 	STRIP LENGTH mm [in.] 	CRIMP HEIGHT mm [in.] 	CONTACT PART NUMBERS 		CONTACT DESCRIP.	APPLIC. SPECIF.
							LOOSE PIECE 	STRIP FORM 		
91507-1 91507-3	0.20-0.50 [24-20]	1.14-1.78 [.045-.070]	NO	NO	3.56 ± 0.39 [.140 ± .0155]	0.84 ± 0.05 [.033 ± .002]	60789-[] 61276-[]	60598-[] 61119-[]	.058 DIAMETER PC CONTACT	114-1008
91526-1 91526-3	0.12-0.38 [26-22] 0.50-0.96 [20-18]	1.27-2.92 [.050-.115]	YES	NO	3.96 ± 0.38 [.156 ± .015]	0.71 ± 0.057 [.028 ± .002] 0.97 ± 0.057 [.038 ± .002]	350666-[] 640545-[] 640580-[] 641300-[]	350665-[] 350967-[] 350969-[] 641294-[]	MINIATURE RECTANGULAR CONTACTS	114-1014
91531-1 91531-3	0.12-0.35 PIN [26-22] 0.12-0.35 RECP [26-22]	0.91-1.37 [.036-.054]	YES	YES	3.56 ± 0.38 [.140 ± .015]	0.76 ± 0.05 [.030 ± .002]	104505-3 104505-5 104505-7 531216-2 104480-7 531216-4 104480-8 530553-3 104480-9 530553-5 1-104480-4 530553-7 1-104480-5 531224-7 1-104480-6	104505-2 104505-4 104505-6 531216-1 104480-1 1-104480-7 531216-3 104480-2 530553-3 104480-3 530553-5 104480-4 530553-7 1-104480-2 531224-6 1-104480-3	TANDEM SPRING Contacts	114-25021
91534-1 91534-3	0.12-0.24 [26-24]	0.64-1.27 [.025-.050]	YES	NO	3.96 ± 0.38 [.156 ± .015]	0.71 ± 0.05 [.028 ± .002]	640579-[] 794001-[]	350968-[] 794000-[]	MINIATURE RECTANGULAR CONTACTS	114-1014
91535-1 91535-3	0.20-0.35 [24-22] 0.50-0.56 [20]	1.22-2.03 [.048-.080]	YES	NO	3.56 ± 0.38 [.140 ± .015]	0.84 ± 0.05 [.033 ± .002] 0.99 ± 0.05 [.039 ± .002]	531477-3 583853-9 531477-5 1-583853-1 583853-4 583853-5	531477-1 583853-3 531477-2 583853-7 531477-4 583853-8 583853-1 1-583853-0 583853-2 1-583853-3	TWIN LEAF CONTACTS	114-9004
91537-1 91537-3	0.12-0.22 [26-24] 0.30-0.35 [22]	1.02-1.42 [.040-.056] 1.02-1.75 [.040-.069] 1.02-1.42 [.040-.056] 1.02-1.75 [.040-.069]	NO	NO	3.18 ± 0.38 [.125 ± .015]	0.622 ± .038 [.0245 ± .0015] 0.71 ± 0.05 [.028 ± .002]	86561-[] 88067-[] 86571-[] 181270-[] 86658-2 86657-2 86561-[] 88067-[] 86571-[] 181270-[] 86658-2 86657-2	86557-[] 88067-2 86566-[] 86557-[] 88067-2 86566-[] 86656-2 86655-2	FLEXIBLE FLAT CABLE CONNECTORS	114-16003 114-16007 114-16015 114-20004
91538-1 91538-3	0.05-0.56 [30-20]	0.76-2.16 [.030-.085]	NO	NO	5.16 ± 0.38 [.203 ± .015]	1.09 ± 0.05 [.043 ± .002]	SEE INSTRUCTION SHEET 408-10274		TYPE II SCREW MACHINE CONTACT	114-10026

 LIST OF APPLIED CONTACT PART NUMBERS MAY NOT BE COMPLETE AND IS SUBJECT TO CHANGE. FOR CURRENT INFORMATION ON TERMINAL PART NUMBERS, CONTACT THE TOOLING ASSISTANCE CENTER : 1-800-722-1111.

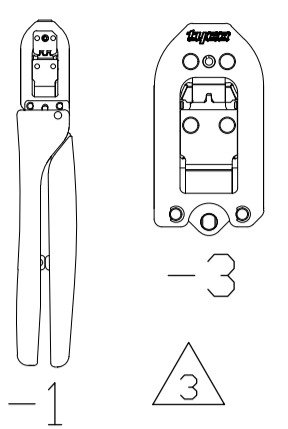
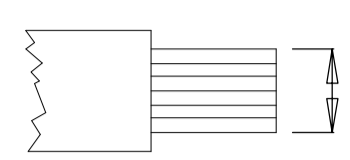
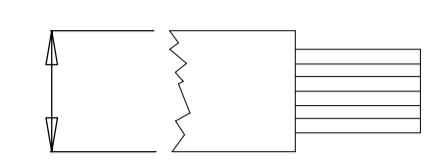
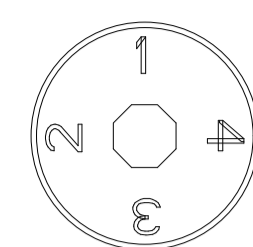
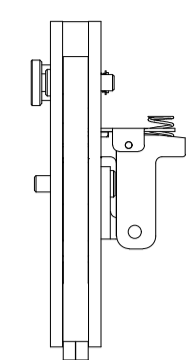
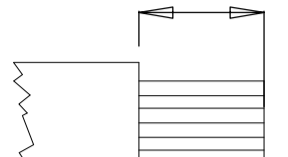


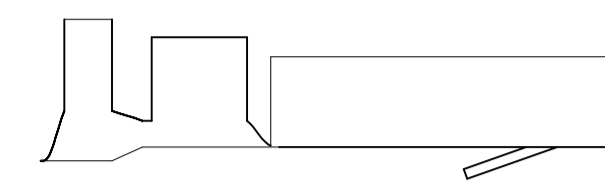
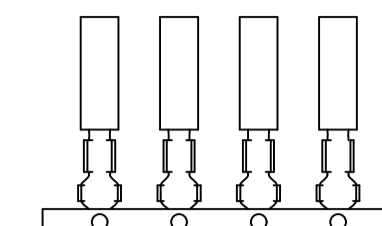
 -1 IS A CERTI-CRIMP II HAND TOOL ASSEMBLY. -3 IS A CERTI-CRIMP II HEAD SUB-ASSEMBLY.


4. THE HAND TOOL INSTRUCTION SHEET, ALSO KNOWN AS AN "IS", FOR MOST CERTI-CRIMP II TOOLS USE IS 408-8547. IF THE TOOL HAS A FLIP LOCATOR USE IS 408-10414. THE 91538-1 AND -3 TOOL USE IS 408-10274.

CERTI-CRIMP II DATA SHEET

DWN M. YOUNGER 21FEB2012		MATERIAL -		HEAT TREAT -	
CHK B.A. WOLFE 22FEB2012		APVD B.A. WOLFE 22FEB2012		NAME B.A. WOLFE	
DIMENSIONS: mm		TOLERANCES UNLESS OTHERWISE SPECIFIED:		ANGLES: -	
0 PLC ± -		1 PLC ± -		SURFACE TEXTURE: √	
2 PLC ± -		3 PLC ± -		SCALE: -	
4 PLC ± -		DRAWING NO: 1583011		SHEET 1 OF 9	
REVISION RECORD		DATE		DWN	
F22 REVISED		01/2020		AW SS	

THIS DRAWING IS A CONTROLLED DOCUMENT. DRAW NO 1583011

TOOL NUMBER 	WIRE SIZE mm ² [AWG] 	INSULATION DIAMETER mm [in.] 	INSUL. ADJ. 	FLIP LOCATOR 	STRIP LENGTH mm [in.] 	CRIMP HEIGHT mm [in.] 	CONTACT PART NUMBERS 				CONTACT DESCRIP.	APPLIC. SPECIF.
							LOOSE PIECE 		STRIP FORM 			
91539-1 91539-3	0.30-0.89 [22-18]	-	NO	NO	6.35 ± 0.38 [250 ± .015]	1.60 ± 0.05 [0.63 ± .002]	PIN -	SOCKET 201751-[]	COLOR: GREEN BARREL BLUE SHOULDER		TYPE II SCREW MACHINE CONTACT	114-10026
	2x0.75 [2x18]	-					PIN 202725-[]	SOCKET 202726-[]	COLOR: BLUE SHOULDER			
	0.75-1.42 [18-16]	-					PIN 200681-[] 200336-[] 204274-[] 204219-[] 207893-[]	SOCKET 201589-[] 200333-[] 207896-[] 130743-1	COLOR: BLUE BARREL BLUE SHOULDER			
	2.00-2.27 [14]	-					PIN 201645-[] 201570-[]	SOCKET 201568-[]	COLOR: VIOLET BARREL BLUE SHOULDER			
91540-1 91540-3	0.12-0.35 [26-22]	0.91-1.42 [0.36-.056]	YES	NO	3.56 ± 0.38 [140 ± .015]	0.76 ± 0.05 [0.30 ± .002]	530553-5	531216-2	530553-1	530553-6	TANDEM SPRING & MINI-TANDEM SPRING CONTACTS	114-25021
	0.03-0.09 [32-28]	0.64-1.37 [0.25-.054]					530553-7	531216-4 531224-7	530553-2 530553-4	531216-1 531216-3		
91544-1 91544-3	0.20-0.35 [24-22]	1.58 MAX [0.62] MAX	YES	NO	3.96 ± 0.38 [156 ± .015]	0.724 ± 0.051 [0.285 ± .002]	164169-[]	203802-[]	164153-[]	203801-[]	TYPE XI CONTACT	114-10002
	0.50-0.56 [20]						164170-[]	203816-[]	164155-[]	203815-[]		
91546-1 91546-3	0.50-0.89 [20-18]	2.03-2.54 [0.80-1.00]	NO	NO	4.76 ± 0.38 [188 ± .015]	1.42 ± 0.05 [0.56 ± .002]	41667		41650		TAPER PIN CONTACT	114-7006
91547-1 91547-3	0.20-0.35 [24-22]	1.02-1.52 [0.40-.060]	NO	NO	3.18 ± 0.38 [125 ± .015]	0.89 ± 0.05 [0.35 ± .002]	41661 41662	41663	41278 41640	41646 66113-3	TAPER PIN CONTACT	114-7006
91555-1 91555-3	0.20-0.56 [24-20]	1.02-1.78 [0.40-.070]	NO	NO	2.92-3.68 [115-145]	0.991 ± 0.038 [0.39 ± .0015]	66010-[] 531586-6		66005-[] 531586-3		AMP-BLADE RECEPTACLE CONTACT	108-9202
	2x0.2 DR 2x0.3 [2x24 DR 2x22]	2.79 [110] MAX TOTAL										


 LIST OF APPLIED CONTACT PART NUMBERS MAY NOT BE COMPLETE AND IS SUBJECT TO CHANGE. FOR CURRENT INFORMATION ON TERMINAL PART NUMBERS, CONTACT THE TOOLING ASSISTANCE CENTER : 1-800-722-1111.

2. AMP, CERTI-CRIMP & AMP-BLADE ARE TRADEMARKS.

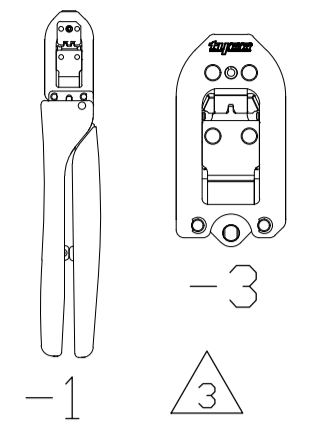
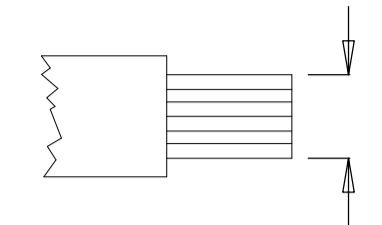
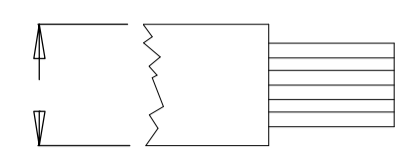
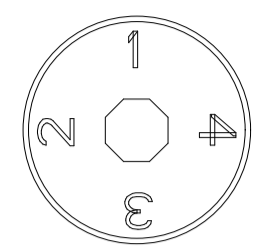
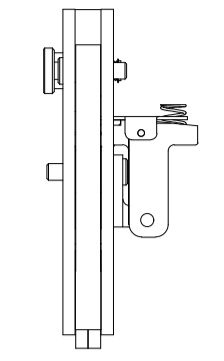
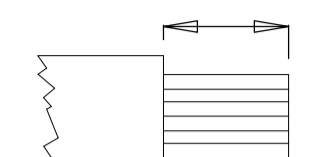


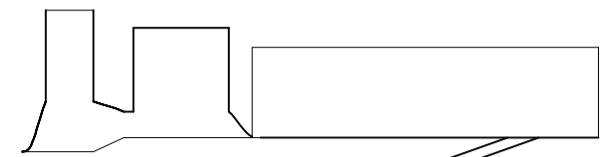
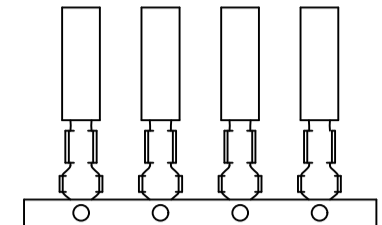
 -1 IS A CERTI-CRIMP II HAND TOOL ASSEMBLY. -3 IS A CERTI-CRIMP II HEAD SUB-ASSEMBLY.


4. THE HAND TOOL INSTRUCTION SHEET, ALSO KNOWN AS AN "IS", FOR MOST CERTI-CRIMP II TOOLS USE IS 408-8547. IF THE TOOL HAS A FLIP LOCATOR USE IS 408-10414. THE 91538-1 AND -3 TOOL USE IS 408-10274.


CERTI-CRIMP II DATA SHEET

DWN: M. YOUNGER 21FEB2012		MATERIAL: -	HEAT TREAT: -
CHK: B.A. WOLFE 22FEB2012			
APVD: B.A. WOLFE 22FEB2012		 TE Connectivity	
NAME: CERTI-CRIMP II TOOL DATA SHEET MISCELLANEOUS CONTACTS			
SCALE: -	SIZE: A1	DRAWING NO: 1583011	SHEET 2 of 9 REV F21

THIS INFORMATION IS CONFIDENTIAL AND PROPRIETARY TO TE. IT IS TO BE USED ONLY FOR THE PURPOSES SPECIFIED IN THE DRAWING. IT IS NOT TO BE REPRODUCED, COPIED, OR TRANSMITTED IN ANY FORM OR BY ANY MEANS, ELECTRONIC OR MECHANICAL, INCLUDING PHOTOCOPYING, RECORDING, OR BY ANY INFORMATION STORAGE AND RETRIEVAL SYSTEM, WITHOUT AUTHORIZATION FROM TE. www.te.com

TOOL NUMBER 	WIRE SIZE mm ² [AWG] 	INSULATION DIAMETER mm [in.] 	INSUL. ADJ. 	FLIP LOCATOR 	STRIP LENGTH mm [in.] 	CRIMP HEIGHT mm [in.] 	CONTACT PART NUMBERS 				CONTACT DESCRIP.	APPLIC. SPECIF.
							LOOSE PIECE 		STRIP FORM 			
91354-1	1.94-2.15 [14]	2.18-3.94 [.086-.155]	NO	NO	4.8-5.6 [.189-.220]	1.70 ± 0.05 [.067 ± .002]	9-1437846-0		.040" [DUAL CONTACT] SBEC 1 MM TERMINAL	114-13039		
91355-1	0.32-0.38 [22]	1.50-1.75 [.059-.069]	NO	NO	4.8-5.6 [.189-.220]	1.10 ± 0.05 [.043 ± .002]	9-1437846-1		.040" [DUAL CONTACT] SBEC 1 MM TERMINAL	114-13039		
	0.81-0.96 [18]	1.70-3.00 [.067-.118]				1.45 ± 0.05 [.057 ± .002]	9-1437846-2					
91356-1	1.28-1.42 [16]	2.18-2.41 [.086-.095]	NO	NO	4.8-5.6 [.189-.220]	1.32 ± 0.05 [.052 ± .002]	1456004-1		1 MM TERMINAL	114-13039		
91357-1	0.50-0.60 [20]	1.70-1.93 [.067-.076]	NO	NO	4.8-5.6 [.189-.220]	1.05 ± 0.05 [.041 ± .002]	1456004-2		1 MM TERMINAL	114-13039		
	0.81-0.96 [18]	1.90-2.25 [.075-.089]				1.15 ± 0.05 [.045 ± .002]	1456004-1					
91599-1	0.20-0.22 [24]	0.96-1.12 [.038-.044]	NO	NO	2.5-3.3 [.100-.130]	0.79 ± 0.05 [.031 ± .002]	1604735-1		FUSE CLIP	N/A		
1725061-1	0.30-0.35 [22]	1.34-1.60 [.053-.063]	NO	NO	3.8-4.8 [.150-.189]	1.55 ± 0.13 [.061 ± .005]	ASCO PN: 280019-001		ASCO REDHAT	N/A		
1804573-1	0.50-0.56x2 [20x2]	1.27-1.83 [.050-.072]	NO	NO	2.9-3.7 [.115-.145]	1.11 ± 0.05 [.043 ± .002]	66026-2	66021-2	AMP BLADE RECEPT.	108-9201		
1804573-3		1.73-2.29 [.065-.090]				0.99 ± 0.05 [.039 ± .002]						
1213783-1	0.12-0.37 (26-22)	1.20-1.90 (.047-.075)	NO	NO	3.2 ± 0.5 (.12 ± .02)	0.83 ± 0.04 (.033 ± .002)	175153	175155	175149	175151	UNIVERSAL POWER CONTACT	114-5142
	0.50-0.89 (20-18)	1.70-2.70 (.067-.106)				1.13 ± 0.05 (.044 ± .002)	175154	175156	175150	175152		
	1.25-1.42 (16)	2.50-3.30 (.098-.130)				1.43 ± 0.05 (.056 ± .002)						


 LIST OF APPLIED CONTACT PART NUMBERS MAY NOT BE COMPLETE AND IS SUBJECT TO CHANGE. FOR CURRENT INFORMATION ON TERMINAL PART NUMBERS, CONTACT THE TOOLING ASSISTANCE CENTER : 1-800-722-1111.


 -1 IS A CERTI-CRIMP II HAND TOOL ASSEMBLY. -3 IS A CERTI-CRIMP II HEAD SUB-ASSEMBLY.

4. THE HAND TOOL INSTRUCTION SHEET, ALSO KNOWN AS AN "IS", FOR MOST CERTI-CRIMP II TOOLS USE IS 408-8547. IF THE TOOL HAS A FLIP LOCATOR USE IS 408-10414. THE 91538-1 AND -3 TOOL USE IS 408-10274.

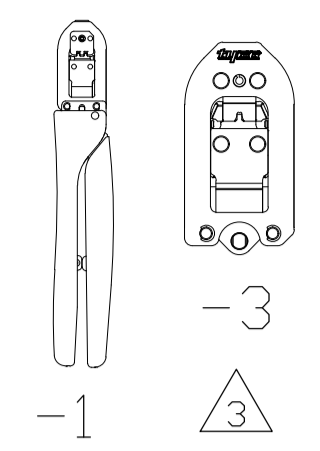
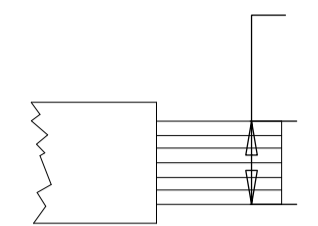
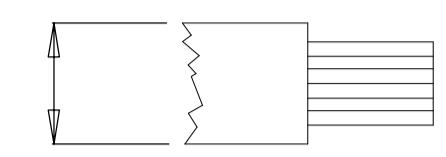
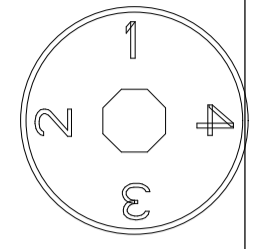
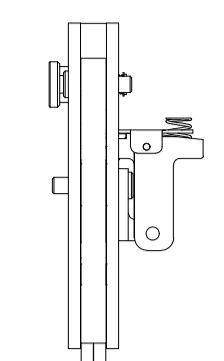
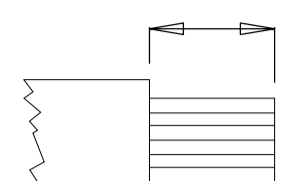
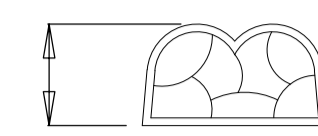

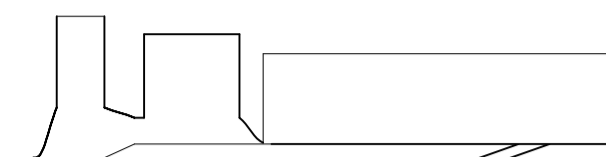
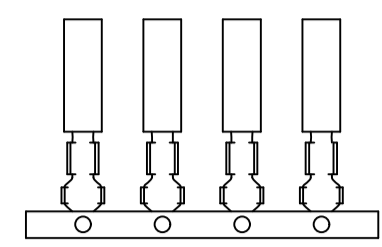
2. AMP, CERTI-CRIMP & AMP-BLADE ARE TRADEMARKS.


CERTI-CRIMP II DATA SHEET

DWG: M. YOUNGER 21FEB2012		MATERIAL: -		HEAT TREAT: -	
CHK: B.A.WOLFE 22FEB2012		APVD: B.A. WOLFE 22FEB2012		 TE Connectivity	
NAME: B.A. WOLFE		CERTI-CRIMP II TOOL DATA SHEET MISCELLANEOUS CONTACTS			
SCALE: -		SIZE: A1		DRAWING NO: 1583011	
SHEET: 3		OF: 9		REV: F21	


DIMENSIONS: mm		TOLERANCES UNLESS OTHERWISE SPECIFIED:	
0 PLC	± .-	1 PLC	± .-
1 PLC	± .-	2 PLC	± .-
2 PLC	± .-	3 PLC	± .-
3 PLC	± .-	4 PLC	± .-
ANGLES: -		SURFACE TEXTURE: 	

P	TR	REVISION RECORD	DATE	DWG	APVD
-	-	SEE SHEET 1	-	-	-

TOOL NUMBER 	WIRE SIZE mm ² [AWG] 	INSULATION DIAMETER mm [in.] 	INSUL. ADJ. 	FLIP LOCATOR 	STRIP LENGTH mm [in.] 	CRIMP HEIGHT mm [in.] 	CONTACT PART NUMBERS 		CONTACT DESCRIP.	APPLIC. SPECIF.
							LOOSE PIECE 	STRIP FORM 		
1901760-1 1901760-3	0.30-0.56 [22-20]	1.5-2.4 [.059-.094]	NO	NO	4.0 ± 0.2 [.156 ± .008]	0.99 ± 0.14 [.039 ± .003]	1-170321-1	1-170291-1	DUAL LINK INTERLOCK CONN.	114-5045
1901771-1 1901771-3	0.50-0.96 [20-18] 0.12-0.38 [26-22]	1.27-2.92 [.050-.115]	YES	NO	4.0 ± 0.4 [.156 ± .015]	0.97 ± 0.05 [.039 ± .002] 0.71 ± 0.05 [.028 ± .002]	350037 350036	350019 350018	MINIATURE RECTANGULAR CONTACT	114-1014
1901786-1 1901786-3	0.03-0.09 [32-28]	0.64-1.52 [.025-.060] 0.64-1.37 [.025-.054]	YES	NO	3.96-3.18 [.156-.125]	0.53 ± 0.05 [.021 ± .002]	530901-3 104506-[]	530901-2 104506-[]	MINI TANDEM SPRING RCPT AMPMODU MTE PIN	114-25021 114-25026
1901798-1 1901798-3	0.20-0.38 [24-22] 0.5-0.6 [20]	0.97-1.57 [.038-.062] 1.27-2.54 [.050-.100]	YES	NO	3.96 [.156]	0.89 ± 0.05 [.035 ± .002] 1.02 ± 0.05 [.040 ± .002]	-	867052-[]	LOCKING CLIP .025-IN. SQUARE CONTACT	114-25006
1901829-1 1901829-3	INSULATION PIERCING SEE INSULATION DIAMETER	1.40 [.055] 1.02 [.040]	NO	NO	USE UNSTRIPPED WIRE	1.27 ± 0.05 [.050 ± .002] 1.17 ± 0.05 [.046 ± .002]	102348-2 102348-3	87107-5 87107-6	MOD IV CRIMP SNAP-IN RCPT	114-25003
1901957-1 1901957-3	0.05-0.15 [30-26] 0.12-0.35 [26-22]	1.0-1.9 [.039-.075] 0.9-1.5 [.035-.059]	YES	NO	2.5 ± 0.5 [.098 ± .020]	0.71-0.86 [.028-.034] 0.59-0.73 [.023-.029]	171612-[] 171611-[]	171610-[] 171609-[]	AMP-ULTREX 2.5mm/2.54mm PITCH RECEPTACLE CONTACT	114-5077
1901963-1 1901963-3	1.28-2.15 [16-14] 0.50-0.96 [20-18]	3.3-4.6 [.130-.180] 2.5-4.6 [.100-.180]	YES	NO	6.35 ± 1.60 [.250 ± .062]	1.68 ± 0.08 [.066 ± .003] 1.40 ± 0.08 [.055 ± .003]	SOCKET PIN 350388-1 350389-1	SOCKET PIN 61626-1 61627-1	.140 MATE-N-LOK PIN AND SOCKET	114-1007
1976150-1	0.50-1.00 [24-20] 0.21-0.56 [32-26]	1.80 MAX [.071 MAX] 1.27 MAX [.050 MAX]	YES	NO	4.37 ± 0.25 [.172 ± .010]	0.94 ± 0.05 [.037 ± .002] 0.978 ± 0.050 [.0385 ± .0020]	-	86497-2 86008-1	HI PRESSURE AMPMODU (INVERTED)	114-25010
2217748-1	0.80-0.50 [18-20] 1.40 [16]	1.7-2.7 [.067-.106]	YES	NO	5.10 ± 0.40 [.200 ± .016]	1.22 ± 0.05 [.048 ± .002] 1.40 ± 0.050 [.055 ± .0020]	770854-1	770520-1	AMPSEAL	114-16016


 LIST OF APPLIED CONTACT PART NUMBERS MAY NOT BE COMPLETE AND IS SUBJECT TO CHANGE. FOR CURRENT INFORMATION ON TERMINAL PART NUMBERS, CONTACT THE TOOLING ASSISTANCE CENTER : 1-800-722-1111.


2. AMP, CERTI-CRIMP & AMP-BLADE ARE TRADEMARKS.

 -1 IS A CERTI-CRIMP II HAND TOOL ASSEMBLY. -3 IS A CERTI-CRIMP II HEAD SUB-ASSEMBLY.

4. THE HAND TOOL INSTRUCTION SHEET, ALSO KNOWN AS AN "IS", FOR MOST CERTI-CRIMP II TOOLS USE IS 408-8547. IF THE TOOL HAS A FLIP LOCATOR USE IS 408-10414. THE 91538-1 AND -3 TOOL USE IS 408-10274.

CERTI-CRIMP II DATA SHEET

DWN: M. YOUNGER 21FEB2012		MATERIAL: -		HEAT TREAT: -	
CHK: B.A. WOLFE 22FEB2012		APVD: B.A. WOLFE 22FEB2012		 TE Connectivity	
NAME: B.A. WOLFE		NAME: B.A. WOLFE			
CERTI-CRIMP II TOOL DATA SHEET MISCELLANEOUS CONTACTS					
SCALE: -	SIZE: A1	DRAWING NO: 1583011	SHEET: 4	OF: 9	REV: F21

DIMENSIONS: mm		TOLERANCES UNLESS OTHERWISE SPECIFIED:	
0 PLC	± .005	1 PLC	± .005
1 PLC	± .005	2 PLC	± .005
2 PLC	± .005	3 PLC	± .005
3 PLC	± .005	4 PLC	± .005
ANGLES: -		SURFACE TEXTURE: 	

P	TR	REVISION RECORD	DATE	DWN	APVD
-	-	SEE SHEET 1	-	-	-

THIS DRAWING IS A CONTROLLED DOCUMENT. DWG NO 1583011

TOOL NUMBER 	WIRE SIZE mm ² [AWG]	INSULATION DIAMETER mm [in.]	INSUL. ADJ.	FLIP LOCATOR	STRIP LENGTH mm [in.]	CRIMP HEIGHT mm [in.]	CONTACT PART NUMBERS		CONTACT DESCRIP.	APPLIC. SPECIF.
							LOOSE PIECE	STRIP FORM		
1901557-1	0.50-0.56 [20]	2.20-2.60 [.087-.102]	NO	NO	4.0-5.0 [.157-.197]	1.285 ± 0.065 [.0505 ± .0025]	170112 170113	170099-2 170100-2	.079 (2.0mm) DIA PIN & RECEPTACLE	114-5019
	0.75-0.89 [18]					1.310 ± 0.090 [.0515 ± .0035]				
1901557-3	1.25-1.42 [16]	2.70-3.50 [.106-.138]	NO	NO	4.5-7.0 [.177-.276]	1.645 ± 0.050 [.0652 ± .0020]	170292 170293 171654	170279-1 170280-1 172786-1	.079 (2.0mm) DIA PIN & RECEPTACLE, LANCELESS	114-5039
	2.00-2.27 [14]					1.690 ± 0.090 [.0665 ± .0035]				
1976577-1	0.80-1.24 [20-18]	1.37-1.88 [.054-.074]	NO	NO	2.92-3.68 [.115-.145]	1.35 ± 0.05 [.053 ± .002]	66169 66168	66144 66143	AMP-TAB CONTACTS	108-5039
1976577-3	0.40-0.64 [26-22]	0.89-1.37 [.035-.054]				0.94 ± 0.50 [.037 ± .002]				
2031245-1	0.50-0.90 [20-18]	1.27-1.65 [.050-.065]	NO	NO	3.18-3.96 [.125-.156]	1.029 ± 0.051 [.0405 ± .002]	167730-1 164715-1	-	AMP-LEAF	114-9003
2031245-3	0.20-0.40 [24-22]	0.89-1.40 [.035-.055]				0.775 ± 0.051 [.0305 ± .002]				
2031200-1	0.20-0.22 [24]	1.02 [.040]	NO	NO	3.56 ± 0.39 [.140 ± .015]	0.84 ± 0.05 [.033 ± .002]	60789 61276	60598 61119	.058 DIA PC CONTACT	114-1008
2031200-3										
2063834-1	0.5-0.6 [20]	1.8-2.1 [.071-.083]	YES	NO	4.00-5.00 [.157-.197]	0.89-1.05 [.035-.041]	179419-1 179420-1 1376702-1	-	.040 III UNSEALED RECEPTACLE CONTACT	114-5217
2063834-3	0.8-0.9 [18]					0.89-1.08 [.035-.043]				
	1.25-1.42 [16]					1.06-1.40 [.042-.055]				
2063850-1	0.30-0.89 [22-18]	1.1-1.8 [.043-.071]	YES	NO	4.00-5.00 [.157-.197]	0.78-1.15 [.031-.045]	1376700 1376701	316836 316837	.040 III UNSEALED RECEPTACLE CONTACT	114-5217
2063850-3										
2063811-1	-	0.9-3.5 [.036-.138]	NO	NO	-	-	328854 328858 328855 328859 328856 328860 328857 328861	-	PRE-INSULATED SPARE WIRE CAP	-
2063811-3										
2063857-1	22 OR 20 OR (2)24	1.52-2.29 [.060-.090]	NO	NO	3.56±0.40 [.140±.015]	0.94 ± 0.05 [.037 ± .002]	640024-1	640259-1	.058 DIA PC CONTACT	114-1008
	18 OR (2)20 OR (2)22					1.24 ± 0.05 [.049 ± .002]				

LIST OF APPLIED CONTACT PART NUMBERS MAY NOT BE COMPLETE AND IS SUBJECT TO CHANGE. FOR CURRENT INFORMATION ON TERMINAL PART NUMBERS, CONTACT THE TOOLING ASSISTANCE CENTER : 1-800-722-1111.

2. AMP, CERTI-CRIMP & AMP-BLADE ARE TRADEMARKS.

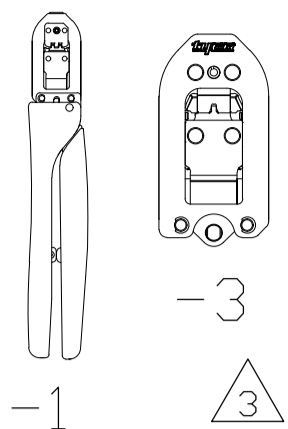
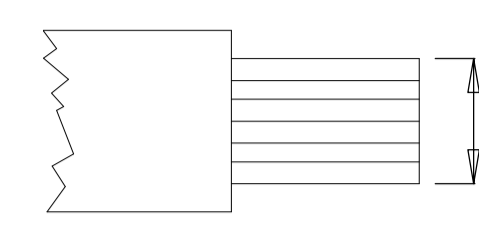
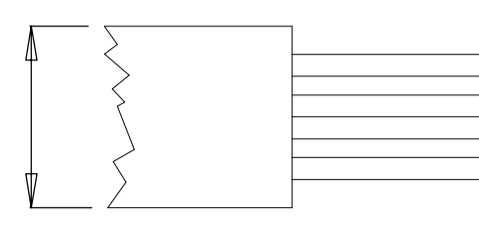
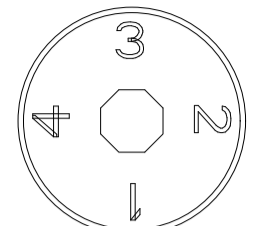
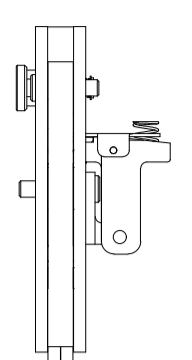
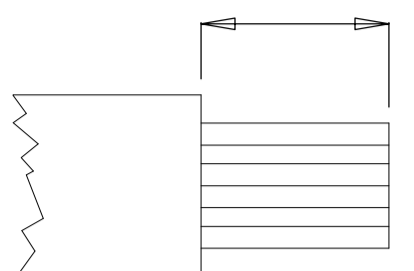
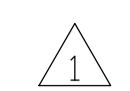
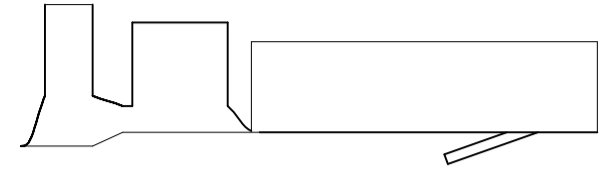
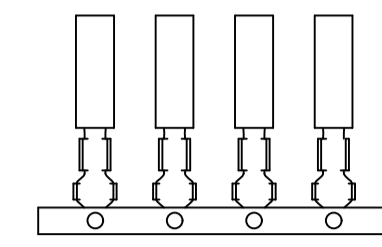
-1 IS A CERTI-CRIMP II HAND TOOL ASSEMBLY. -3 IS A CERTI-CRIMP II HEAD SUB-ASSEMBLY.


THE HAND TOOL INSTRUCTION SHEET, ALSO KNOWN AS AN "IS", FOR MOST CERTI-CRIMP II TOOLS USE IS 408-8547. IF THE TOOL HAS A FLIP LOCATOR USE IS 408-10414. THE 91538-1 AND -3 TOOL USE IS 408-10274.


CERTI-CRIMP II DATA SHEET

DWG: M. YOUNGER 21FEB2012		MATERIAL: -	HEAT TREAT: -
CHK: B.A.WOLFE 22FEB2012		APVD: B.A. WOLFE 22FEB2012	
NAME: CERTI-CRIMP II TOOL DATA SHEET MISCELLANEOUS CONTACTS			
SCALE: -	SIZE: A1	DRAWING NO: 1583011	SHEET 5 of 9 REV F21

THIS INFORMATION IS CONFIDENTIAL AND PROPRIETARY TO STC AND SHOULD BE KEPT AS SUCH. IT IS TO BE USED ONLY FOR THE PURPOSES SPECIFIED AND SHOULD NOT BE DISCLOSED TO ANY OTHER PERSONNEL WITHOUT AUTHORIZATION FROM TE Connectivity.com.

TOOL NUMBER 	WIRE SIZE mm ² [AWG] 	INSULATION DIAMETER mm [in.] 	INSUL. ADJ. 	FLIP LOCATOR 	STRIP LENGTH mm [in.] 	CRIMP HEIGHT mm [in.]	CONTACT PART NUMBERS 		CONTACT DESCRIP.	APPLIC. SPECIF.
							LOOSE PIECE 	STRIP FORM 		
2119536-1 2119536-3	0.03 [32] 0.50-0.06 [30] 0.08-0.09 [28]	0.4-0.7 [.016-.028] 0.5-0.8 [.020-.031]	YES	YES	1.0-1.2 [.04-.05]	0.405 ± 0.025 [.0159 ± .0010] 0.419 ± 0.025 [.0165 ± .0010] 0.460 ± 0.025 [.0181 ± .0010]	-	1734597-1	1.0 WIRE TO BOARD CONNECTOR	114-57020
2119537-1 2119537-3	0.03 [32] 0.05-0.06 [30] 0.08-0.09 [28]	0.9-1.2 [.035-.047]	YES	YES	0.9-1.3 [.04-.05]	0.485 ± 0.025 [.0190 ± .0010] 0.505 ± 0.025 [.0200 ± .0010] 0.535 ± 0.025 [.0210 ± .0010]	-	1734193-1	1.25 WIRE TO BOARD CONNECTOR	114-57016
2119538-1 2119538-3	0.05-0.06 [30] 0.08-0.12 [28-26] 0.20 [24]	.089-1.50 [.035-.059]	NO	YES	1.9-2.5 [.08-.10]	0.550 ± 0.025 [.022 ± .0010] 0.550 ± 0.025 [.022 ± .0010] 0.580 ± 0.025 [.023 ± .0010]	-	1775442-1	2.0 WIRE TO BOARD CONNECTOR	114-57011
2119539-1 2119539-3	0.05 [30] 0.08-0.14 [28-26] 0.22 [24]	.089-1.50 [.035-.059]	YES	YES	1.9-2.5 [.08-.10]	0.545 ± 0.025 [.0215 ± .0010] 0.584 ± 0.025 [.023 ± .0010] 0.645 ± 0.025 [.0255 ± .0010]	-	440132-1 1735801-1	2.0 WIRE TO BOARD CONNECTOR	114-57011
1752794-1	0.20-0.35 [24-22] 0.50-0.56 [20]	-	NO	NO	3.1-3.6 [.12-.14]	0.94 ± 0.05 [.037 ± .002] 1.07 ± 0.05 [.042 ± .002]	-	42869-6	.040 PIN RECEPT	114-2083
1976156-1	.013 [26] 0.20-0.22 [24]	0.80-0.95 [.031-.037] .090-1.20 [.035-.047]	NO	YES	3.25-3.55 [.13-.14]	0.61 ± 0.025 [.024 ± .001] 0.66 ± 0.025 [.026 ± .001]	1-211449-1 1-211449-2 1-211449-6	1-1703930-1 1-1703930-2 1-1703930-6	NAND MQS	114-18858
1976157-1	0.35 [22] 0.35 [22]	1.0-1.2 [.039-.047] 1.2-1.3 [.047-.051]	NO	YES	3.25-3.55 [.13-.14]	0.82 ± 0.025 [.032 ± .001] 0.82 ± 0.025 [.032 ± .001]	1-2112449-1 1-2112449-2 1-2112449-6	1-1703930-1 1-1703930-2 1-1703930-6	NAND MQS	114-18858



 LIST OF APPLIED CONTACT PART NUMBERS MAY NOT BE COMPLETE AND IS SUBJECT TO CHANGE. FOR CURRENT INFORMATION ON TERMINAL PART NUMBERS, CONTACT THE TOOLING ASSISTANCE CENTER : 1-800-722-1111.

 -1 IS A CERTI-CRIMP II HAND TOOL ASSEMBLY. -3 IS A CERTI-CRIMP II HEAD SUB-ASSEMBLY.

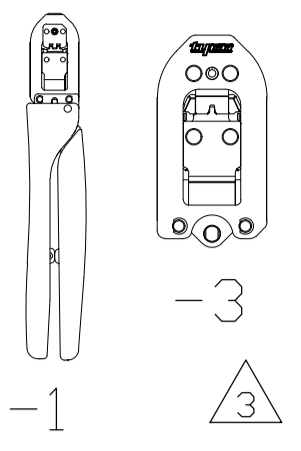
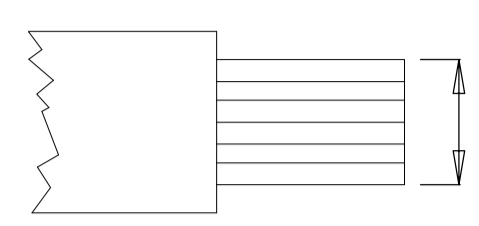
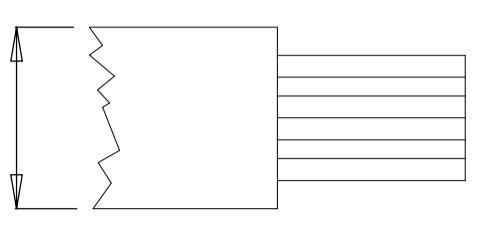

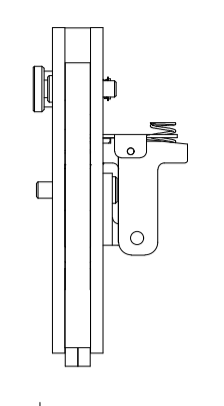
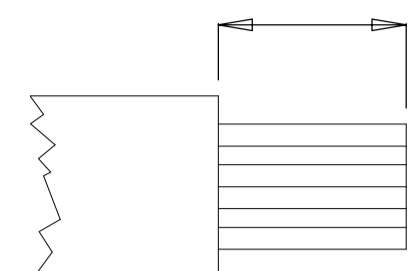

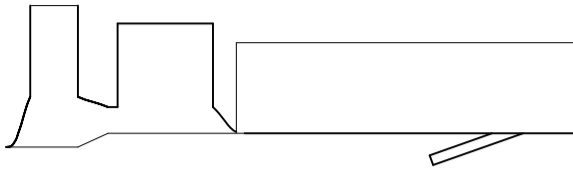
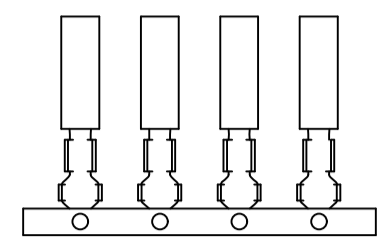
4. THE HAND TOOL INSTRUCTION SHEET, ALSO KNOWN AS AN "IS", FOR MOST CERTI-CRIMP II TOOLS USE IS 408-8547. IF THE TOOL HAS A FLIP LOCATOR USE IS 408-10414. THE 91538-1 AND -3 TOOL USE IS 408-10274.


2. AMP, CERTI-CRIMP & AMP-BLADE ARE TRADEMARKS.

CERTI-CRIMP II DATA SHEET

DWN: M. YOUNGER 21FEB2012		MATERIAL: -		HEAT TREAT: -	
CHK: B.A. WOLFE 22FEB2012		APVD: B.A. WOLFE 22FEB2012		 TE Connectivity	
NAME: B.A. WOLFE		DRAWING NO: 1583011			
DIMENSIONS: mm		TOLERANCES UNLESS OTHERWISE SPECIFIED:		ANGLES: -	
P LTR		REVISION RECORD		SURFACE TEXTURE: 	
SCALE: -		SIZE: A1		SHEET: 6 of 9	
REV: F21		DATE: -		DWN: -	

THIS DRAWING IS A CONTROLLED DOCUMENT. DRAW NO 1583011

TOOL NUMBER 	WIRE SIZE mm ² [AWG] 	INSULATION DIAMETER mm [in.] 	INSUL. ADJ. 	FLIP LOCATOR 	STRIP LENGTH mm [in.] 	CRIMP HEIGHT mm [in.]	CONTACT PART NUMBERS 		CONTACT DESCRIP.	APPLIC. SPECIF.	
							LOOSE PIECE 	STRIP FORM 			
2217655-1	0.32-0.38 [22]	1.7-2.9 [.67-.114]	YES	NO	2.69-3.30 [.106-.130]	1.00 ± 0.05 [.039 ±.002]	1744395-1	1744144-1	ECONOMY POWER II	114-13265	
	0.50-0.60 [20]					1.10 ± 0.05 [.043 ±.002]					
	0.81-0.89 [18]					1.15 ± 0.05 [.043 ±.002]					
2217660-1	0.50-0.60 [20]	1.7-2.9 [.67-.114]	YES	NO	2.46-2.84 [.097-.112]	1.12 ± 0.05 [.044 ±.002]	1744396-1	1744201-1	ECONOMY POWER II	114-13265	
	0.81-0.89 [18]					1.27 ± 0.05 [.050 ±.002]					
	1.25-1.42 [16]					1.47 ± 0.05 [.058 ±.002]					
2217742-1	0.50-0.90 [20-18]	1.85-2.29 [.073-.090]	YES	NO	3.18-3.56 [.125-.156]	1.092 ± 0.051 [.043 ±.002]	583875-3 583875-6 5-583875-6	583875-2 583875-5 5-583875-5	TWIN LEAF CONTACT	114-9004	
	1.25-1.42 [16]					1.346 ± 0.051 [.053 ±.002]					
2217754-1	0.30-1.00 [2X22-1X18]	2X22=3.05 MAX [.120 MAX]	NO	NO	3.18-3.56 [.125-.156]	1.1304 ± 0.038 [.0445 ±.0015]	42840-[] 583272-[] 583989-[]	42717-[] []-583361-[] 60030-[] 58355-[] 583271-[] []-583989-[]	AMP LEAF CONTACT	114-9003	
	0.30-0.60 [22-20]	1X18=1.65-2.03 [.065-.080]				0.9779 ± 0.0381 [.0385 ±.0015]					
2217766-1	0.32-0.60 [22-20]	1.27-2.54 [.50-.100]	YES	NO	3.96 [.156]	1.02 ± 0.05 [.040 ±.002]	87278-[]	87269-[]	LOCKING CLIP CONTACT .031 X .062	114-25008	
	0.80-0.90 [18]					1.22 ± 0.05 [.048 ±.002]					
2280413-1	0.85-0.87 [18]	-	NO	YES	1.60 [.063]	1.15 ± 0.05 [.0153 ±.002]	-	RECPT-2271279-[] PIN-2271283-[] GROUND-2271285-[]	MICRO MOTOR CONN.	114-5377	
	0.51-0.53 [20]			1		RECPT.					1.00 ± 0.05 [.0394 ± .002]
	0.34-0.37 [22]			2		PIN					0.85 ± 0.05 [.0335 ± .002]
2217746-1	0.50-1.40 [2X20-2X18-16]	4.06 MAX [.160 MAX]	NO	NO	3.56 ± 0.38 [.140 ±.015]	1.384 ± 0.051 [.0545 ±.0020]	42840-3 66028-3 []-583989-[] 583991-3	42717-3 []-583361-[] 60151-[] 42840-1 1-42840-3 1-42840-4	60082-1 1-60082-3 66028-1 1-66028-3	AMP LEAF CONTACT	114-9003
	0.50-0.60 [20]	1.40-2.03 [.055-.080]				1.054 ± 0.038 [.0415 ±.0015]					
2217743-1	0.40-1.00 [21-8/2X22]	3.05 MAX [.120 MAX]	NO	NO	3.56 ± 0.38 [.140 ±.015]	1.029 ± 0.038 [.0405 ±.0015]	42840-3 583268-[]	42717-1 42702-1 583267-[] 583271-[]	583272-[] 583990-[] 583991-[] 583989-[]	AMP LEAF CONTACT	114-9003
	0.10-0.40 [26-22]	1.27-1.53 [.050-.060]				0.775 ± .0038 [.0305 ±.0015]					


 LIST OF APPLIED CONTACT PART NUMBERS MAY NOT BE COMPLETE AND IS SUBJECT TO CHANGE. FOR CURRENT INFORMATION ON TERMINAL PART NUMBERS, CONTACT THE TOOLING ASSISTANCE CENTER : 1-800-722-1111.

 -1 IS A CERTI-CRIMP II HAND TOOL ASSEMBLY. -3 IS A CERTI-CRIMP II HEAD SUB-ASSEMBLY.

4. THE HAND TOOL INSTRUCTION SHEET, ALSO KNOWN AS AN "IS", FOR MOST CERTI-CRIMP II TOOLS USE IS 408-8547. IF THE TOOL HAS A FLIP LOCATOR USE IS 408-10414. THE 91538-1 AND -3 TOOL USE IS 408-10274.

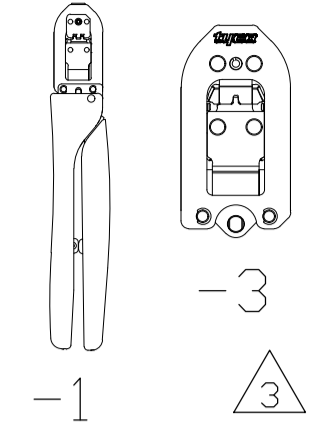
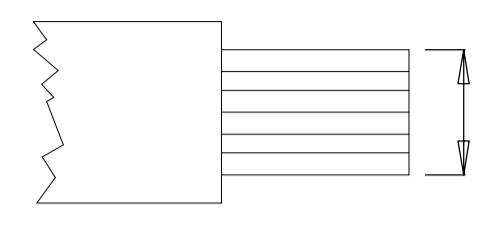
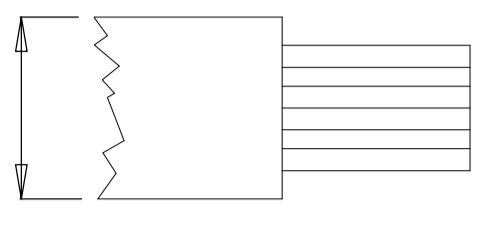

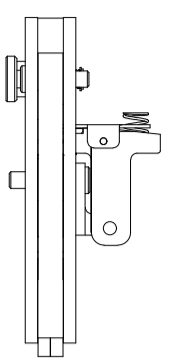
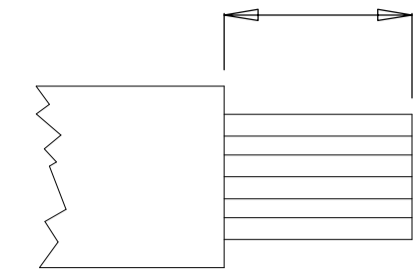

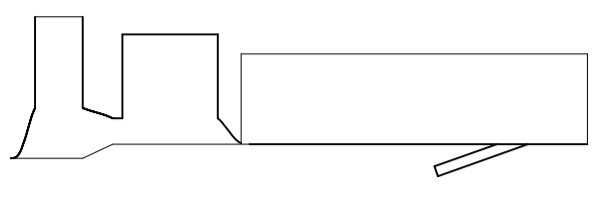
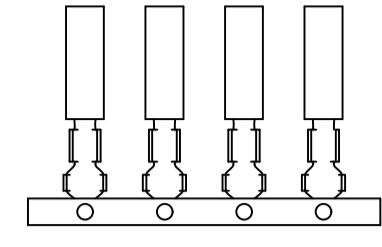
2. AMP, CERTI-CRIMP & AMP-BLADE ARE TRADEMARKS.

CERTI-CRIMP II DATA SHEET


DWG: M. YOUNGER 21FEB2012		MATERIAL: -		HEAT TREAT: -	
CHK: B.A. WOLFE 22FEB2012		APVD: B.A. WOLFE 22FEB2012		 TE Connectivity	
NAME: B.A. WOLFE		DRAWING NO: 1583011			
SCALE: -		SIZE: A1		SHEET: 7 of 9	
REV: F21		DATE: -		DATE: -	

THIS INFORMATION IS CONFIDENTIAL AND PROPRIETARY TO TE CONNECTIVITY. IT IS NOT TO BE DISCLOSED TO ANY OTHER PERSON OR ENTITY WITHOUT THE WRITTEN AUTHORIZATION OF TE CONNECTIVITY. © 2012 TE CONNECTIVITY. ALL RIGHTS RESERVED.

THIS DRAWING IS A CONTROLLED DOCUMENT. PART NO. 1583011

TOOL NUMBER 	WIRE SIZE mm ² [AWG] 	INSULATION DIAMETER mm [in.] 	INSUL. ADJ. 	FLIP LOCATOR 	STRIP LENGTH mm [in.] 	CRIMP HEIGHT mm [in.]	CONTACT PART NUMBERS 		CONTACT DESCRIP.	APPLIC. SPECIF.
							LOOSE PIECE 	STRIP FORM 		
2217763-1	0.30-0.60 (22-20)	1.02-2.04 (.040-.080)	NO	NO	3.3 ± 0.4 (.130 ± .015)	1.067 ± 0.038 (.042 ± .0015)	66010-2	66005	AMP BLADE RECEPT.	108-9201
	0.12-0.20 (26-24)	1.02-1.53 (.040-.060)				0.813 ± 0.038 (.032 ± .0015)	66011-2	66009		
2217748-1	0.80-0.50 [18-20]	1.7-2.7 [.067-.106]	YES	NO	5.10 ± 0.40 [.200 ± .016]	1.22 ± 0.05 [.048 ± .002]	770854-1	770520-1	AMPSEAL	114-16016
	1.40 [16]					1.40 ± 0.05 [.055 ± .002]				
2217753-1	1.4-2.1 [16-14]	2.26-3.18 [.089-.125]	NO	NO	5.08 ± 0.40 [.200 ± .016]	1.55 ± 0.05 [.061 ± .002]	-	776491-[]	HDSF SIZE 16 PIN & SOCKET	114-13045
	0.90 [18]					1.37 ± 0.05 [.054 ± .002]		638112-[]		
2844375-1	0.13 [26]	0.85-1.05 [.033-.041]	NO	YES	3.25-3.55 [.128-.140]	0.59 ± 0.02 [.0230 ± .0008]	-	2098583-4	0.50MM RECEPTICLE CONTACT	114-13287
	0.35 [22]	1.10-1.20 [.043-.047]				0.67 ± 0.03 [.0264 ± .0012]	-	2098583-1		
	0.35 [22]	1.10-1.40 [.043-.055]				0.68 ± 0.02 [.0268 ± .0008]	-	2098583-2		
2217755-1	0.15-0.24 [26-24]	1.52 MAX [.060 MAX]	YES	NO	3.05 [0.120]	0.64 ± 0.05 [.025 ± .002]	794019-1 794018-1	-	.062 PIN & SOCKET	114-1013
	0.06-0.90 [30-28]					0.58 ± 0.05 [.023 ± .002]	794058-[] 794059-[]		MINI UNIVERSAL MATE-N-LOK	114-16017
							794224-[] 794225-[]		MINI UNIVERSAL MATE-N-LOK 2	114-1111
2217752-1	0.24-0.30 [24-22]	1.27-2.29 [.050-.090]	YES	NO	4.8-5.6 [.189-.220]	0.765 ± 0.036 [.030 ± .0014]	61120-1 61122-1	61061 61063	AMP COMBO LINE CONNECTORS	408-7305
	0.60-0.90 [20-18]	1.52-2.79 [.060-.110]				0.955 ± 0.028 [.0376 ± .0011]	61121-1 61123-1			
2280517-1	1.00 mm ²	2.10 MAX [.082]	NO	NO	4.0-4.4 [.157-.173]	1.12 ± 0.05 [.044 ± .002]	-	1924782-[]	GET NEW GENERATION FEMALE 0.64mm SOCKET CONTACTS	114-13236
	16 AWG	2.40 MAX [.094]				1.31 ± 0.05 [.052 ± .002]	-	1924880-[]		
	1.50 mm ²					1.40 ± 0.05 [.055 ± .002]				
2305567-1	0.30-0.40 [22]	1.60-2.00 [.063-.078]	NO	YES	2.30-2.60 [.90-.102]	0.76 ± 0.05 [.0299 ± .002]	2834067-[] 2834068-[]	1-2834067-[] 2-2834067-[]	MINIATURE WATERPROOF CONNECTOR	114-137093
	0.80-.90 [18]					1.05 ± 0.05 [.0413 ± .002]		1-2834068-[] 2-2834068-[]		
	0.50-0.60 [20]					0.87 ± 0.05 [.0342 ± .002]				
2305781-1	0.15-0.30 [26-22]	0.89-1.65 [.035-.3045]	YES	NO	3.56-3.94 [.140-.155]	0.66 ± 0.05 [.026 ± .002]	350189-[] 60983-[]	61513-[] 60804-[]	PRINTED CIRCUIT BOARD DISCONNECTED RECEPTACLE CONTACTS	114-1008
2063720-1	0.08-0.14 [28-26]	1.00-1.90 [.039-.075]	YES	YES	1.9-2.5 [0.075-0.098]	0.625 ± 0.025 [.0246 ± .0010]	-	440134-1	AMP 2.5mm PITCH HPI HIGH PERFORMANCE INTERCONNECT (LOW CDST) WIRE-TO-BOARD SYSTEM	114-57004
	0.20 [24]					0.70 ± 0.05 [.028 ± .002]				
	0.30-0.40 [22]					0.75 ± 0.05 [.029 ± .002]				

THIS INFORMATION IS CONFIDENTIAL AND PROPRIETARY TO TCI AND ITS AFFILIATES. IT IS TO BE USED ONLY FOR THE PURPOSES SPECIFIED IN THE ORDER. IT IS TO BE DESTROYED OR RECYCLED WHEN NO LONGER NEEDED. NO PART OF THIS INFORMATION IS TO BE REPRODUCED OR TRANSMITTED IN ANY FORM OR BY ANY MEANS, WITHOUT AUTHORIZATION FROM TCI. www.tci.com

DIMENSIONS: mm		TOLERANCES UNLESS OTHERWISE SPECIFIED:	
0 PLC	± .00	1 PLC	± .00
1 PLC	± .00	2 PLC	± .00
2 PLC	± .00	3 PLC	± .00
3 PLC	± .00	4 PLC	± .00
4 PLC	± .00		
ANGLES: -		SURFACE TEXTURE: 	
- SEE SHEET 1		DATE	DWN
P	LTR	REVISION RECORD	APVD
SCALE: -		SIZE: A1	DRAWING NO: 1583011
SHEET: 8		OF: 9	REV: F21

DWN: M. YOUNGER 21FEB2012


CHK: B.A. WOLFE 22FEB2012

APVD: B.A. WOLFE 22FEB2012

NAME: B.A. WOLFE

MATERIAL: -


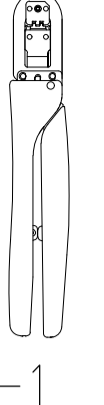
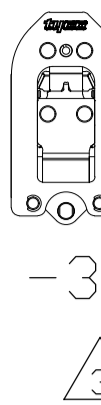
HEAT TREAT: -



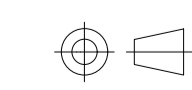
TE Connectivity

CERTI-CRIMP II TOOL DATA SHEET
MISCELLANEOUS CONTACTS

THIS DRAWING IS A CONTROLLED DOCUMENT. DWG NO. 1583011

TOOL NUMBER	WIRE SIZE mm ² [AWG]	INSULATION DIAMETER mm [in.]	INSUL. ADJ.	FLIP LOCATOR	STRIP LENGTH mm [in.]	CRIMP HEIGHT mm [in.]	CONTACT PART NUMBERS 		CONTACT DESCRIP.	APPLIC. SPECIF.
							LOOSE PIECE	STRIP FORM		
 -1  -3	1.5 DS-QFB	-	NO	YES	3.65±0.25 (.144 ± .010)	0.73 ± 0.038 (.029 ± .001)	-	2203260-4 2203270-4	CENTER CONTACT 180 DEGREE FAKRA AUTOMATED	114-32145
	RTK-031					0.84 ± 0.038 (.033 ± .001)		2203260-8 2203270-8		
2350391-1	0.08-0.14 [26]	1.30-1.60 [.051-.063]	NO	YES	3.0±0.3 [.118±0.012]	0.69 ± 0.05 [.027±.0010]	1-2321921-1 1-2321928-1	2321921-1 2321928-1	SDL 2.5 WATERPROOF	114-143067
	0.20 [24]					0.75 ± 0.05 [.030±.002]				
	0.30-0.40 [22]					0.82 ± 0.05 [.032±.002]				

THIS INFORMATION IS CONFIDENTIAL AND PROPRIETARY TO TE Connectivity. IT IS TO BE KEPT CONFIDENTIAL AND PROPRIETARY AND NOT TO BE DISCLOSED TO ANY OTHER PERSON OR ENTITY WITHOUT THE WRITTEN AUTHORIZATION FROM TE Connectivity.

P LTR		REVISION RECORD	DATE	DWN	APVD	DIMENSIONS: mm 		TOLERANCES UNLESS OTHERWISE SPECIFIED: 0 PLC ± - 1 PLC ± - 2 PLC ± - 3 PLC ± - 4 PLC ± -		DWN: M. YOUNGER 21FEB2012 CHK: B.A.WOLFE 22FEB2012 APVD: B.A. WOLFE 22FEB2012	MATERIAL: - HEAT TREAT: -
NAME: CERTI-CRIMP II TOOL DATA SHEET MISCELLANEOUS CONTACTS						SCALE: -	SIZE: A1	DRAWING NO: 1583011	SHEET: 9 of 9	REV: F21	

A B C D

Mouser Electronics

Authorized Distributor

Click to View Pricing, Inventory, Delivery & Lifecycle Information:

[TE Connectivity:](#)

[91537-1](#)