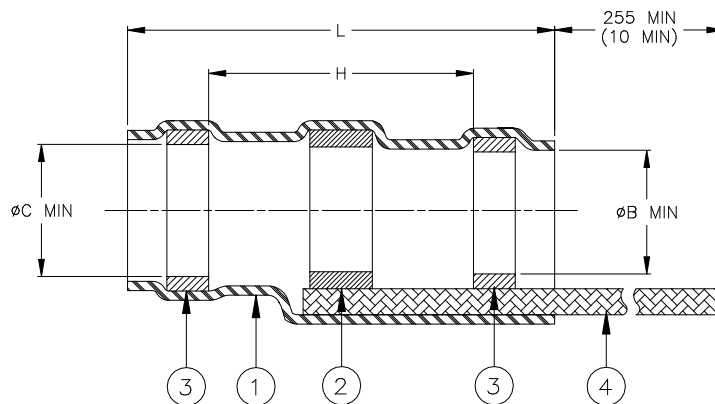


CUSTOMER DRAWING



Product Name	Product Dimensions					Cable Dimensions		
	Ident. Code	$L \pm 1.75$ ($L \pm 0.07$)	$\varnothing B$ min.	$\varnothing C$ min.	H min.	$\varnothing E$ max.	$\varnothing F$ min.	$\varnothing D$ max.
S03-06-R-100HN	S0306R	16.5 (0.650)	1.90 (0.075)	2.67 (0.105)	8.20 (0.323)	2.67 (0.105)	0.90 (0.035)	1.90 (0.075)
S03-07-R-100HN	S0307R	16.5 (0.650)	2.67 (0.105)	3.68 (0.145)	8.20 (0.323)	3.68 (0.145)	1.40 (0.055)	2.67 (0.105)
S03-08-R-100HN	S0308R	16.5 (0.650)	4.32 (0.170)	5.08 (0.200)	8.20 (0.323)	5.08 (0.195)	2.15 (0.085)	4.32 (0.170)
S03-09-R-100HN	S0309R	19.1 (0.750)	5.97 (0.235)	6.48 (0.255)	8.20 (0.323)	6.48 (0.255)	3.30 (0.130)	5.97 (0.235)
S03-10-R-100HN	S0310R	19.1 (0.750)	6.98 (0.275)	7.62 (0.300)	8.20 (0.323)	7.62 (0.300)	4.30 (0.170)	6.98 (0.275)

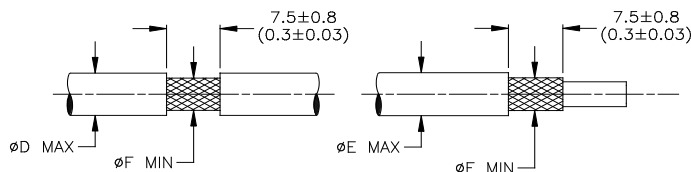
MATERIALS


1. INSULATION SLEEVE: Heat-shrinkable, transparent blue, radiation cross-linked modified polyvinylidene fluoride.
2. SOLDER PREFORM WITH FLUX AND THERMAL INDICATOR:
 SOLDER: TYPE Sn63 per ANSI-J-STD-006.
 FLUX: TYPE ROL1 per ANSI-J-STD-004.
 THERMAL INDICATOR: Color change violet to colorless.
3. MELTABLE RINGS: Stabilized thermoplastic. Color: blue.
4. PRE-INSTALLED BRAID: Nickel plated copper strands per ASTM B355 Class 7. CMA 640.

APPLICATION

1. These parts are designed to provide an environment protected shield termination on cables, rated for 125°C minimum, meeting the dimensional criteria listed and having tin or silver plated shields and insulation compatible with the insert material. For compatible insulations, see MIL-S-83519/2 or consult TE Connectivity.
2. When installed per Raychem process standard RCPS-100-70, assemblies will meet those requirements of Raychem Specification RT-1404 and MIL-S-83519/2 which do not require electrical testing while parts are immersed in water.
3. Temperature range: -55°C to +150°C.
4. Parts shall be marked with identification code per table.

For best results, prepare the cable as shown:



		Raychem THERMOFIT DEVICES		TITLE: SOLDERSLEEVE* DEVICE SHIELD TERMINATION WITH BRAID			
Unless otherwise specified dimensions are in millimeters. [Inches dimensions are shown in brackets]				DOCUMENT NO.: S03-XX-R-100HN			
TOLERANCES: 0.00 N/A 0.0 N/A 0 N/A	ANGLES: N/A ROUGHNESS IN MICRON	TE Connectivity reserves the right to amend this drawing at any time. Users should evaluate the suitability of the product for their application.		REV : 2		DATE : 30-Mar-2020	
DRAWN BY: M. FORONDA		DATE: 12/03/99	ECO: ECO-20-004510	SCALE: NTS		SIZE: A	SHEET: 1 of 1

Mouser Electronics

Authorized Distributor

Click to View Pricing, Inventory, Delivery & Lifecycle Information:

[TE Connectivity:](#)

[S03-08-R-100](#)