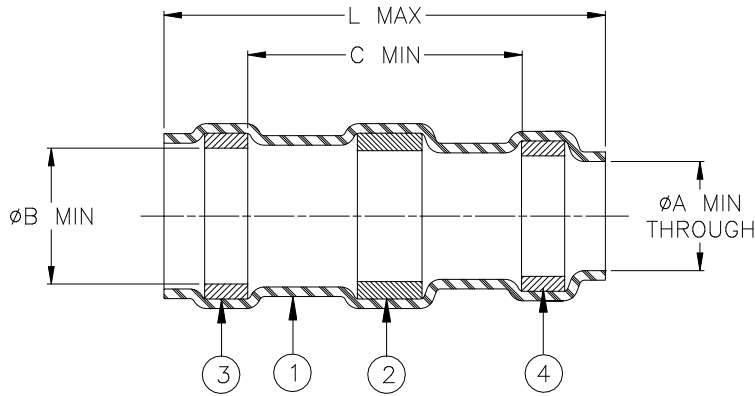


CUSTOMER DRAWING



Product Name	Product Dimensions				Cable Dimensions				
	ØA min	ØB min	C min	L max	ØD max	ØE min	ØG max	H±0.5 (H±0.020)	J±0.5 (J±0.020)
B-152-03-S	2.5 (0.098)	3.0 (0.118)	8.0 (0.315)	18.5 (0.728)	3.0 (0.118)	1.5 (0.060)	2.5 (0.098)	6.0 (0.236)	7.0 (0.276)
B-152-05-S	4.3 (0.169)	4.8 (0.189)	8.0 (0.315)	18.5 (0.728)	4.8 (0.189)	2.0 (0.079)	4.3 (0.169)	6.0 (0.236)	7.0 (0.276)
B-152-06-S	6.0 (0.236)	6.7 (0.264)	10.0 (0.394)	21.0 (0.827)	6.7 (0.264)	3.3 (0.130)	6.0 (0.236)	8.0 (0.315)	9.0 (0.354)
B-152-07-S	6.8 (0.267)	7.3 (0.287)	10.0 (0.394)	21.0 (0.827)	7.3 (0.287)	3.3 (0.130)	6.8 (0.267)	8.0 (0.315)	9.0 (0.354)
B-152-09-S	8.7 (0.343)	9.2 (0.362)	10.0 (0.394)	28.5 (1.102)	9.2 (0.362)	4.5 (0.177)	8.7 (0.343)	8.0 (0.315)	9.0 (0.354)
B-152-11-S	10.8 (0.425)	11.5 (0.452)	10.0 (0.394)	28.5 (1.102)	11.5 (0.452)	4.5 (0.177)	10.8 (0.425)	8.0 (0.315)	9.0 (0.354)

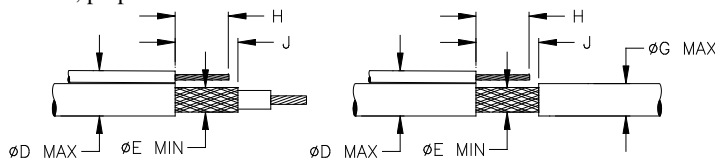
MATERIALS

- INSULATION SLEEVE: Heat-shrinkable, radiation cross-linked modified polyolefin. Transparent clear. Marked "B-152".
- SOLDER PREFORM WITH FLUX:
SOLDER: TYPE Bi14 (Sn43PB43Bi14) per ANSI/J-STD-006.
FLUX: TYPE ROM1 per ANSI/J-STD-004.
- MELTABLE SEALING RING: Thermally stabilized thermoplastic. Color: blue.
- MELTABLE SEALING RING: Thermally stabilized thermoplastic. Color: blue; transparent gray (size 6).


APPLICATION

- These controlled soldering devices are designed for termination of a bare or tin plated copper shield on a cable, having an insulation rated for at least +85°C, meeting the dimensional criteria listed in the table above.
- Temperature range: -55°C to +125°C.
- Parts will meet the requirements of Raychem Specification RT-1404 when installed properly.
- For installation procedure and application equipment consult Tyco Electronics/Raychem document RCPS-B152.

For best results, prepare the cable as shown:



TE Connectivity, TE connectivity (logo), Raychem, and SolderSleeve are trademarks

		Raychem		TITLE: SOLDERSLEEVE SHIELD TERMINATOR	
Unless otherwise specified dimensions are in millimeters. (Inches dimensions are shown in brackets)				DOCUMENT NO.: B-152-XX-S	
TOLERANCES: 0.00 N/A 0.0 N/A 0 N/A	ANGLES: N/A ROUGHNESS IN MICRON	TE Connectivity reserves the right to amend this drawing at any time. Users should evaluate the suitability of the product for their application.		Revision: 3	Issue Date : April 2020
PREPARED BY: mforonda	DATE: 25-Apr-03	ECO: ECO-20-004961	SCALE: None	SIZE: A	SHEET: 1 of 1

Print Date: 16-Apr-20 If this document is printed it becomes uncontrolled. Check for the latest revision.

Mouser Electronics

Authorized Distributor

Click to View Pricing, Inventory, Delivery & Lifecycle Information:

[TE Connectivity:](#)

[B-152-05-S](#)