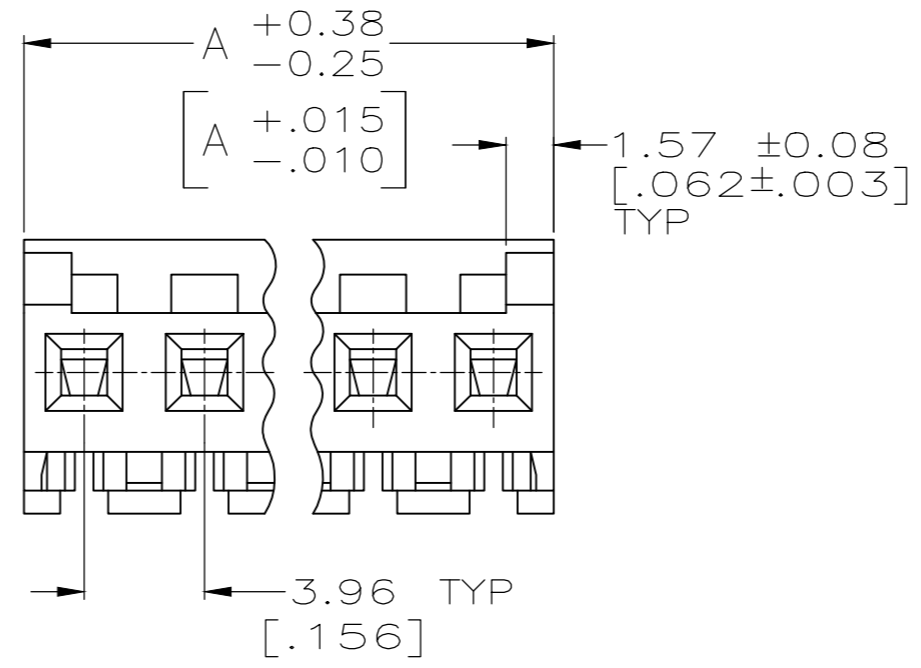
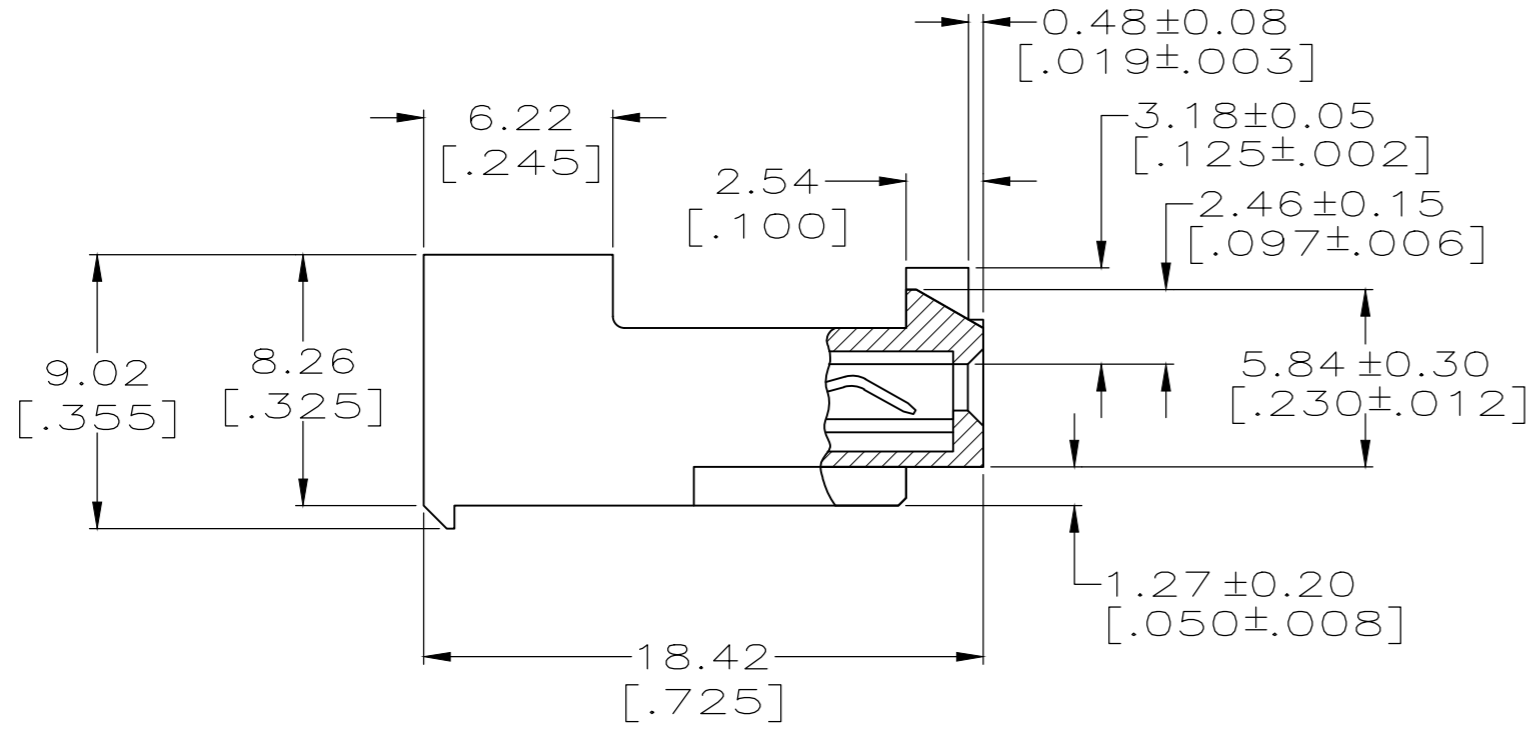
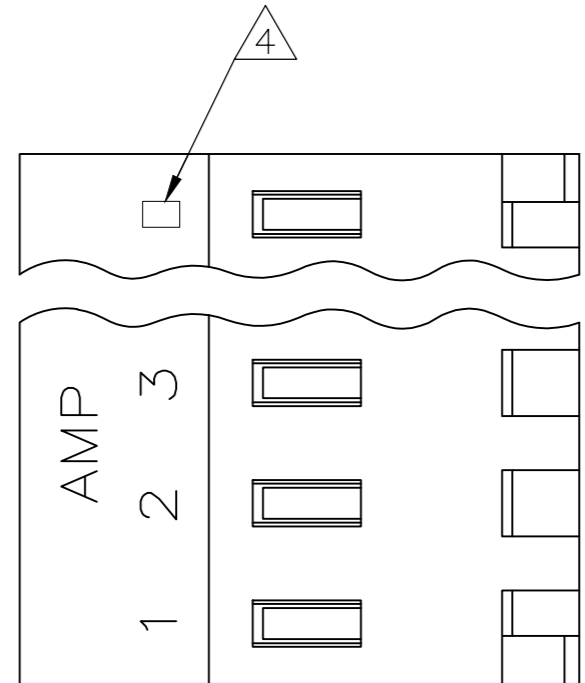


THIS DRAWING IS UNPUBLISHED. RELEASED FOR PUBLICATION
 © COPYRIGHT - By - TE CONNECTIVITY ALL RIGHTS RESERVED.

LOC	DIST	REVISIONS			
P	LTR	DESCRIPTION	DATE	DWN	APVD
CM	0	F1	REVISED PER ECR-20-100206	13JUL2020	BDA SW



1 MATERIAL:
 CONNECTOR - NYLON UL94V-2 (RED).
 CONTACTS - 0.30[.012] THICK COPPER ALLOY.
 PLATING - 0.00038 [.000015] GOLD THK OR 0.00008 [.000003] MIN THK GOLD FLASH OVER 0.00030 [.000012] THK PALLADIUM NICKEL PER TE CONNECTIVITY'S DISCRETION. IN CONTACT AREA.
 0.00203[.000080] MIN THICKNESS BRIGHT TIN-LEAD IN SLOT AREA FOR 647478-2 THRU 2-647478-4 OR MATTE WHISKER MITIGATED TIN IN SLOT AREA FOR 3-647478-2 THRU 5-647478-4 OVER NICKEL UNDERPLATE.

- 2 CONTACTS ACCEPT 22 AWG WIRE WITH 2.41[.095] MAX INSULATION DIAMETER.
- 3 CONTACTS MUST ACCEPT 1.14±0.03[.045±.001] SQUARE POST AND REMAIN LOCKED IN POSITION.
- 4 IDENTIFICATION NUMBER FOR LAST CIRCUIT MAY NOT APPEAR ON ALL ASSEMBLIES.
- 5 DIMENSIONS IN BRACKETS ARE IN INCHES.
- 6 HOUSING FEATURES ARE: CLOSED END WITH LOCKING RAMP AND POLARIZING TAB.
- 7 NOTE DELETED.
- 8 NOTE DELETED.
- 9 OBSOLETE PARTS: OBSOLETE CIS STREAMLINING PER D.RENAUD/D.SINISI 9

CONTACT FINISH	DIM A	NO. OF CIRCUITS	PART NO.
TIN	47.55 [1.872]	12	4-647478-2
	43.59 [1.716]	11	4-647478-1
	39.62 [1.56]	10	4-647478-0
	35.66 [1.404]	9	3-647478-9
	31.70 [1.248]	8	3-647478-8
	27.74 [1.092]	7	3-647478-7
	23.77 [.936]	6	3-647478-6
	19.81 [.780]	5	3-647478-5
	15.85 [.624]	4	3-647478-4
	11.89 [.468]	3	3-647478-3
	7.92 [.312]	2	3-647478-2
	TIN-LEAD	47.55 [1.872]	12
43.59 [1.716]		11	4-647478-1
39.62 [1.56]		10	4-647478-0
35.66 [1.404]		9	3-647478-9
31.70 [1.248]		8	3-647478-8
27.74 [1.092]		7	3-647478-7
23.77 [.936]		6	3-647478-6
19.81 [.780]		5	3-647478-5
15.85 [.624]		4	3-647478-4
11.89 [.468]		3	3-647478-3
7.92 [.312]		2	3-647478-2

9 SUPERSEDED
 OBSOLETE
 OBSOLETE
 SUPERSEDED
 OBSOLETE
 OBSOLETE

THIS DRAWING IS A CONTROLLED DOCUMENT. DWN 09-NOV-2000 K. WHITAKER
 CHK 09-NOV-2000 D. BOSSI
 APVD -
 PRODUCT SPEC 108-1051
 APPLICATION SPEC 114-1020
 MATERIAL 1 FINISH -
 WEIGHT -
 CUSTOMER DRAWING

TE TE Connectivity
 MTA-156 CONNECTOR ASSEMBLY,
 22 AWG, STANDARD

SIZE	CAGE CODE	DRAWING NO	RESTRICTED TO
A2	00779	C=647478	-
SCALE	SHEET	REV	
4:1	1 OF 1	F1	

Mouser Electronics

Authorized Distributor

Click to View Pricing, Inventory, Delivery & Lifecycle Information:

[TE Connectivity:](#)

[647478-3](#)