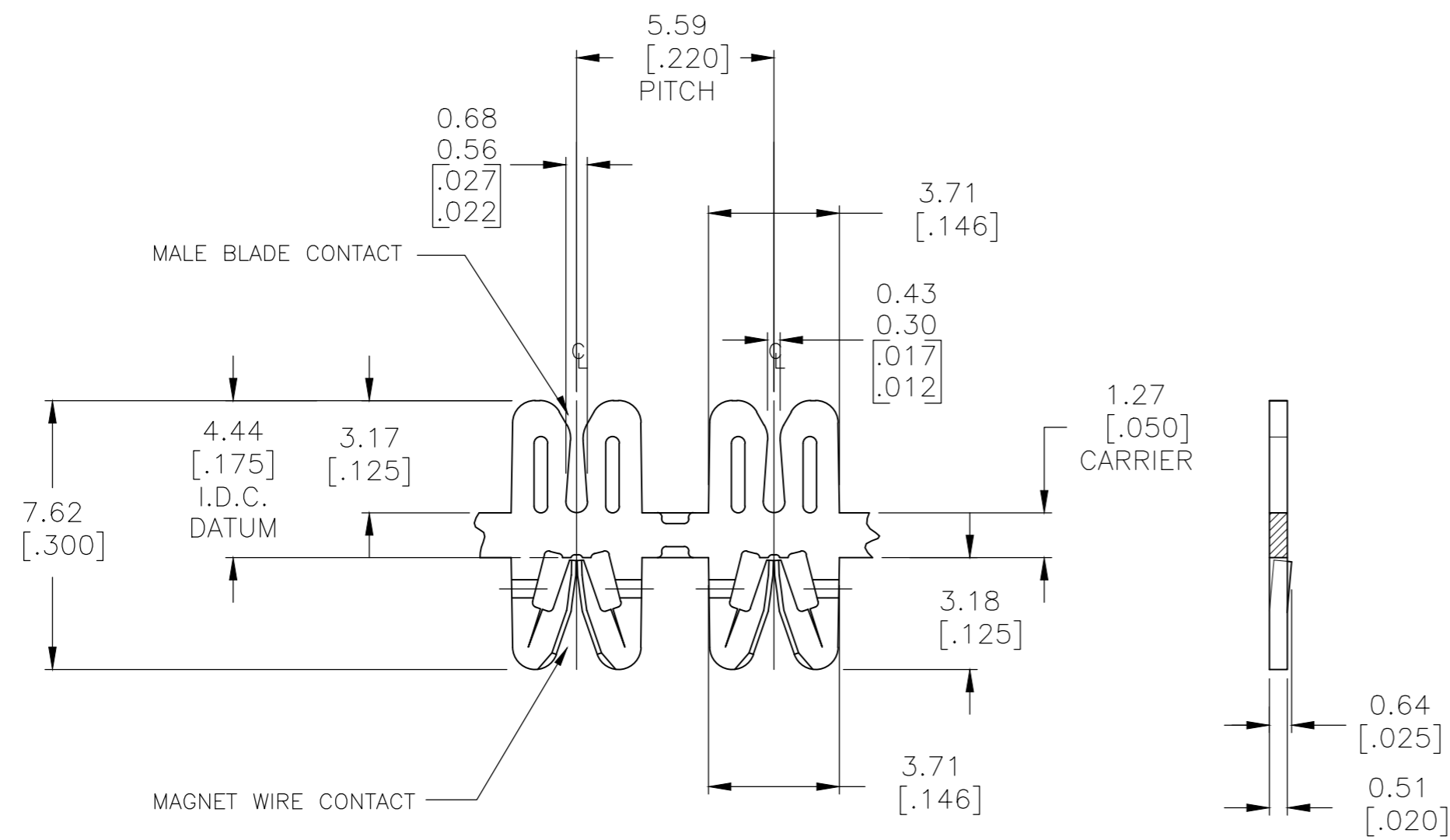
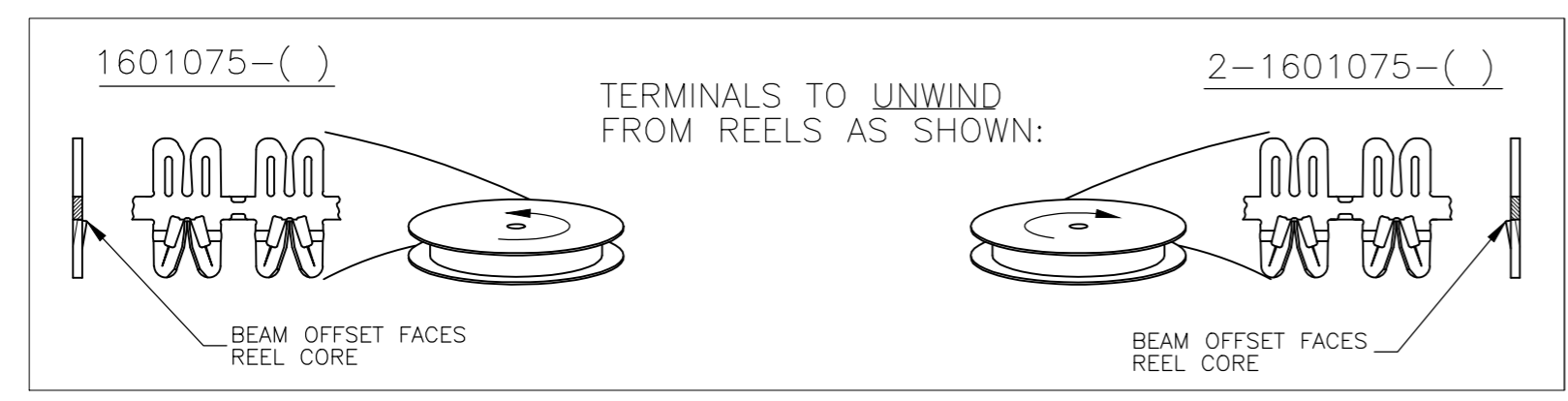
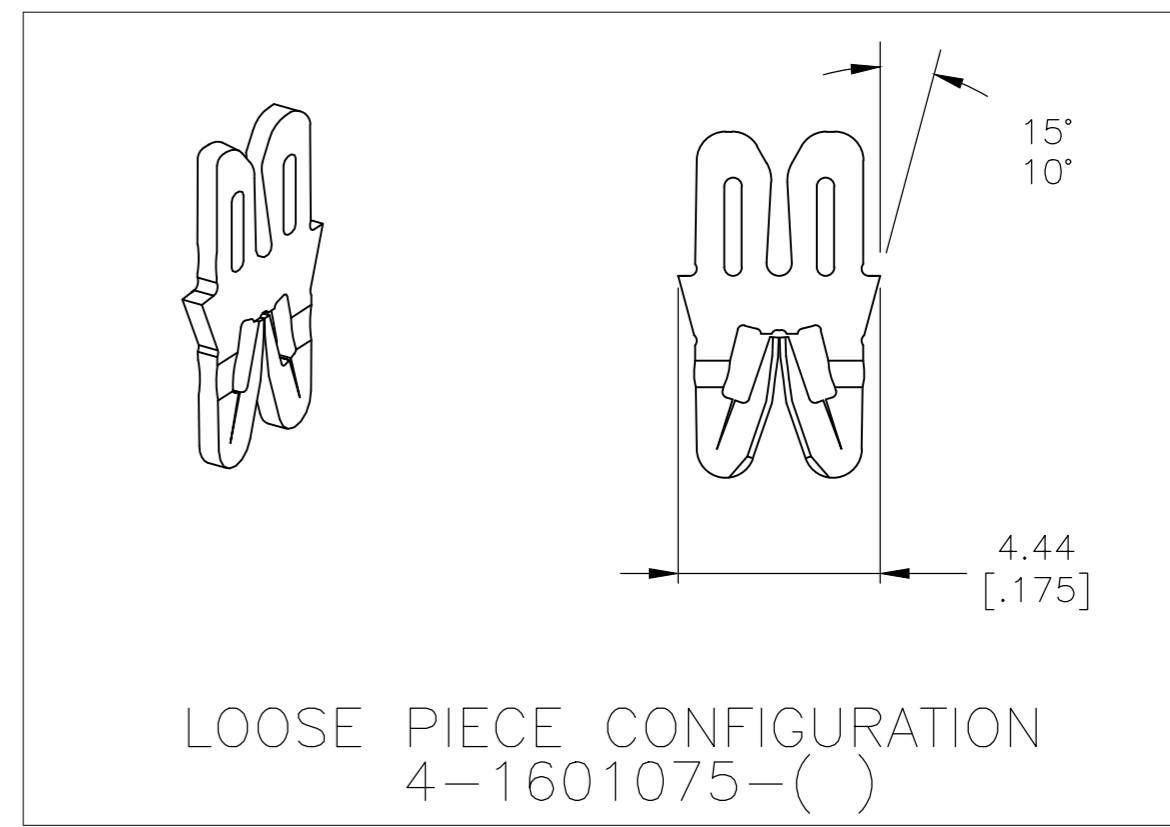


THIS DRAWING IS UNPUBLISHED. RELEASED FOR PUBLICATION  
 © COPYRIGHT - By - ALL RIGHTS RESERVED.

REVISIONS				
P	LTR	DESCRIPTION	DATE	APVD
D5		REVISED PER ECR-18-001421	30JAN2018	JH PKS



- 1 SPECIFICATIONS:  
 MAGNET WIRE #18 - #34 AWG,  
 0.16MM(.006")-1.02MM(.040") DIA COPPER.  
 OTHER SIZES MAY BE ACCOMMODATED,  
 CONSULT TYCO ELECTRONICS FOR APPROVAL.  
 MALE BLADE 0.5MM(.020") THICK BRASS
- 2 POCKET RECOMMENDATION: #1601425
- 3 TERMINALS TO BE APPLIED PER TYCO ELECTRONICS SPECIFICATION 114-13166 FIGURE 11.
- 4 PRODUCT SPECIFICATION: STANDARD SIAMEZE 108-2085
- 5 PRODUCT SPECIFICATION: HIGH TEMPERATURE 108-2293
- 6 PRELIMINARY-FOR QUOTATION



5	EXTRA HARD CU ALLOY	UNPLATED	-	6	4-1601075-4
5	EXTRA HARD CU ALLOY	UNPLATED	-	6	2-1601075-4
4	BRASS, SPRING HARD	PRE-TIN PLATE OVER COPPER UNDERPLATE	031-145-014		4-1601075-2
4	BRASS, SPRING HARD	UNPLATED	031-145-014		4-1601075-1
4	BRASS, SPRING HARD	POST TIN PLATE OVER NICKEL UNDERPLATE	-		2-1601075-3
4	BRASS, SPRING HARD	PRE-TIN PLATE OVER COPPER UNDERPLATE	131-146-014		2-1601075-2
4	BRASS, SPRING HARD	UNPLATED	131-146-000		2-1601075-1
4	BRASS, SPRING HARD	PRE-TIN PLATE OVER COPPER UNDERPLATE	131-145-014		1601075-2
4	BRASS, SPRING HARD	UNPLATED	131-145-000		1601075-1
	MATERIAL	FINISH	REFERENCE PART NUMBER		PART NUMBER

THIS DRAWING IS A CONTROLLED DOCUMENT.

DWN J.WELLER 11JAN2002  
 CHK M.FEHER 11JAN2002  
 APVD K.RANDOLPH 11JAN2002

TE Connectivity Ltd.

STANDARD RANGE WIRE TO BLADE, SIAMEZE TERMINAL

SEE NOTES

SIZE A2 CAGE CODE 00779 DRAWING NO C=1601075 RESTRICTED TO -

WEIGHT 0.000000 SCALE 6:1 SHEET 1 OF 1 REV D5

CUSTOMER DRAWING

# Mouser Electronics

Authorized Distributor

Click to View Pricing, Inventory, Delivery & Lifecycle Information:

[TE Connectivity:](#)

[4-1601075-2](#)