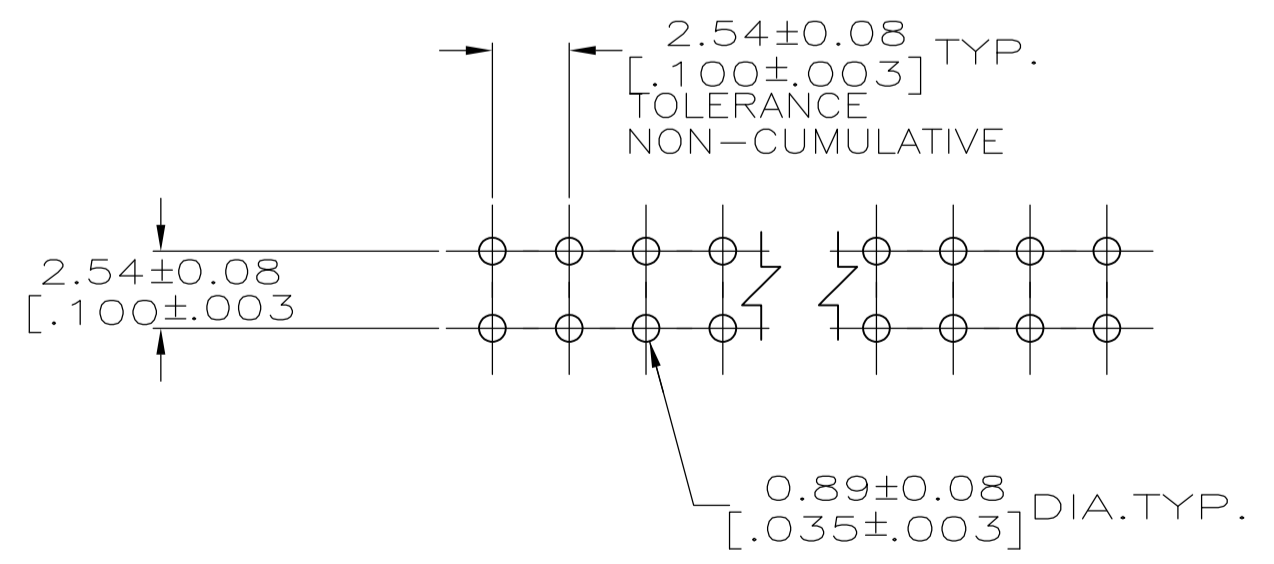
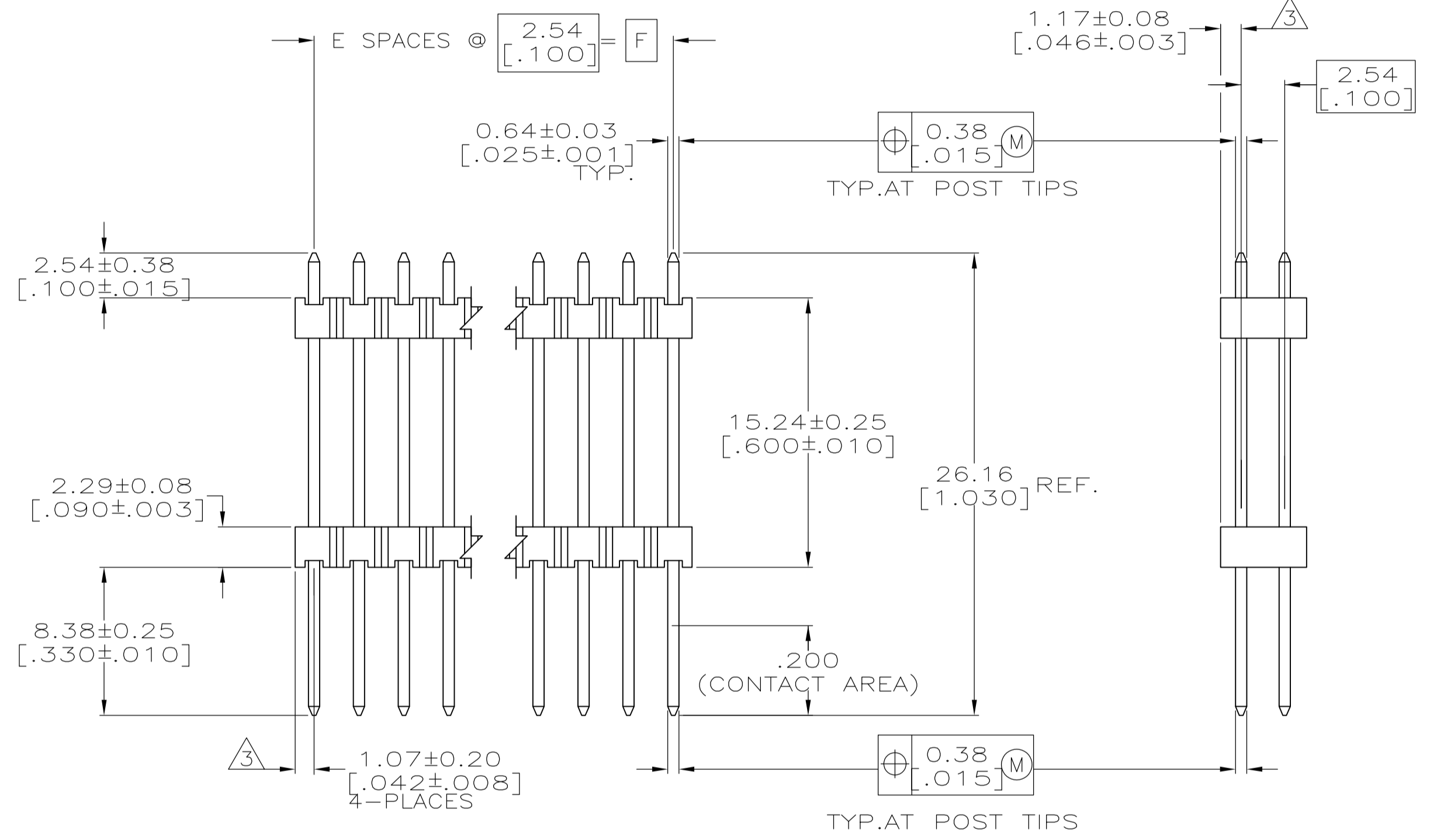
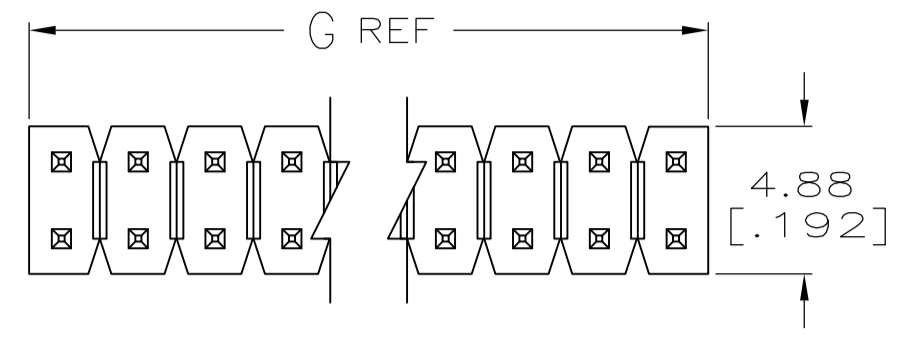


- ASSEMBLY MAY BE BROKEN TO THE DESIRED NUMBER OF POSITIONS
- TRUE POSITION TOLERANCE OF THE POST TIPS APPLIES WHEN THE HEADER IS HELD FLAT AGAINST THE PRINTED CIRCUIT BOARD
- THE NOTED DIMENSIONS APPLY AT THE INTERSECTION OF THE POST AND HOUSING
- HOUSING: FLAME RETARDANT THERMOPLASTIC; COLOR: BLACK.
- FINISH: 0.000381 [.000015] GOLD ON CONTACT AREA, 0.00254-0.00508 [.000100-.000200] MATTE TIN-LEAD ON SOLDER TAIL, ALL OVER 0.00127 [.000050] NICKEL.
- FINISH: 0.000381 [.000015] GOLD ON CONTACT AREA, 0.00254-0.00508 [.000100-.000200] MATTE TIN ON SOLDER TAIL, ALL OVER 0.00127 [.000050] NICKEL.
- HIGH TEMPERATURE CONFIGURATION.



RECOMMENDED HOLE LAYOUT

| REMARKS | PLATING | G              | F             | E  | NO. OF POSITIONS | PART NUMBER |
|---------|---------|----------------|---------------|----|------------------|-------------|
|         | 6       | 101.19 [3.984] | 99.06 [3.900] | 39 | 80               | 9-146497-0  |
|         | 6       | 98.65 [3.884]  | 96.52 [3.800] | 38 | 78               | 8-146497-9  |
|         | 6       | 96.11 [3.784]  | 93.98 [3.700] | 37 | 76               | 8-146497-8  |
|         | 6       | 93.57 [3.684]  | 91.44 [3.600] | 36 | 74               | 8-146497-7  |
|         | 6       | 91.03 [3.584]  | 88.90 [3.500] | 35 | 72               | 8-146497-6  |
|         | 6       | 88.49 [3.484]  | 86.36 [3.400] | 34 | 70               | 8-146497-5  |
|         | 6       | 85.95 [3.384]  | 83.82 [3.300] | 33 | 68               | 8-146497-4  |
|         | 6       | 83.41 [3.284]  | 81.28 [3.200] | 32 | 66               | 8-146497-3  |
|         | 6       | 80.87 [3.184]  | 78.74 [3.100] | 31 | 64               | 8-146497-2  |
|         | 6       | 78.33 [3.084]  | 76.20 [3.000] | 30 | 62               | 8-146497-1  |
|         | 6       | 75.79 [2.984]  | 73.66 [2.900] | 29 | 60               | 8-146497-0  |
|         | 6       | 73.25 [2.884]  | 71.12 [2.800] | 28 | 58               | 7-146497-9  |
|         | 6       | 70.71 [2.784]  | 68.58 [2.700] | 27 | 56               | 7-146497-8  |
|         | 6       | 68.17 [2.684]  | 66.04 [2.600] | 26 | 54               | 7-146497-7  |
|         | 6       | 65.63 [2.584]  | 63.50 [2.500] | 25 | 52               | 7-146497-6  |
|         | 6       | 63.09 [2.484]  | 60.96 [2.400] | 24 | 50               | 7-146497-5  |
|         | 6       | 60.55 [2.384]  | 58.42 [2.300] | 23 | 48               | 7-146497-4  |
|         | 6       | 58.01 [2.284]  | 55.88 [2.200] | 22 | 46               | 7-146497-3  |
|         | 6       | 55.47 [2.184]  | 53.34 [2.100] | 21 | 44               | 7-146497-2  |
|         | 6       | 52.93 [2.084]  | 50.80 [2.000] | 20 | 42               | 7-146497-1  |
|         | 6       | 50.39 [1.984]  | 48.26 [1.900] | 19 | 40               | 7-146497-0  |
|         | 6       | 47.85 [1.884]  | 45.72 [1.800] | 18 | 38               | 6-146497-9  |
|         | 6       | 45.31 [1.784]  | 43.18 [1.700] | 17 | 36               | 6-146497-8  |
|         | 6       | 42.77 [1.684]  | 40.64 [1.600] | 16 | 34               | 6-146497-7  |
|         | 6       | 40.23 [1.584]  | 38.10 [1.500] | 15 | 32               | 6-146497-6  |
|         | 6       | 37.69 [1.484]  | 35.56 [1.400] | 14 | 30               | 6-146497-5  |
|         | 6       | 35.15 [1.384]  | 33.02 [1.300] | 13 | 28               | 6-146497-4  |
|         | 6       | 32.61 [1.284]  | 30.48 [1.200] | 12 | 26               | 6-146497-3  |
|         | 6       | 30.07 [1.184]  | 27.94 [1.100] | 11 | 24               | 6-146497-2  |
|         | 6       | 27.53 [1.084]  | 25.40 [1.000] | 10 | 22               | 6-146497-1  |
|         | 6       | 24.99 [0.984]  | 22.86 [0.900] | 9  | 20               | 6-146497-0  |
|         | 6       | 22.45 [0.884]  | 20.32 [0.800] | 8  | 18               | 5-146497-9  |
|         | 6       | 19.91 [0.784]  | 17.78 [0.700] | 7  | 16               | 5-146497-8  |
|         | 6       | 17.37 [0.684]  | 15.24 [0.600] | 6  | 14               | 5-146497-7  |
|         | 6       | 14.83 [0.584]  | 12.70 [0.500] | 5  | 12               | 5-146497-6  |
|         | 6       | 12.29 [0.484]  | 10.16 [0.400] | 4  | 10               | 5-146497-5  |
|         | 6       | 9.75 [0.384]   | 7.62 [0.300]  | 3  | 8                | 5-146497-4  |
|         | 6       | 7.21 [0.284]   | 5.08 [0.200]  | 2  | 6                | 5-146497-3  |
|         | 6       | 4.67 [0.184]   | 2.54 [0.100]  | 1  | 4                | 5-146497-2  |
|         | 6       | 2.13 [0.084]   | -             | -  | 2                | 5-146497-1  |

| PLATING | G              | F             | E  | NO. OF POSITIONS | PART NUMBER |
|---------|----------------|---------------|----|------------------|-------------|
| 5       | 101.19 [3.984] | 99.06 [3.900] | 39 | 80               | 4-146497-0  |
| 5       | 98.65 [3.884]  | 96.52 [3.800] | 38 | 78               | 3-146497-9  |
| 5       | 96.11 [3.784]  | 93.98 [3.700] | 37 | 76               | 3-146497-8  |
| 5       | 93.57 [3.684]  | 91.44 [3.600] | 36 | 74               | 3-146497-7  |
| 5       | 91.03 [3.584]  | 88.90 [3.500] | 35 | 72               | 3-146497-6  |
| 5       | 88.49 [3.484]  | 86.36 [3.400] | 34 | 70               | 3-146497-5  |
| 5       | 85.95 [3.384]  | 83.82 [3.300] | 33 | 68               | 3-146497-4  |
| 5       | 83.41 [3.284]  | 81.28 [3.200] | 32 | 66               | 3-146497-3  |
| 5       | 80.87 [3.184]  | 78.74 [3.100] | 31 | 64               | 3-146497-2  |
| 5       | 78.33 [3.084]  | 76.20 [3.000] | 30 | 62               | 3-146497-1  |
| 5       | 75.79 [2.984]  | 73.66 [2.900] | 29 | 60               | 3-146497-0  |
| 5       | 73.25 [2.884]  | 71.12 [2.800] | 28 | 58               | 2-146497-9  |
| 5       | 70.71 [2.784]  | 68.58 [2.700] | 27 | 56               | 2-146497-8  |
| 5       | 68.17 [2.684]  | 66.04 [2.600] | 26 | 54               | 2-146497-7  |
| 5       | 65.63 [2.584]  | 63.50 [2.500] | 25 | 52               | 2-146497-6  |
| 5       | 63.09 [2.484]  | 60.96 [2.400] | 24 | 50               | 2-146497-5  |
| 5       | 60.55 [2.384]  | 58.42 [2.300] | 23 | 48               | 2-146497-4  |
| 5       | 58.01 [2.284]  | 55.88 [2.200] | 22 | 46               | 2-146497-3  |
| 5       | 55.47 [2.184]  | 53.34 [2.100] | 21 | 44               | 2-146497-2  |
| 5       | 52.93 [2.084]  | 50.80 [2.000] | 20 | 42               | 2-146497-1  |
| 5       | 50.39 [1.984]  | 48.26 [1.900] | 19 | 40               | 2-146497-0  |
| 5       | 47.85 [1.884]  | 45.72 [1.800] | 18 | 38               | 1-146497-9  |
| 5       | 45.31 [1.784]  | 43.18 [1.700] | 17 | 36               | 1-146497-8  |
| 5       | 42.77 [1.684]  | 40.64 [1.600] | 16 | 34               | 1-146497-7  |
| 5       | 40.23 [1.584]  | 38.10 [1.500] | 15 | 32               | 1-146497-6  |
| 5       | 37.69 [1.484]  | 35.56 [1.400] | 14 | 30               | 1-146497-5  |
| 5       | 35.15 [1.384]  | 33.02 [1.300] | 13 | 28               | 1-146497-4  |
| 5       | 32.61 [1.284]  | 30.48 [1.200] | 12 | 26               | 1-146497-3  |
| 5       | 30.07 [1.184]  | 27.94 [1.100] | 11 | 24               | 1-146497-2  |
| 5       | 27.53 [1.084]  | 25.40 [1.000] | 10 | 22               | 1-146497-1  |
| 5       | 24.99 [0.984]  | 22.86 [0.900] | 9  | 20               | 1-146497-0  |
| 5       | 22.45 [0.884]  | 20.32 [0.800] | 8  | 18               | 146497-9    |
| 5       | 19.91 [0.784]  | 17.78 [0.700] | 7  | 16               | 146497-8    |
| 5       | 17.37 [0.684]  | 15.24 [0.600] | 6  | 14               | 146497-7    |
| 5       | 14.83 [0.584]  | 12.70 [0.500] | 5  | 12               | 146497-6    |
| 5       | 12.29 [0.484]  | 10.16 [0.400] | 4  | 10               | 146497-5    |
| 5       | 9.75 [0.384]   | 7.62 [0.300]  | 3  | 8                | 146497-4    |
| 5       | 7.21 [0.284]   | 5.08 [0.200]  | 2  | 6                | 146497-3    |
| 5       | 4.67 [0.184]   | 2.54 [0.100]  | 1  | 4                | 146497-2    |
| 5       | 2.13 [0.084]   | -             | -  | 2                | 146497-1    |

THIS DRAWING IS A CONTROLLED DOCUMENT.

|                         |  |           |                       |                       |                       |                      |          |
|-------------------------|--|-----------|-----------------------|-----------------------|-----------------------|----------------------|----------|
| DIMENSIONS: mm [INCHES] | TOLERANCES UNLESS OTHERWISE SPECIFIED: | 0 PLC ± - | 1 PLC ± 0.127 [0.005] | 2 PLC ± 0.254 [0.010] | 3 PLC ± 0.508 [0.020] | 4 PLC ± 1.27 [0.050] | ANGLES ± |
|-------------------------|--|-----------|-----------------------|-----------------------|-----------------------|----------------------|----------|

MATERIAL: 4 FINISH: SEE TABLE

APPROVED: J. GEFSEFORD 21APROS

NAME: J. GEFSEFORD 21APROS

PRODUCT SPEC: -

APPLICATION SPEC: -

WEIGHT: -

CUSTOMER DRAWING

STE TE Connectivity

HEADER ASSEMBLY, MOD II, STACKING, DOUBLE ROW, .025 SQ.POST, UNSHROUDED

SIZE: A1

SCALE: 4:1

SHEET 1 OF 1

REV P

# Mouser Electronics

Authorized Distributor

Click to View Pricing, Inventory, Delivery & Lifecycle Information:

[TE Connectivity:](#)

[7-146497-5](#)