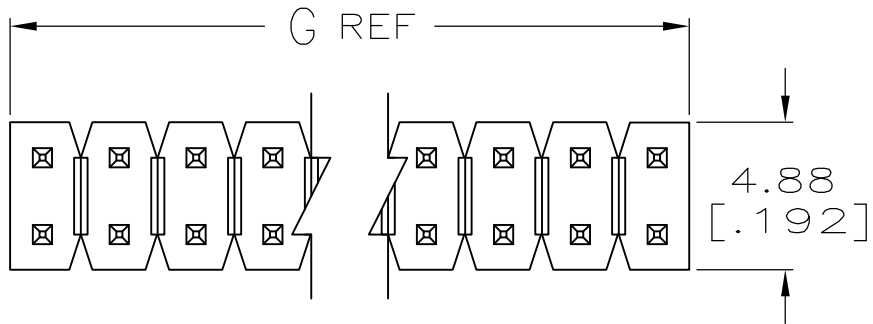
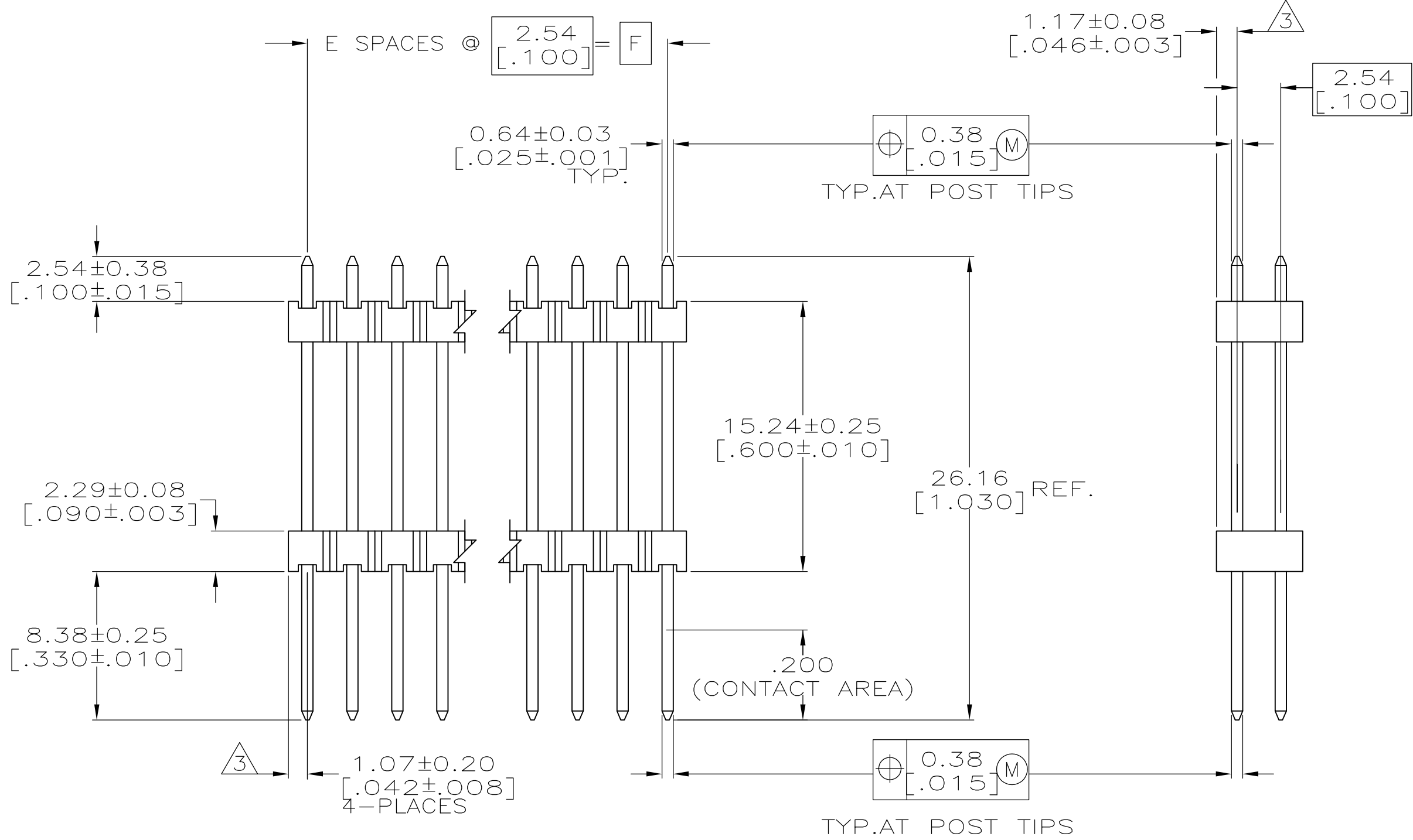


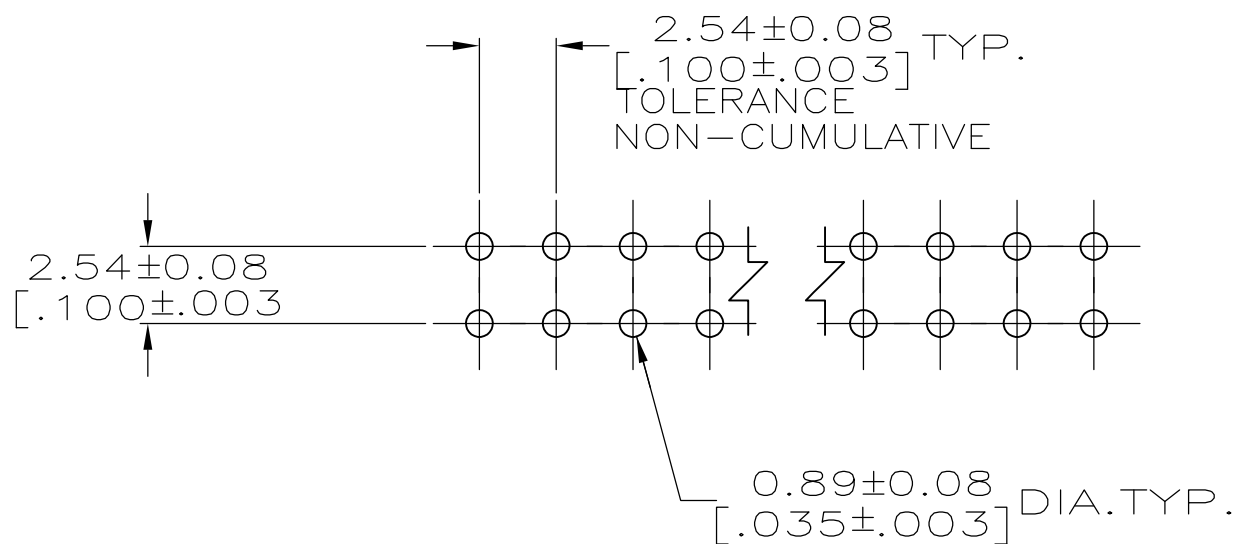
D



C



B



A

RECOMMENDED HOLE LAYOUT

1. ASSEMBLY MAY BE BROKEN TO THE DESIRED NUMBER OF POSITIONS
2. TRUE POSITION TOLERANCE OF THE POST TIPS APPLIES WHEN THE HEADER IS HELD FLAT AGAINST THE PRINTED CIRCUIT BOARD
3. THE NOTED DIMENSIONS APPLY AT THE INTERSECTION OF THE POST AND HOUSING
4. HOUSING: FLAME RETARDANT THERMOPLASTIC; COLOR: BLACK.
5. FINISH: 0.000381 [.000015] GOLD ON CONTACT AREA, 0.00254-0.00508 [.000100-.000200] MATTE TIN-LEAD ON SOLDER TAIL, ALL OVER 0.00127 [.000050] NICKEL.
6. FINISH: 0.000381 [.000015] GOLD ON CONTACT AREA, 0.00254-0.00508 [.000100-.000200] MATTE TIN ON SOLDER TAIL, ALL OVER 0.00127 [.000050] NICKEL.
7. HIGH TEMPERATURE CONFIGURATION.

7	6	101.19 [3.984]	99.06 [3.900]	39	80	9-146497-0
7	6	98.65 [3.884]	96.52 [3.800]	38	78	8-146497-9
7	6	96.11 [3.784]	93.98 [3.700]	37	76	8-146497-8
7	6	93.57 [3.684]	91.44 [3.600]	36	74	8-146497-7
7	6	91.03 [3.584]	88.90 [3.500]	35	72	8-146497-6
7	6	88.49 [3.484]	86.36 [3.400]	34	70	8-146497-5
7	6	85.95 [3.384]	83.82 [3.300]	33	68	8-146497-4
7	6	83.41 [3.284]	81.28 [3.200]	32	66	8-146497-3
7	6	80.87 [3.184]	78.74 [3.100]	31	64	8-146497-2
7	6	78.33 [3.084]	76.20 [3.000]	30	62	8-146497-1
7	6	75.79 [2.984]	73.66 [2.900]	29	60	8-146497-0
7	6	73.25 [2.884]	71.12 [2.800]	28	58	7-146497-9
7	6	70.71 [2.784]	68.58 [2.700]	27	56	7-146497-8
7	6	68.17 [2.684]	66.04 [2.600]	26	54	7-146497-7
7	6	65.63 [2.584]	63.50 [2.500]	25	52	7-146497-6
7	6	63.09 [2.484]	60.96 [2.400]	24	50	7-146497-5
7	6	60.55 [2.384]	58.42 [2.300]	23	48	7-146497-4
7	6	58.01 [2.284]	55.88 [2.200]	22	46	7-146497-3
7	6	55.47 [2.184]	53.34 [2.100]	21	44	7-146497-2
7	6	52.93 [2.084]	50.80 [2.000]	20	42	7-146497-1
7	6	50.39 [1.984]	48.26 [1.900]	19	40	7-146497-0
7	6	47.85 [1.884]	45.72 [1.800]	18	38	6-146497-9
7	6	45.31 [1.784]	43.18 [1.700]	17	36	6-146497-8
7	6	42.77 [1.684]	40.64 [1.600]	16	34	6-146497-7
7	6	40.23 [1.584]	38.10 [1.500]	15	32	6-146497-6
7	6	37.69 [1.484]	35.56 [1.400]	14	30	6-146497-5
7	6	35.15 [1.384]	33.02 [1.300]	13	28	6-146497-4
7	6	32.61 [1.284]	30.48 [1.200]	12	26	6-146497-3
7	6	30.07 [1.184]	27.94 [1.100]	11	24	6-146497-2
7	6	27.53 [1.084]	25.40 [1.000]	10	22	6-146497-1
7	6	24.99 [.984]	22.86 [.900]	9	20	6-146497-0
7	6	22.45 [.884]	20.32 [.800]	8	18	5-146497-9
7	6	19.91 [.784]	17.78 [.700]	7	16	5-146497-8
7	6	17.37 [.684]	15.24 [.600]	6	14	5-146497-7
7	6	14.83 [.584]	12.70 [.500]	5	12	5-146497-6
7	6	12.29 [.484]	10.16 [.400]	4	10	5-146497-5
7	6	9.75 [.384]	7.62 [.300]	3	8	5-146497-4
7	6	7.21 [.284]	5.08 [.200]	2	6	5-146497-3
7	6	4.67 [.184]	2.54 [.100]	1	4	5-146497-2
7	6	2.13 [.084]	-	-	2	5-146497-1
REMARKS	PLATING	G	F	E	NO. OF POSITIONS	PART NUMBER

5	101.19 [3.984]	99.06 [3.900]	39	80	4-146497-0
5	98.65 [3.884]	96.52 [3.800]	38	78	3-146497-9
5	96.11 [3.784]	93.98 [3.700]	37	76	3-146497-8
5	93.57 [3.684]	91.44 [3.600]	36	74	3-146497-7
5	91.03 [3.584]	88.90 [3.500]	35	72	3-146497-6
5	88.49 [3.484]	86.36 [3.400]	34	70	3-146497-5
5	85.95 [3.384]	83.82 [3.300]	33	68	3-146497-4
5	83.41 [3.284]	81.28 [3.200]	32	66	3-146497-3
5	80.87 [3.184]	78.74 [3.100]	31	64	3-146497-2
5	78.33 [3.084]	76.20 [3.000]	30	62	3-146497-1
5	75.79 [2.984]	73.66 [2.900]	29	60	3-146497-0
5	73.25 [2.884]	71.12 [2.800]	28	58	2-146497-9
5	70.71 [2.784]	68.58 [2.700]	27	56	2-146497-8
5	68.17 [2.684]	66.04 [2.600]	26	54	2-146497-7
5	65.63 [2.584]	63.50 [2.500]	25	52	2-146497-6
5	63.09 [2.484]	60.96 [2.400]	24	50	2-146497-5
5	60.55 [2.384]	58.42 [2.300]	23	48	2-146497-4
5	58.01 [2.284]	55.88 [2.200]	22	46	2-146497-3
5	55.47 [2.184]	53.34 [2.100]	21	44	2-146497-2
5	52.93 [2.084]	50.80 [2.000]	20	42	2-146497-1
5	50.39 [1.984]	48.26 [1.900]	19	40	2-146497-0
5	47.85 [1.884]	45.72 [1.800]	18	38	1-146497-9
5	45.31 [1.784]	43.18 [1.700]	17	36	1-146497-8
5	42.77 [1.684]	40.64 [1.600]	16	34	1-146497-7
5	40.23 [1.584]	38.10 [1.500]	15	32	1-146497-6
5	37.69 [1.484]	35.56 [1.400]	14	30	1-146497-5
5	35.15 [1.384]	33.02 [1.300]	13	28	1-146497-4
5	32.61 [1.284]	30.48 [1.200]	12	26	1-146497-3
5	30.07 [1.184]	27.94 [1.100]	11	24	1-146497-2
5	27.53 [1.084]	25.40 [1.000]	10	22	1-146497-1
5	24.99 [.984]	22.86 [.900]	9	20	1-146497-0
5	22.45 [.884]	20.32 [.800]	8	18	146497-9
5	19.91 [.784]	17.78 [.700]	7	16	146497-8
5	17.37 [.684]	15.24 [.600]	6	14	146497-7
5	14.83 [.584]	12.70 [.500]	5	12	146497-6
5	12.29 [.484]	10.16 [.400]	4	10	146497-5
5	9.75 [.384]	7.62 [.300]	3	8	146497-4
5	7.21 [.284]	5.08 [.200]	2	6	146497-3
5	4.67 [.184]	2.54 [.100]	1	4	146497-2
5	2.13 [.084]	-	-	2	146497-1
PLATING	G	F	E	NO. OF POSITIONS	PART NUMBER

THIS DRAWING IS A CONTROLLED DOCUMENT.

DIMENSIONS:
mm [INCHES]

TOLERANCES UNLESS OTHERWISE SPECIFIED:
0 PLC ± -
1 PLC ± -
2 PLC ± 0.51[.02]
3 PLC ± 0.127[.005]
4 PLC ± 0.0127[.0005]
ANGLES ± -
FINISH SEE TABLE

DWN R BROWN 21APROS
CHK J GESFORD 21APROS
APVD J GESFORD 21APROS

PRODUCT SPEC
APPLICATION SPEC
WEIGHT -
CUSTOMER DRAWING

NAME

SIZE CAGE CODE DRAWING NO
A1 00779 146497

RESTRICTED TO

TE Connectivity

HEADER ASSEMBLY, MOD II,
STACKING, DOUBLE ROW,
.025 SQ.POST, UNSHROUDED

SCALE 4:1 SHEET 1 OF 1 REV P

4805 (3/11)

Mouser Electronics

Authorized Distributor

Click to View Pricing, Inventory, Delivery & Lifecycle Information:

[TE Connectivity:](#)

[6-146497-1](#)