


































	101.19 [3.984]	99.06 [3.900]	39	80	9-146483-0
	98.65 [3.884]	96.52 [3.800]	38	78	8-146483-9
	96.11 [3.784]	93.98 [3.700]	37	76	8-146483-8
	93.57 [3.684]	91.44 [3.600]	36	74	8-146483-7
	91.03 [3.584]	88.90 [3.500]	35	72	8-146483-6
	88.49 [3.484]	86.36 [3.400]	34	70	8-146483-5
	85.95 [3.384]	83.82 [3.300]	33	68	8-146483-4
	83.41 [3.284]	81.28 [3.200]	32	66	8-146483-3
	80.87 [3.184]	78.74 [3.100]	31	64	8-146483-2
	78.33 [3.084]	76.20 [3.000]	30	62	8-146483-1
	75.79 [2.984]	73.66 [2.900]	29	60	8-146483-0
	73.25 [2.884]	71.12 [2.800]	28	58	7-146483-9
	70.71 [2.784]	68.58 [2.700]	27	56	7-146483-8
	68.17 [2.684]	66.04 [2.600]	26	54	7-146483-7
	65.63 [2.584]	63.50 [2.500]	25	52	7-146483-6
	63.09 [2.484]	60.96 [2.400]	24	50	7-146483-5
	60.55 [2.384]	58.42 [2.300]	23	48	7-146483-4
	58.01 [2.284]	55.88 [2.200]	22	46	7-146483-3
	55.47 [2.184]	53.34 [2.100]	21	44	7-146483-2
	52.93 [2.084]	50.80 [2.000]	20	42	7-146483-1
	50.39 [1.984]	48.26 [1.900]	19	40	7-146483-0
	47.85 [1.884]	45.72 [1.800]	18	38	6-146483-9
	45.31 [1.784]	43.18 [1.700]	17	36	6-146483-8
	42.77 [1.684]	40.64 [1.600]	16	34	6-146483-7
	40.23 [1.584]	38.10 [1.500]	15	32	6-146483-6
	37.69 [1.484]	35.56 [1.400]	14	30	6-146483-5
	35.15 [1.384]	33.02 [1.300]	13	28	6-146483-4
	32.61 [1.284]	30.48 [1.200]	12	26	6-146483-3
	30.07 [1.184]	27.94 [1.100]	11	24	6-146483-2
	27.53 [1.084]	25.40 [1.000]	10	22	6-146483-1
	24.99 [.984]	22.86 [.900]	9	20	6-146483-0
	22.45 [.884]	20.32 [.800]	8	18	5-146483-9
	19.91 [.784]	17.78 [.700]	7	16	5-146483-8
	17.37 [.684]	15.24 [.600]	6	14	5-146483-7
	14.83 [.584]	12.70 [.500]	5	12	5-146483-6
	12.29 [.484]	10.16 [.400]	4	10	5-146483-5
	9.75 [.384]	7.62 [.300]	3	8	5-146483-4
	7.21 [.284]	5.08 [.200]	2	6	5-146483-3
	4.67 [.184]	2.54 [.100]	1	4	5-146483-2
	2.13 [.084]	-	-	2	5-146483-1
PLATING	G	F	E	NO. OF POSITIONS	PART NUMBER

5	101.19 [3.984]	99.06 [3.900]	39	80	4-146483-0
5	98.65 [3.884]	96.52 [3.800]	38	78	3-146483-9
5	96.11 [3.784]	93.98 [3.700]	37	76	3-146483-8
5	93.57 [3.684]	91.44 [3.600]	36	74	3-146483-7
5	91.03 [3.584]	88.90 [3.500]	35	72	3-146483-6
5	88.49 [3.484]	86.36 [3.400]	34	70	3-146483-5
5	85.95 [3.384]	83.82 [3.300]	33	68	3-146483-4
5	83.41 [3.284]	81.28 [3.200]	32	66	3-146483-3
5	80.87 [3.184]	78.74 [3.100]	31	64	3-146483-2
5	78.33 [3.084]	76.20 [3.000]	30	62	3-146483-1
5	75.79 [2.984]	73.66 [2.900]	29	60	3-146483-0
5	73.25 [2.884]	71.12 [2.800]	28	58	2-146483-9
5	70.71 [2.784]	68.58 [2.700]	27	56	2-146483-8
5	68.17 [2.684]	66.04 [2.600]	26	54	2-146483-7
5	65.63 [2.584]	63.50 [2.500]	25	52	2-146483-6
5	63.09 [2.484]	60.96 [2.400]	24	50	2-146483-5
5	60.55 [2.384]	58.42 [2.300]	23	48	2-146483-4
5	58.01 [2.284]	55.88 [2.200]	22	46	2-146483-3
5	55.47 [2.184]	53.34 [2.100]	21	44	2-146483-2
5	52.93 [2.084]	50.80 [2.000]	20	42	2-146483-1
5	50.39 [1.984]	48.26 [1.900]	19	40	2-146483-0
5	47.85 [1.884]	45.72 [1.800]	18	38	1-146483-9
5	45.31 [1.784]	43.18 [1.700]	17	36	1-146483-8
5	42.77 [1.684]	40.64 [1.600]	16	34	1-146483-7
5	40.23 [1.584]	38.10 [1.500]	15	32	1-146483-6
5	37.69 [1.484]	35.56 [1.400]	14	30	1-146483-5
5	35.15 [1.384]	33.02 [1.300]	13	28	1-146483-4
5	32.61 [1.284]	30.48 [1.200]	12	26	1-146483-3
5	30.07 [1.184]	27.94 [1.100]	11	24	1-146483-2
5	27.53 [1.084]	25.40 [1.000]	10	22	1-146483-1
5	24.99 [.984]	22.86 [.900]	9	20	1-146483-0
5	22.45 [.884]	20.32 [.800]	8	18	146483-9
5	19.91 [.784]	17.78 [.700]	7	16	146483-8
5	17.37 [.684]	15.24 [.600]	6	14	146483-7
5	14.83 [.584]	12.70 [.500]	5	12	146483-6
5	12.29 [.484]	10.16 [.400]	4	10	146483-5
5	9.75 [.384]	7.62 [.300]	3	8	146483-4
5	7.21 [.284]	5.08 [.200]	2	6	146483-3
5	4.67 [.184]	2.54 [.100]	1	4	146483-2
5	2.13 [.084]	—	—	2	146483-1
PLATING	G	F	E	NO. OF POSITIONS	PART NUMBER

THIS DRAWING IS A CONTROLLED DOCUMENT.		DWG. NO. 1/19/96		 TE Connectivity	
DIMENSIONS: mm. (INCHES)		TOLERANCES UNLESS OTHERWISE SPECIFIED:		NAME	
		0 PLC ± 1 PLC ± 2 PLC ± 0.51[.02] 3 PLC ± 0.127[.005] 4 PLC ± 0.52[.025] (2005) ANGLES		G. DUBNICZKI G. DUBNICZKI 3/18/96	
MATERIAL		FINISH		PRODUCT SPEC	
		SEE TABLE		APPLICATION SPEC	
WEIGHT		SIZE		CASE CODE	
—		A1		00779	
CUSTOMER DRAWING		DRAWING NO.		RESTRICTED TO	
—		146483		—	
SCALE		4:1		SHEET	
1		OF		REV	
B		B		B	

# Mouser Electronics

Authorized Distributor

Click to View Pricing, Inventory, Delivery & Lifecycle Information:

[TE Connectivity:](#)

[6-146483-9](#)