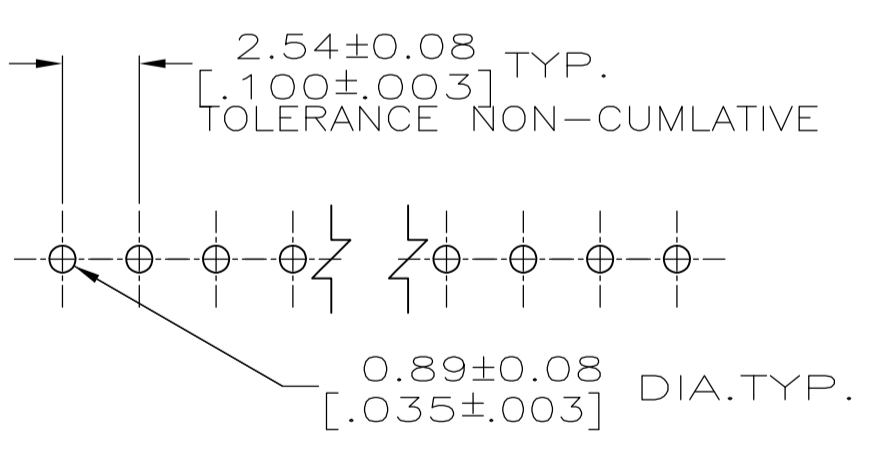
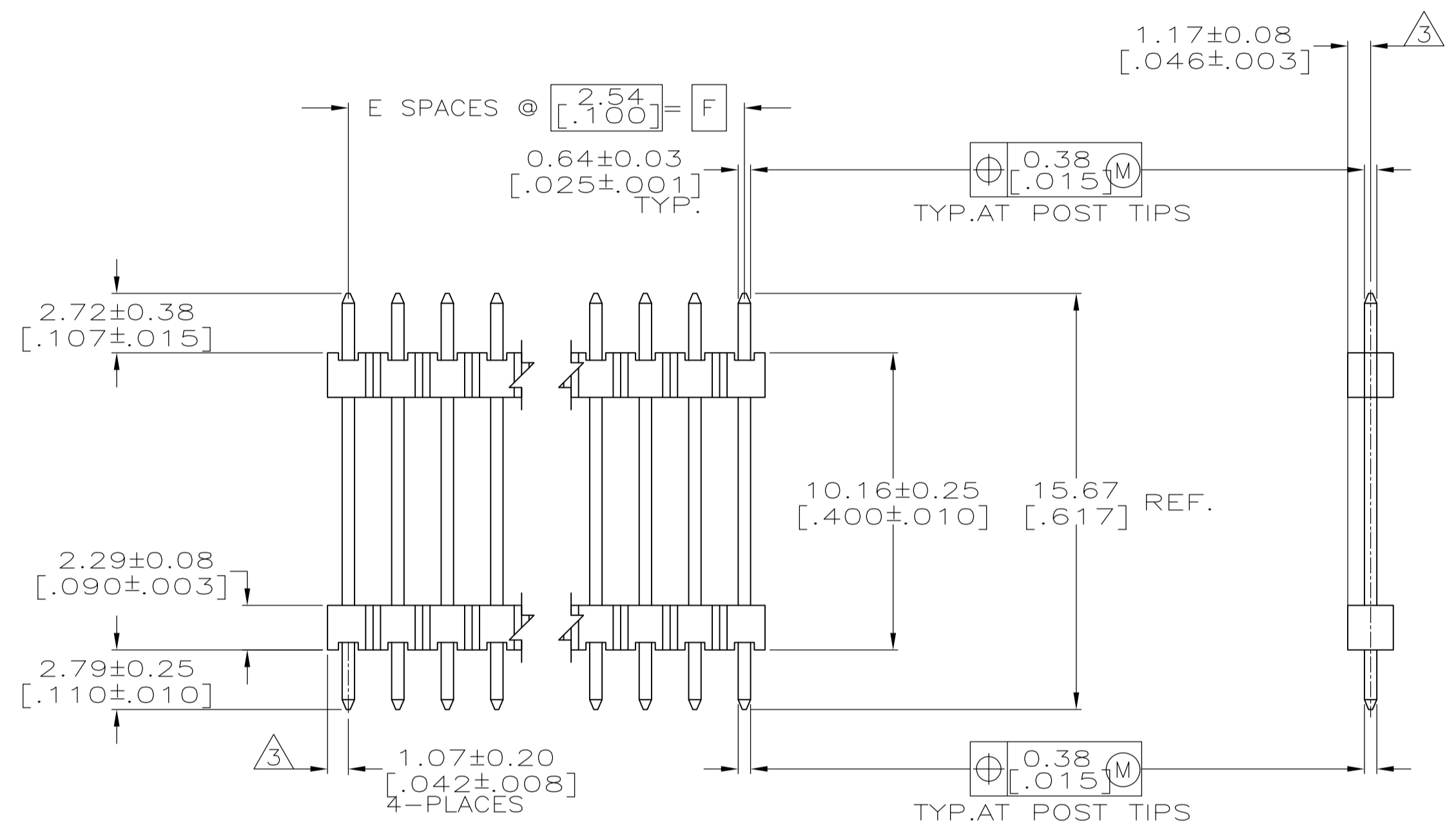
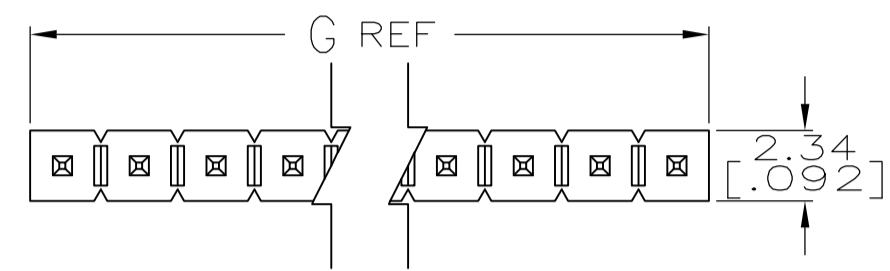


- ASSEMBLY MAY BE BROKEN TO THE DESIRED NUMBER OF POSITIONS
- TRUE POSITION TOLERANCE OF THE POST TIPS APPLIES WHEN THE HEADER IS HELD FLAT AGAINST THE PRINTED CIRCUIT BOARD
- THE NOTED DIMENSIONS APPLY AT THE INTERSECTION OF THE POST AND HOUSING
- HOUSING: FLAME RETARDANT THERMOPLASTIC; COLOR: BLACK, POST: COPPER ALLOY.
- FINISH: 0.00254-0.00508 [.000100-.000200] MATTE TIN-LEAD OVER 0.00127 [.000050] NICKEL ENTIRE POST.
- FINISH: 0.00254-0.00508 [.000100-.000200] MATTE TIN OVER 0.00127 [.000050] NICKEL ENTIRE POST.
- HIGH TEMPERATURE CONFIGURATION.



RECOMMENDED HOLE LAYOUT

REMARKS	PLATING	G	F	E	NO. OF POSITIONS	PART NUMBER
		101.19 [3.984]	99.06 [3.900]	39	40	9-146459-0
		98.65 [3.884]	96.52 [3.800]	38	39	8-146459-9
		96.11 [3.784]	93.98 [3.700]	37	38	8-146459-8
		93.57 [3.684]	91.44 [3.600]	36	37	8-146459-7
		91.03 [3.584]	88.90 [3.500]	35	36	8-146459-6
		88.49 [3.484]	86.36 [3.400]	34	35	8-146459-5
		85.95 [3.384]	83.82 [3.300]	33	34	8-146459-4
		83.41 [3.284]	81.28 [3.200]	32	33	8-146459-3
		80.87 [3.184]	78.74 [3.100]	31	32	8-146459-2
		78.33 [3.084]	76.20 [3.000]	30	31	8-146459-1
		75.79 [2.984]	73.66 [2.900]	29	30	8-146459-0
		73.25 [2.884]	71.12 [2.800]	28	29	7-146459-9
		70.71 [2.784]	68.58 [2.700]	27	28	7-146459-8
		68.17 [2.684]	66.04 [2.600]	26	27	7-146459-7
		65.63 [2.584]	63.50 [2.500]	25	26	7-146459-6
		63.09 [2.484]	60.96 [2.400]	24	25	7-146459-5
		60.55 [2.384]	58.42 [2.300]	23	24	7-146459-4
		58.01 [2.284]	55.88 [2.200]	22	23	7-146459-3
		55.47 [2.184]	53.34 [2.100]	21	22	7-146459-2
		52.93 [2.084]	50.80 [2.000]	20	21	7-146459-1
		50.39 [1.984]	48.26 [1.900]	19	20	7-146459-0
		47.85 [1.884]	45.72 [1.800]	18	19	6-146459-9
		45.31 [1.784]	43.18 [1.700]	17	18	6-146459-8
		42.77 [1.684]	40.64 [1.600]	16	17	6-146459-7
		40.23 [1.584]	38.10 [1.500]	15	16	6-146459-6
		37.69 [1.484]	35.56 [1.400]	14	15	6-146459-5
		35.15 [1.384]	33.02 [1.300]	13	14	6-146459-4
		32.61 [1.284]	30.48 [1.200]	12	13	6-146459-3
		30.07 [1.184]	27.94 [1.100]	11	12	6-146459-2
		27.53 [1.084]	25.40 [1.000]	10	11	6-146459-1
		24.99 [.984]	22.86 [.900]	9	10	6-146459-0
		22.45 [.884]	20.32 [.800]	8	9	5-146459-9
		19.91 [.784]	17.78 [.700]	7	8	5-146459-8
		17.37 [.684]	15.24 [.600]	6	7	5-146459-7
		14.83 [.584]	12.70 [.500]	5	6	5-146459-6
		12.29 [.484]	10.16 [.400]	4	5	5-146459-5
		9.75 [.384]	7.62 [.300]	3	4	5-146459-4
		7.21 [.284]	5.08 [.200]	2	3	5-146459-3
		4.67 [.184]	2.54 [.100]	1	2	5-146459-2
		2.13 [.084]	-	-	1	5-146459-1

REMARKS	PLATING	G	F	E	NO. OF POSITIONS	PART NUMBER
		101.19 [3.984]	99.06 [3.900]	39	40	4-146459-0
		98.65 [3.884]	96.52 [3.800]	38	39	3-146459-9
		96.11 [3.784]	93.98 [3.700]	37	38	3-146459-8
		93.57 [3.684]	91.44 [3.600]	36	37	3-146459-7
		91.03 [3.584]	88.90 [3.500]	35	36	3-146459-6
		88.49 [3.484]	86.36 [3.400]	34	35	3-146459-5
		85.95 [3.384]	83.82 [3.300]	33	34	3-146459-4
		83.41 [3.284]	81.28 [3.200]	32	33	3-146459-3
		80.87 [3.184]	78.74 [3.100]	31	32	3-146459-2
		78.33 [3.084]	76.20 [3.000]	30	31	3-146459-1
		75.79 [2.984]	73.66 [2.900]	29	30	3-146459-0
		73.25 [2.884]	71.12 [2.800]	28	29	2-146459-9
		70.71 [2.784]	68.58 [2.700]	27	28	2-146459-8
		68.17 [2.684]	66.04 [2.600]	26	27	2-146459-7
		65.63 [2.584]	63.50 [2.500]	25	26	2-146459-6
		63.09 [2.484]	60.96 [2.400]	24	25	2-146459-5
		60.55 [2.384]	58.42 [2.300]	23	24	2-146459-4
		58.01 [2.284]	55.88 [2.200]	22	23	2-146459-3
		55.47 [2.184]	53.34 [2.100]	21	22	2-146459-2
		52.93 [2.084]	50.80 [2.000]	20	21	2-146459-1
		50.39 [1.984]	48.26 [1.900]	19	20	2-146459-0
		47.85 [1.884]	45.72 [1.800]	18	19	1-146459-9
		45.31 [1.784]	43.18 [1.700]	17	18	1-146459-8
		42.77 [1.684]	40.64 [1.600]	16	17	1-146459-7
		40.23 [1.584]	38.10 [1.500]	15	16	1-146459-6
		37.69 [1.484]	35.56 [1.400]	14	15	1-146459-5
		35.15 [1.384]	33.02 [1.300]	13	14	1-146459-4
		32.61 [1.284]	30.48 [1.200]	12	13	1-146459-3
		30.07 [1.184]	27.94 [1.100]	11	12	1-146459-2
		27.53 [1.084]	25.40 [1.000]	10	11	1-146459-1
		24.99 [.984]	22.86 [.900]	9	10	1-146459-0
		22.45 [.884]	20.32 [.800]	8	9	146459-9
		19.91 [.784]	17.78 [.700]	7	8	146459-8
		17.37 [.684]	15.24 [.600]	6	7	146459-7
		14.83 [.584]	12.70 [.500]	5	6	146459-6
		12.29 [.484]	10.16 [.400]	4	5	146459-5
		9.75 [.384]	7.62 [.300]	3	4	146459-4
		7.21 [.284]	5.08 [.200]	2	3	146459-3
		4.67 [.184]	2.54 [.100]	1	2	146459-2
		2.13 [.084]	-	-	1	146459-1

THIS DRAWING IS A CONTROLLED DOCUMENT.

DIMENSIONS: mm [INCHES]	TOLERANCES UNLESS OTHERWISE SPECIFIED:	0 PLC ± -	1 PLC ± -	2 PLC ± 0.51[.02]	3 PLC ± 0.127[.005]	4 PLC ± 0.0127[.0005]	ANGLES ± -
-------------------------	--	-----------	-----------	-------------------	---------------------	-----------------------	------------

MATERIAL: Δ FINISH: SEE TABLE

WEIGHT: -

CUSTOMER DRAWING

DIN T. HOFFMAN 1/17/96
CHK G. DUBNICZKI 3/18/96
APVD G. DUBNICZKI 3/18/96

NAME: PRODUCT SPEC

APPLICATION SPEC

SIZE: A1

SCALE: 4:1

SHEET 1 OF 1

REV B

STE TE Connectivity

HEADER ASSEMBLY, MOD II, STACKING, SINGLE ROW, .025 SQ.POST, UNSHROUDED

00779C=146459

Mouser Electronics

Authorized Distributor

Click to View Pricing, Inventory, Delivery & Lifecycle Information:

[TE Connectivity:](#)

[2-146459-1](#)