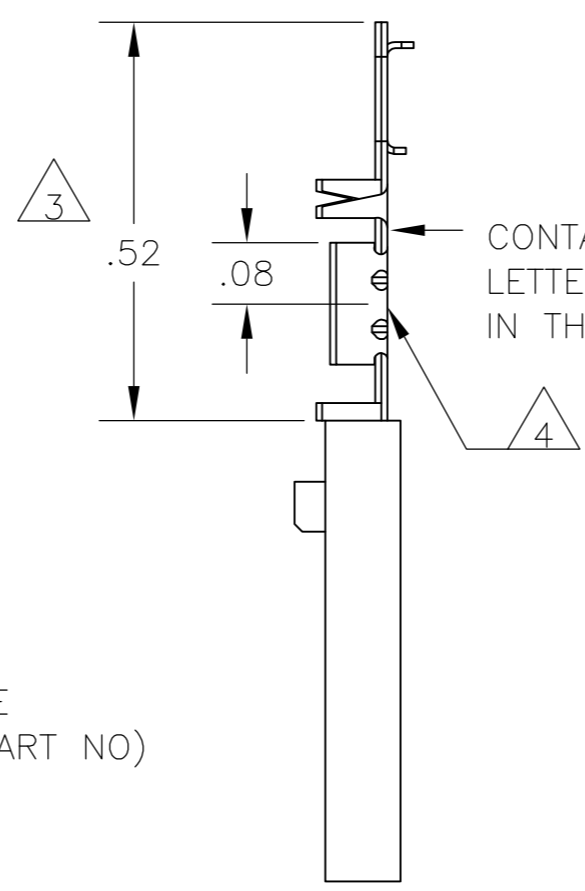
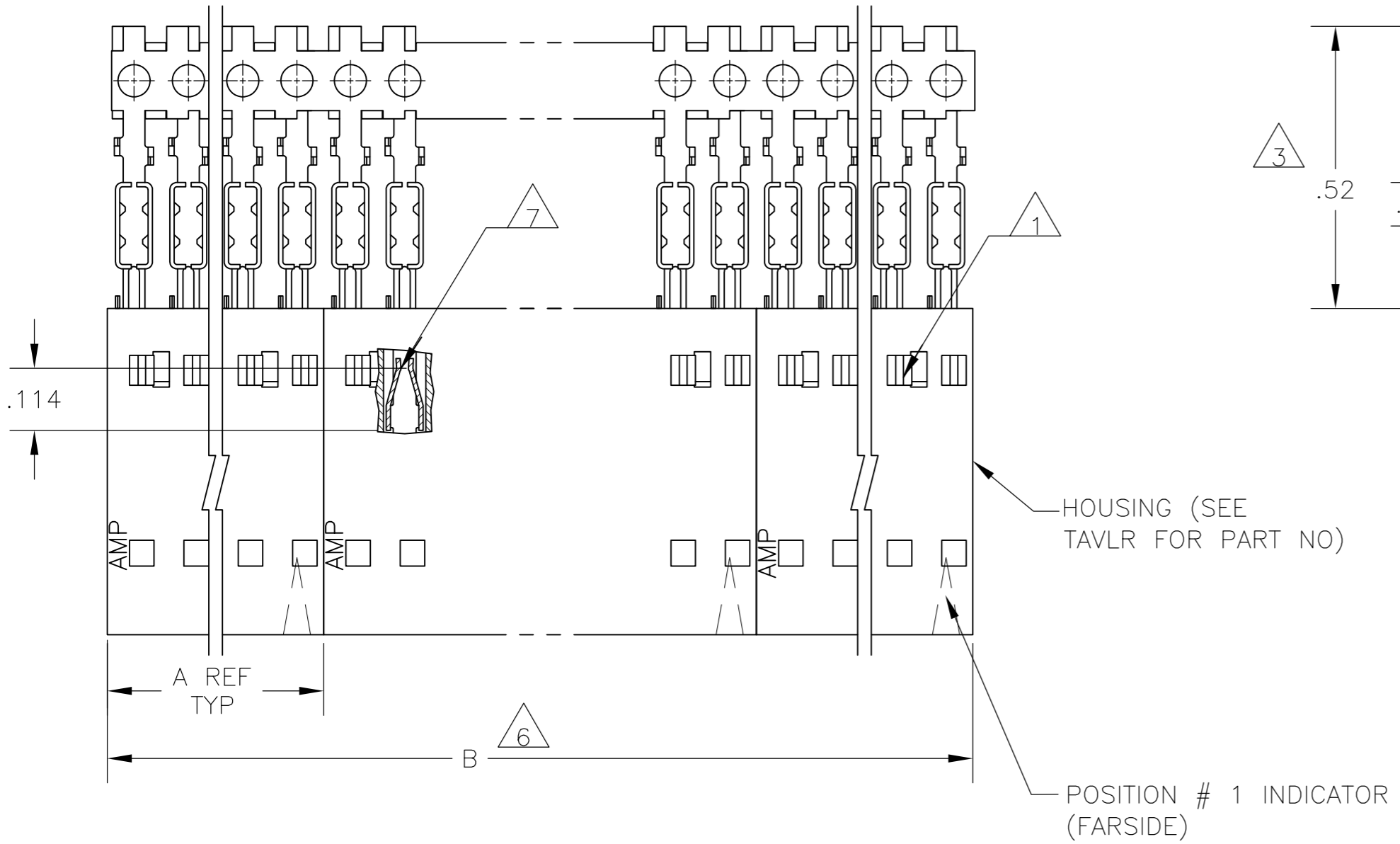
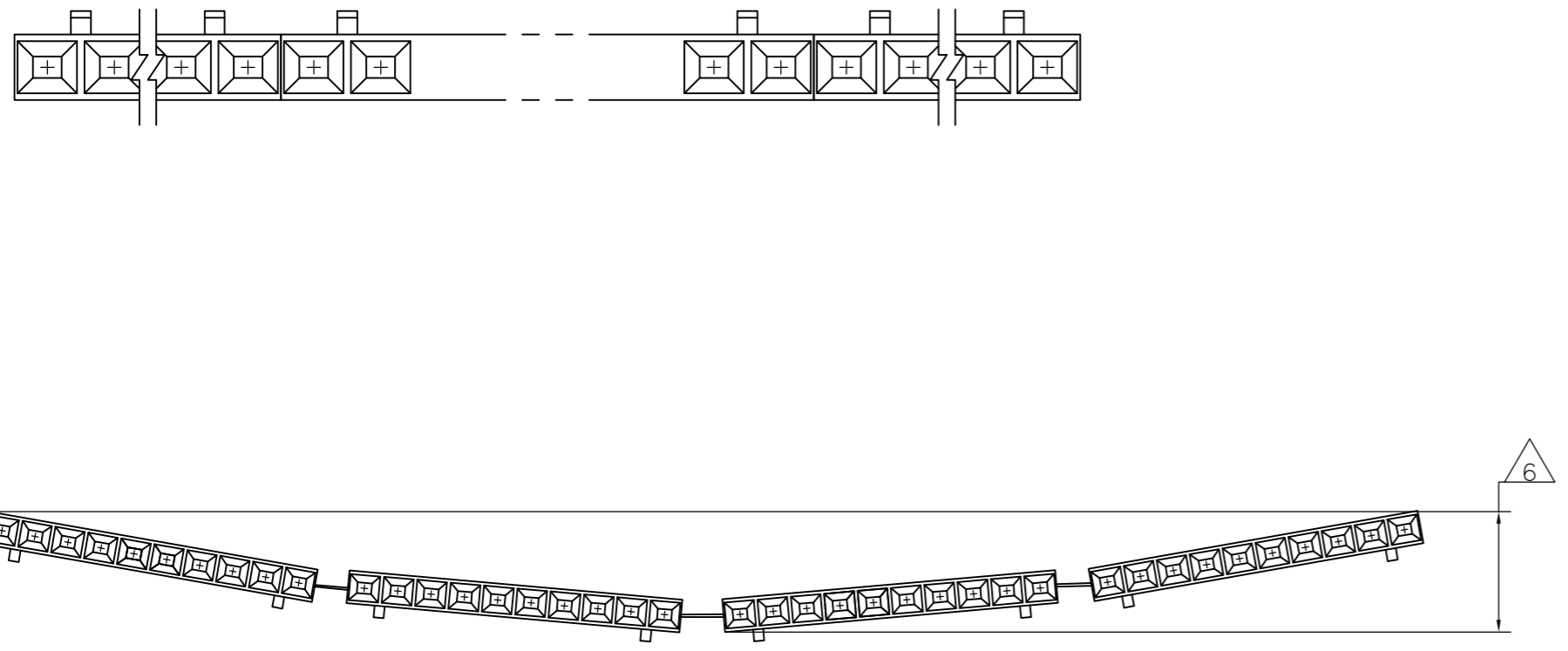


LOC	DIST	REVISIONS					
AD	00	P	LTR	DESCRIPTION	DATE	DWN	APVD
		J		EC 0G3C 0759 04	01FEB05	BSV	JLG
		J1		REVISED PER ECO-09-020689	02SEP09	KK	AEG



- 1 CONTACTS ARE LATCHED INTO THE PRELOAD WINDOWS
- 2 USE WITH #26-#30 AWG WIRE SIZE, .054/.030 INSULATION DIAMETER, .015 MAXIMUM INSULATION THICKNESS
- 3 THE DIMENSION APPLIES WITH THE FORWARD PRELOAD STOP IN CONTACT WITH THE HOUSING SURFACE
- 4 POINT OF MEASUREMENT FOR PLATING THICKNESS
- 5 FOR INDIVIDUAL ASSEMBLIES SEE PART NUMBER 103649
- 6 ASSEMBLIES ARE JOINED BY THE CARRIER STRIP. ORDER QUANTITY REFLECTS TOTAL NUMBER OF INDIVIDUAL ASSEMBLIES REQUIRED. SEE TABLE FOR NUMBER OF ASSEMBLIES PER STRIP.
- 7 POINT OF MEASUREMENT FOR PLATING THICKNESS (INSIDE BEAMS)
- 8 MAXIMUM ALLOWABLE BOW OF ASSEMBLY NOT TO EXCEED .055.
- 9 CONTACTS: .000015 GOLD IN THE CONTACT AREA, .000050-.000100 BRIGHT TIN-LEAD ON THE TERMINATION AREA, ALL OVER .000050 NICKEL
- 10 CONTACTS: .000015 GOLD IN THE CONTACT AREA, .000050-.000100 MATTE TIN ON THE TERMINATION AREA, ALL OVER .000050 NICKEL
- 11 OBSOLETE PARTS: OBSOLETE CIS STREAMLINING PER D.RENAUD/D.SINISI



EXAMPLE: STRIP ASSEMBLY
SCALE 2:1

11	OBSOLETE	10	2	2.40	1.198	1-103648-1	12	6-103972-1
11	OBSOLETE	10	2	2.20	1.098	1-103648-0	11	6-103972-0
11	OBSOLETE	10	2	2.00	.998	103648-9	10	5-103972-9
11	OBSOLETE	10	2	1.80	.898	103648-8	9	5-103972-8
11	OBSOLETE	10	2	1.60	.798	103648-7	8	5-103972-7
11	OBSOLETE	10	2	1.40	.698	103648-6	7	5-103972-6
11	OBSOLETE	10	4	2.39	.598	103648-5	6	5-103972-5
		10	4	1.99	.498	103648-4	5	5-103972-4
		10	5	1.99	.398	103648-3	4	5-103972-3
		10	8	2.40	.298	103648-2	3	5-103972-2
		10	10	2.00	.198	103648-1	2	5-103972-1
11	OBSOLETE	9	2	2.40	1.198	1-103648-1	12	1-103972-1
11	OBSOLETE	9	2	2.20	1.098	1-103648-0	11	1-103972-0
11	OBSOLETE	9	2	2.00	.998	103648-9	10	103972-9
11	OBSOLETE	9	2	1.80	.898	103648-8	9	103972-8
11	OBSOLETE	9	2	1.60	.798	103648-7	8	103972-7
11	OBSOLETE	9	2	1.40	.698	103648-6	7	103972-6
11	OBSOLETE	9	4	2.39	.598	103648-5	6	103972-5
		9	4	1.99	.498	103648-4	5	103972-4
		9	5	1.99	.398	103648-3	4	103972-3
		9	8	2.40	.298	103648-2	3	103972-2
		9	10	2.00	.198	103648-1	2	103972-1
PLATING		6	B	A		HOUSING PART NUMBER	NO OF POSN	ASSEMBLY PART NUMBER ON STRIP

THIS DRAWING IS A CONTROLLED DOCUMENT.

DWN L. MAYER 05 NOV 1986
 CHK P.C.DEJONG 12-11-86
 APVD 13-11-86

TOLERANCES UNLESS OTHERWISE SPECIFIED:
 0 PLC ± -
 1 PLC ± -
 2 PLC ± .02
 3 PLC ± .005
 4 PLC ± -
 ANGLES ± -
 FINISH SEE TABLE

HOUSING: FLAME RETARDANT THERMOPLASTIC, COLOR:BLACK, CONTACTS: PHOS BRONZE

NAME: RCPT ASSY, AMPMODU MTE, SINGLE ROW, .100 CL, WITH GUIDE RIBS, FOR #26-#30 AWG WIRE SIZE, STRIP FORM

PRODUCT SPEC: 108-25034
 APPLICATION SPEC: 114-25026

WEIGHT: -

SCALE: 4:1

SHEET 1 OF 1

REV J1

Tyco Electronics Corporation
 Harrisburg, Pa 17105-3608

SIZE: A2
 CAGE CODE: 00779
 DRAWING NO: 103972

RESTRICTED TO: -

Mouser Electronics

Authorized Distributor

Click to View Pricing, Inventory, Delivery & Lifecycle Information:

[TE Connectivity:](#)

[103972-3](#)