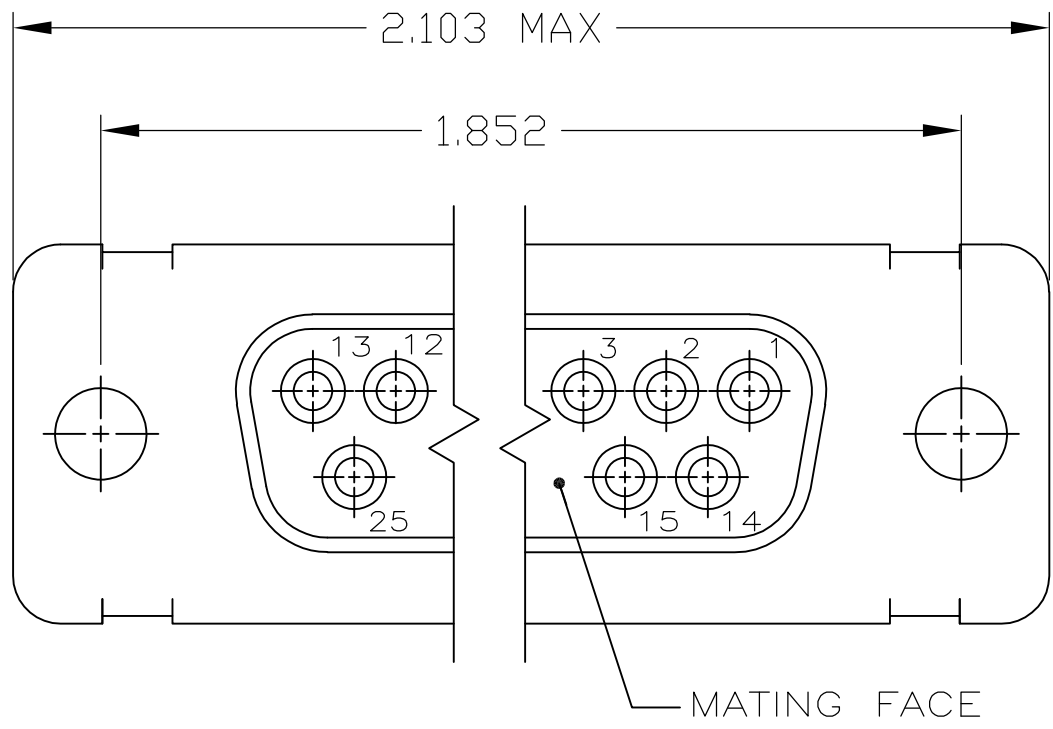
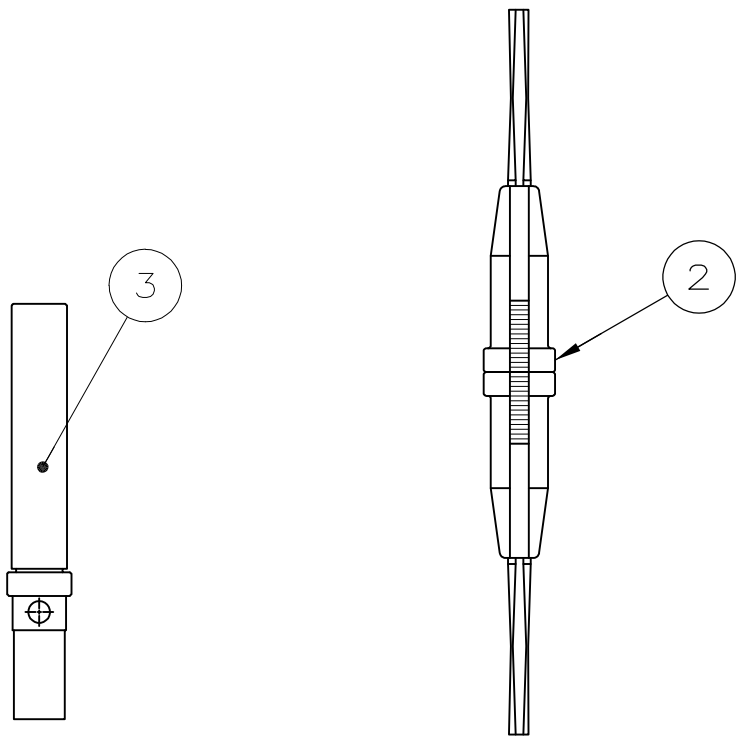
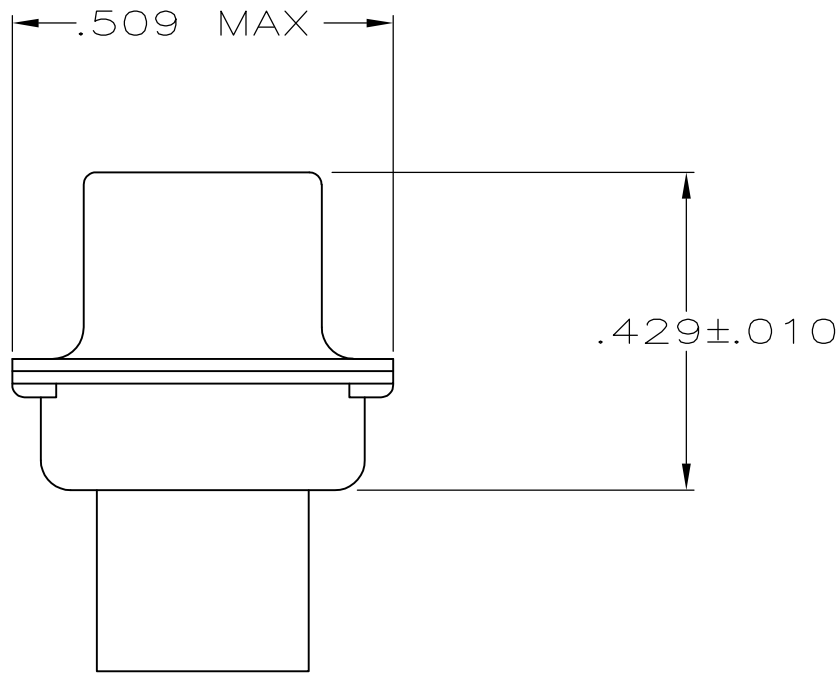
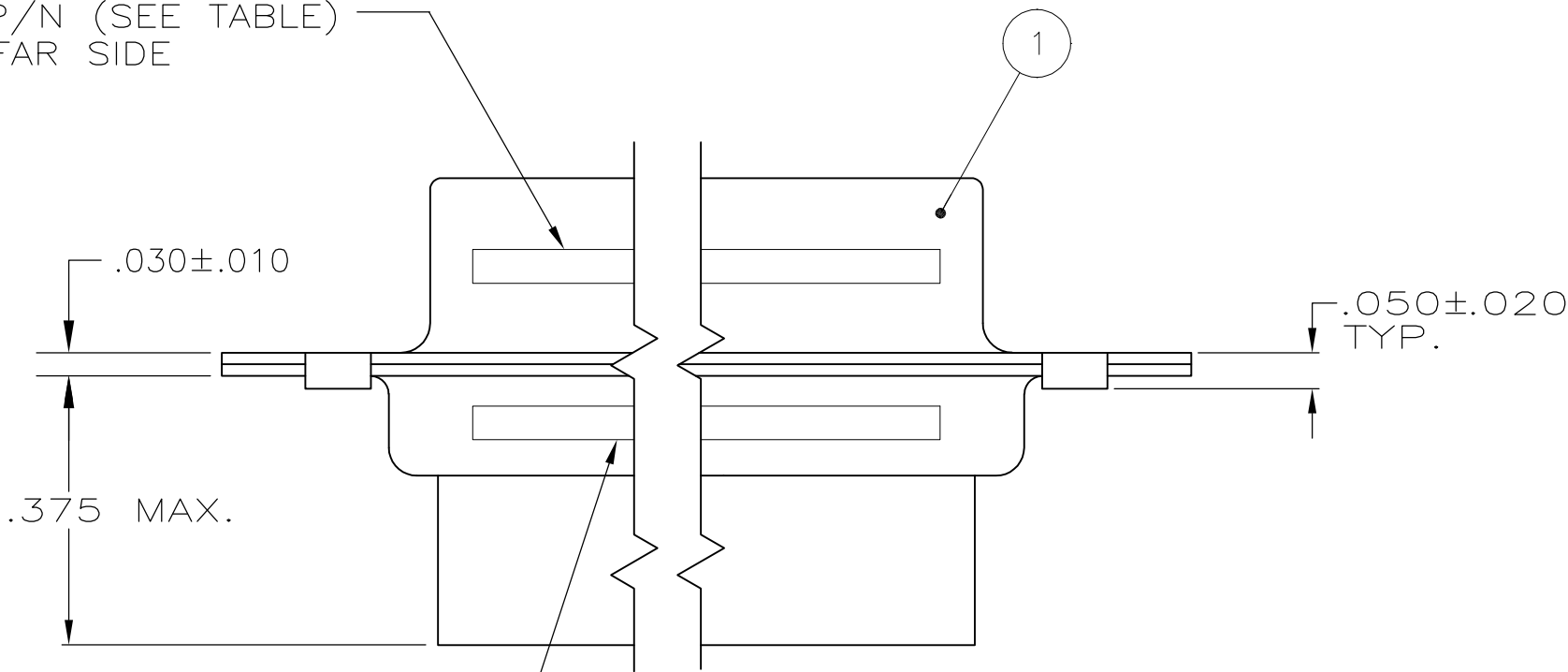


LOC	DIST	REVISIONS					
		P	LTR	DESCRIPTION	DATE	DWN	APVD
—	—		J	REVISED PER ECO-11-021069	09NOV11	PY	RL



1 FOR CONNECTOR ASSEMBLIES, TE CONNECTIVITY CONTACT PART NOS. 205090-1 MUST BE ORDERED SEPARATELY. CONNECTORS WITH CONTACTS ARE SUPPLIED WITH CONTACT 205090-1

MILITARY P/N (SEE TABLE) MARKED, FAR SIDE



SUPERSEDED BY 206801-2 & 206793-1 AND 91067-2	205433-3	M24308/6-8F	205090-1	91067-2	205165-2	205559-5
	205433-3	M24308/6-3F	205090-1	-	205165-2	205559-4
	205433-3	M24308/2-8F	205090-1	91067-2	205165-1	205559-3
	205433-2	M24308/2-3F	205090-1	-	205165-1	205559-2
SUPERSEDED BY 205165-1 AND 91067-2	205433-1	-	-	91067-2	205165-1	205559-1

P/N MARKED ON PACKAGE

MILITARY P/N MARKED ON PACKAGE

3 SOCKET CONTACT 1 QTY. = 25

2 INSERTION/EXTRACTION TOOL QTY. = 1

1 RECEPTACLE ASSY QTY. = 1

PART NUMBER

THIS DRAWING IS A CONTROLLED DOCUMENT.		DWN P. YEAGER 10MAR09	TE Connectivity			
DIMENSIONS: INCHES		CHK R. LEASE 12MAR09				
	TOLERANCES UNLESS OTHERWISE SPECIFIED:	APVD R. LEASE 12MAR09	NAME KIT, HDM SERIES RECEPTACLE, SIZE 3, 25 POSN -			
	0 PLC ± - 1 PLC ± - 2 PLC ± - 3 PLC ± .005 4 PLC ± - ANGLES ± -	PRODUCT SPEC				
MATERIAL		FINISH	APPLICATION SPEC	SIZE A2	CAGE CODE 00779	DRAWING NO C-205559
			WEIGHT	SCALE 4:1	SHEET 1 of 1	REV J
			CUSTOMER DRAWING			

Mouser Electronics

Authorized Distributor

Click to View Pricing, Inventory, Delivery & Lifecycle Information:

[TE Connectivity:](#)

[M24308/2-8F](#)