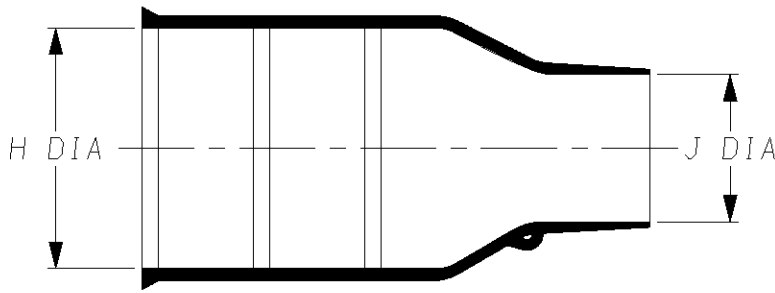
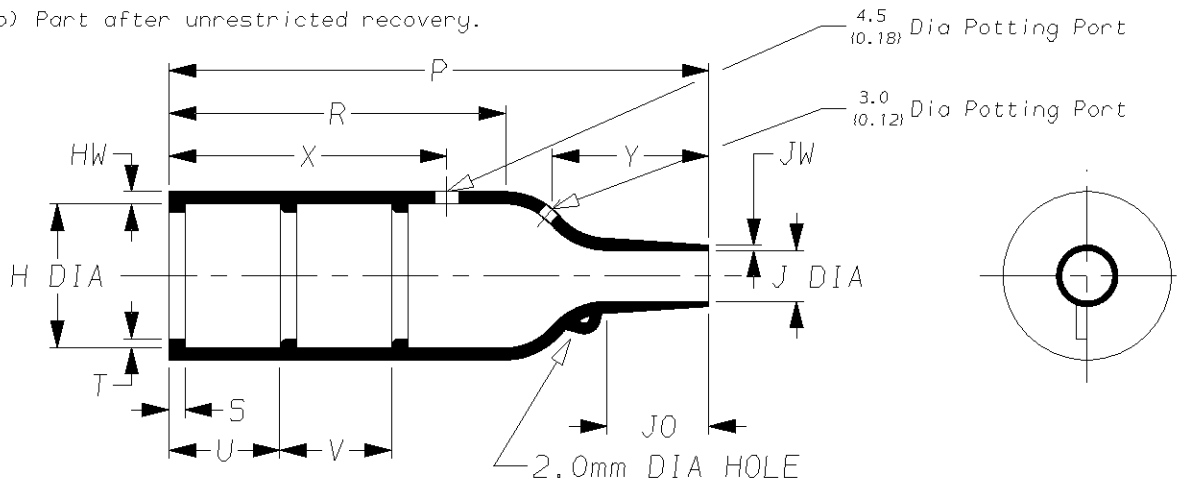


202K1**-100

a) Part as supplied.



b) Part after unrestricted recovery.


 DIMENSIONS in millimetres
(in inches, for reference)

| Part No. | H | | J | | P | R | S | T | U&V | JO | HW | JW | X | Y |
|-----------|--------------|----------------|--------------|----------------|---------------|--------------|---------------|---------------|--------------|----------------|---------------|---------------|--------------|--------------|
| | Min a | Max b | Min a | Max b | ±10% b | ±10% b | ±10% b | ±10% b | ±10% b | ±10% b | ±20% b | ±20% b | ±20% b | ±20% b |
| ① 202K121 | 24 (0.94) | 10.4 (0.41) | 14 (0.55) | 5.6 (0.22) | 38 (1.50) | 21 (0.83) | 3.0 (0.12) | 1.0 (0.04) | 12 (0.47) | 8.5 (0.33) | 1.6 (0.06) | 0.9 (0.04) | 24 (0.94) | 13 (0.51) |
| ① 202K132 | 30 (1.18) | 14.2 (0.56) | 15 (0.59) | 5.9 (0.23) | 55 (2.17) | 32 (1.26) | 3.0 (0.12) | 1.0 (0.04) | 12 (0.47) | 11.5 (0.45) | 1.8 (0.07) | 1.0 (0.04) | 24 (0.94) | 18 (0.71) |
| ① 202K142 | 31 (1.22) | 18.0 (0.71) | 18 (0.71) | 7.1 (0.28) | 67 (2.64) | 35 (1.38) | 3.0 (0.12) | 1.0 (0.04) | 20 (0.79) | 17.0 (0.67) | 1.8 (0.07) | 1.0 (0.04) | 32 (1.26) | 25 (0.98) |
| ① 202K153 | 36 (1.42) | 22.4 (0.88) | 21 (0.83) | 8.4 (0.33) | 80 (3.15) | 42 (1.65) | 3.0 (0.12) | 1.0 (0.04) | 20 (0.79) | 19.5 (0.77) | 2.0 (0.08) | 1.0 (0.04) | 32 (1.26) | 30 (1.18) |
| 202K163 | 43 (1.69) | 28.2 (1.11) | 25 (0.98) | 9.9 (0.39) | 99 (3.90) | 61 (2.40) | 3.0 (0.12) | 1.7 (0.07) | 20 (0.79) | 21.0 (0.83) | 2.2 (0.09) | 1.0 (0.04) | 52 (2.05) | 30 (1.18) |
| 202K174 | 52 (2.05) | 35.1 (1.38) | 39 (1.54) | 15.7 (0.62) | 130 (5.12) | 72 (2.83) | 3.0 (0.12) | 1.7 (0.07) | 20 (0.79) | 39.0 (1.54) | 3.2 (0.13) | 1.5 (0.06) | 52 (2.05) | 50 (1.97) |
| 202K185 | 66 (2.60) | 44.5 (1.75) | 42 (1.65) | 16.8 (0.66) | 170 (6.69) | 90 (3.54) | 3.0 (0.12) | 2.0 (0.08) | 20 (0.79) | 51.5 (2.03) | 3.8 (0.15) | 2.0 (0.08) | 52 (2.05) | 70 (2.76) |

② See over for explanation of Notes

Drawn A.LILLEY. Checked

Issue 5

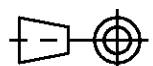
Date February 2007

Conforms to ISO Recommendations

 Approval
Design

MKTG.

Q.A.

 3rd Angle Projection
Not to Scale




Specification Control Drawing

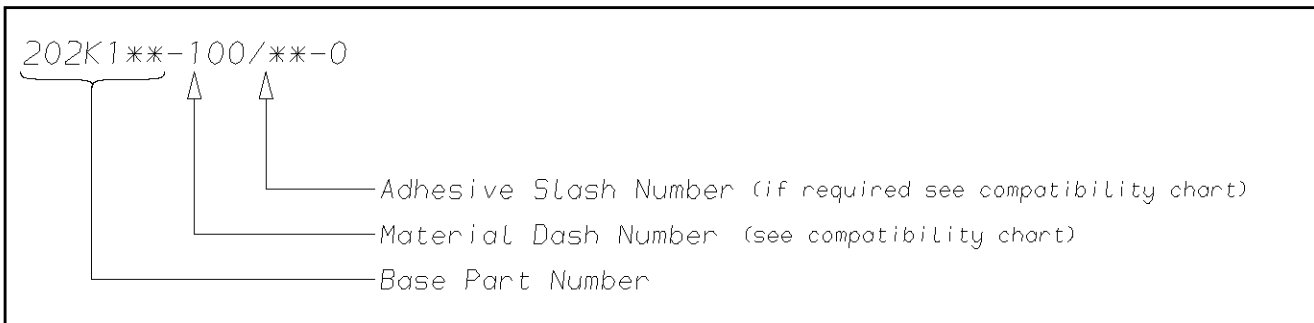
Part Number

202K1**-100

Issue 5

| Iss. | Date | E.C.R. No. | Details of Change |
|------|---------------|-------------|-------------------------------------|
| 2 | December 1985 | 4502 | Redrawn |
| 3 | May 1990 | **** | Redrawn, was on 2 seperate drawings |
| 4 | February 2007 | CR06-HM-012 | Imperial dimensions added |

Ordering Information



COMPATIBILITY CHART

| Material Dash Number | Material Description | SPEC Number | Coating Slash Number |
|----------------------|----------------------|------------------|----------------------|
| -100 | Zero Halogen | RT-1323, RK-6717 | /86, /180 |
| | | | |
| | | | |
| | | | |
| | | | |
| | | | |
| | | | |
| | | | |

NOTES

- ① Supplied with 2 lips only, Dimension V does not apply.
- ② Potting Port X @ 90° to Potting Port Y on 202K121.
- ③ Potting Ports are optional, when specified by suffix -00 they will be located as shown.
- ④ As supplied dimensions are for uncoated parts, when coating is added entry diameters will reduce by 1.5mm Max.
- ⑤ If eyelet clip (000W212) is required with part then add CS-1858 to description (i.e. 202K132-100-0-CS-1858).

| | |
|---|--|
| TE Connectivity Faraday Road, Swindon, Wiltshire, SN3 5HH England Telephone: (01793) 528171 Fax: 572516 | TE Connectivity 300, Constitution Drive, Menlo Park, CA 94025 USA Telephone (650) 361-3860 Fax: (650) 361-5579 |
| Cage Code K1010 | Cage Code 06090 |

Mouser Electronics

Authorized Distributor

Click to View Pricing, Inventory, Delivery & Lifecycle Information:

[TE Connectivity:](#)

[202K185-100-0](#)