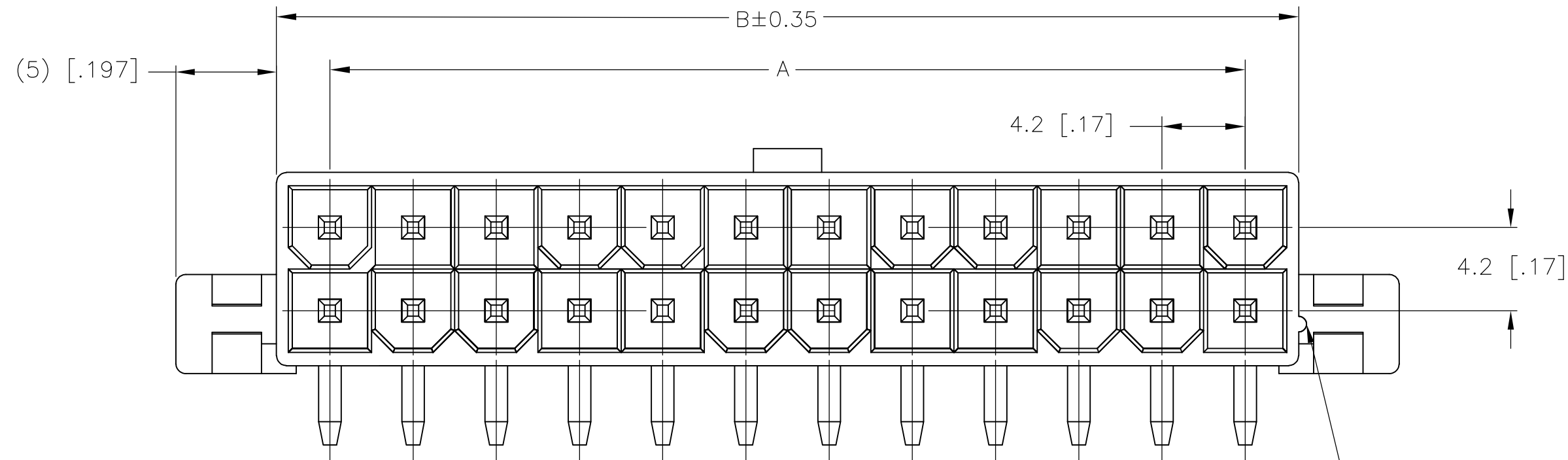
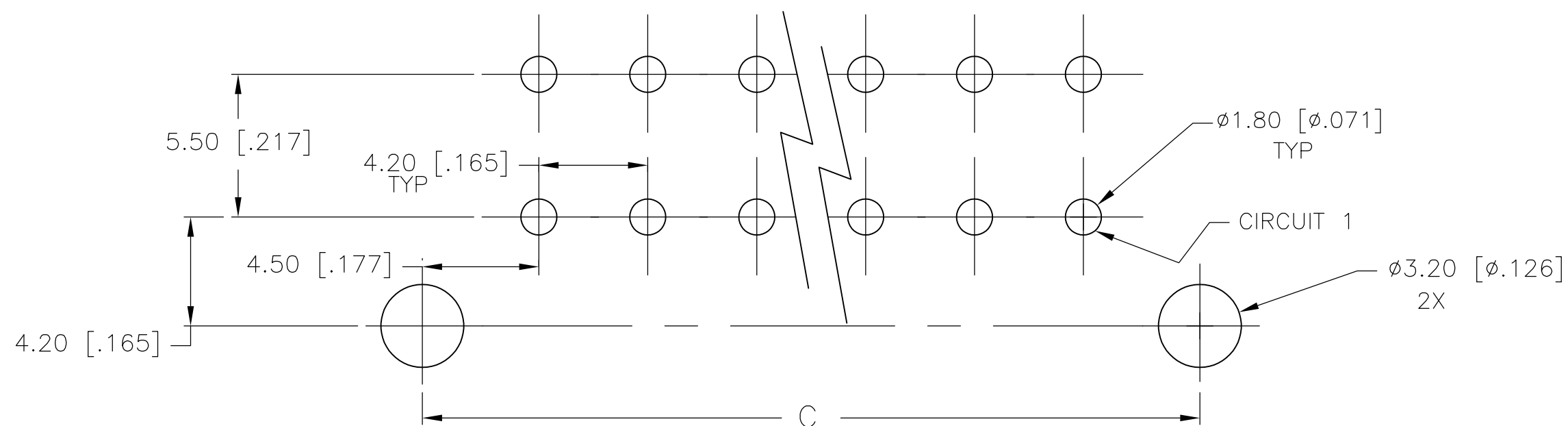
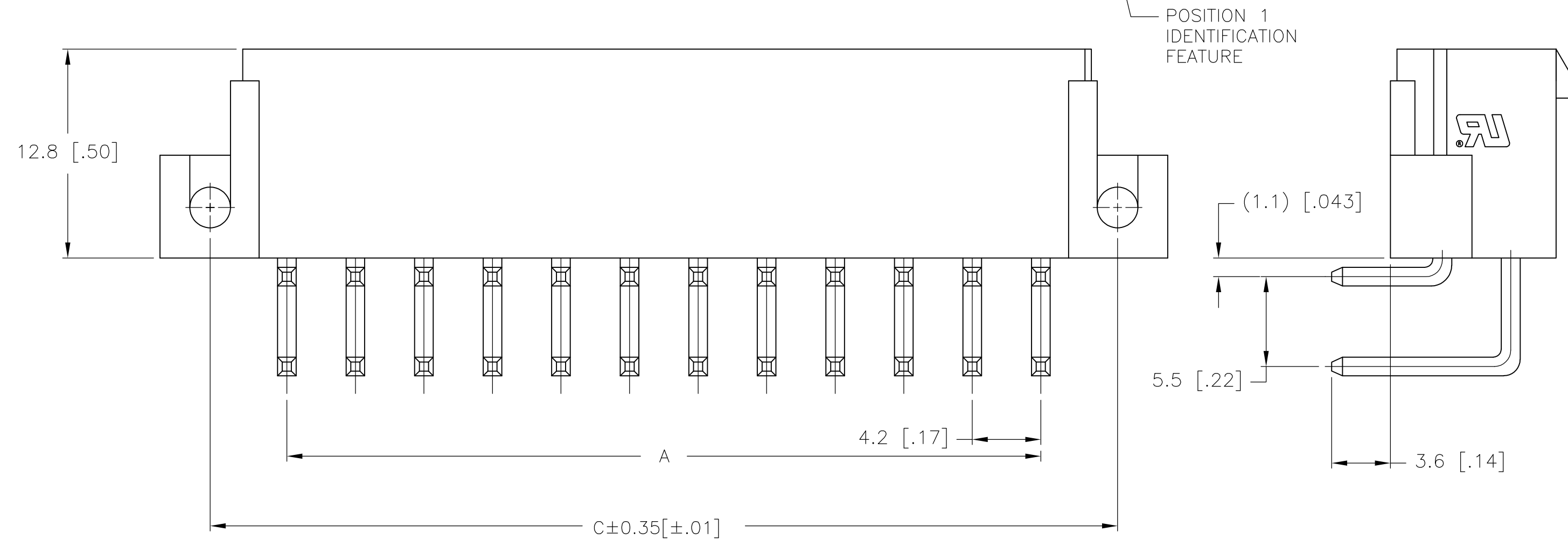


THIS DRAWING IS UNPUBLISHED. RELEASED FOR PUBLICATION
 © COPYRIGHT BY TYCO ELECTRONICS CORPORATION. ALL RIGHTS RESERVED.

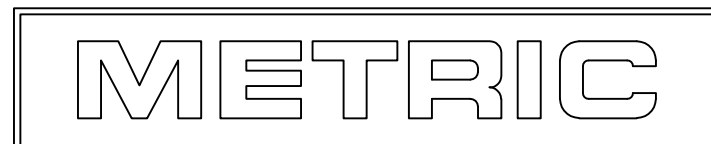
LOC		DIST		REVISIONS			
P	LTR	DESCRIPTION		DATE	DWN	APVD	
CM	00	A	WR-08-39	14AUG2008	KW	CC	



1 MATERIAL: HOUSING: NYLON, UL94V-2, BLUE
 CONTACTS: BRASS, TIN-PLATED



PCB LAYOUT: COMPONENT SIDE
 RECOMMENDED BOARD THICKNESS 1.60 [.063]



24	46.2±0.2 [1.82±.01]	51.6 [2.03]	55.2 [2.17]	2-2029160-4
22	42.0±0.2 [1.65±.01]	47.4 [1.87]	51.0 [2.01]	2-2029160-2
20	37.8±0.2 [1.49±.01]	43.2 [1.70]	46.8 [1.84]	2-2029160-0
18	33.6±0.2 [1.32±.01]	39.0 [1.54]	42.6 [1.68]	1-2029160-8
16	29.4±0.2 [1.16±.01]	34.8 [1.37]	38.4 [1.51]	1-2029160-6
14	25.2±0.2 [.99±.01]	30.6 [1.21]	34.2 [1.35]	1-2029160-4
12	21.0±0.2 [.83±.01]	26.4 [1.04]	30.0 [1.18]	1-2029160-2
10	16.8±0.1 [.66±.00]	22.2 [.87]	25.8 [1.02]	1-2029160-0
8	12.6±0.1 [.50±.00]	18.0 [.71]	21.6 [.85]	2029160-8
6	8.4±0.1 [.33±.00]	13.8 [.54]	17.4 [.69]	2029160-6
4	4.2±0.1 [.17±.00]	9.6 [.38]	13.2 [.52]	2029160-4
2	-	5.4 [.21]	9.0 [.35]	2029160-2
POS	A	B±0.35[±.01]	C±0.35[±.01]	PART NUMBER

2-2029160-4 SHOWN

THIS DRAWING IS A CONTROLLED DOCUMENT.		DWN K. WHITAKER 14AUG2008	Tyco Electronics Corporation Harrisburg, PA 17105-3608	
DIMENSIONS: mm [INCHES]		CHK C. CASH 14AUG2008	NAME RIGHT ANGLE HEADER, BLUE, WITH FLANGES, VAL-U-LOK(TM)	
TOLERANCES UNLESS OTHERWISE SPECIFIED: 0 PLC ± 1 PLC ± 2 PLC ± 0.5 [.02] 3 PLC ± 0.25 [.010] 4 PLC ± 0.150 [0059] ANGLES ±		APVD C. CASH 14AUG2008	APPLICATION SPEC	
MATERIAL 1		FINISH	WEIGHT	RESTRICTED TO
CUSTOMER DRAWING		SCALE	SHEET 1 OF 1	REV A

Mouser Electronics

Authorized Distributor

Click to View Pricing, Inventory, Delivery & Lifecycle Information:

[TE Connectivity:](#)

[1-2029160-6](#)