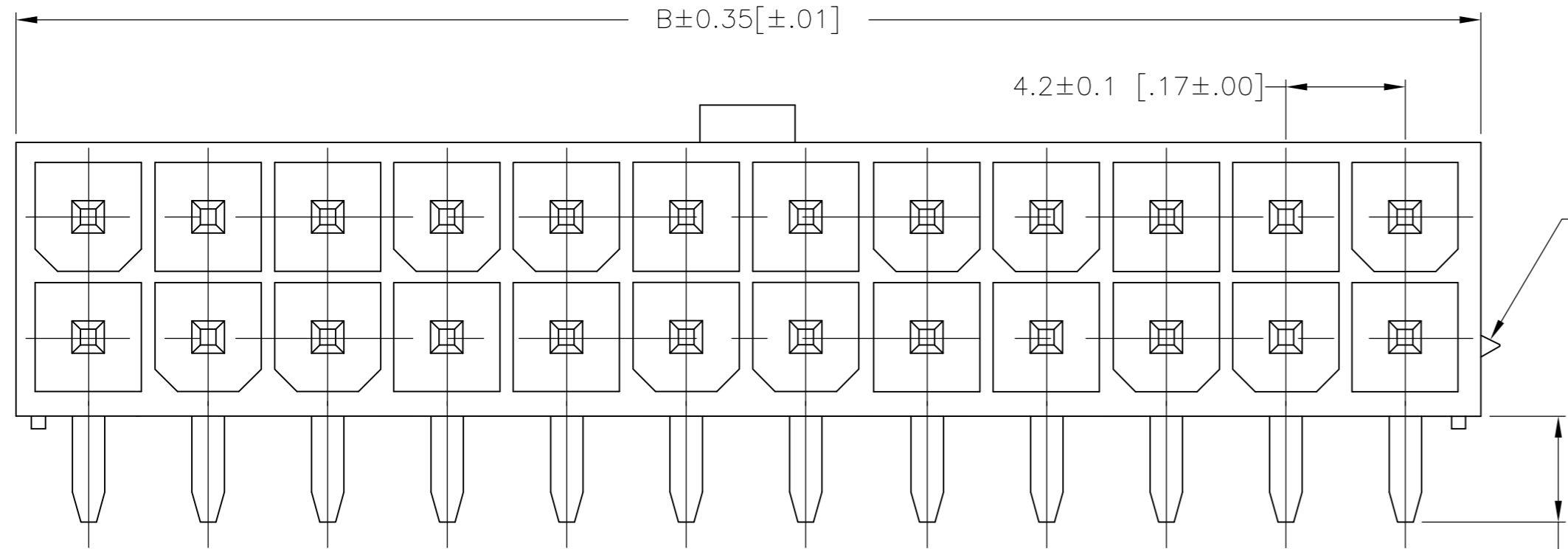
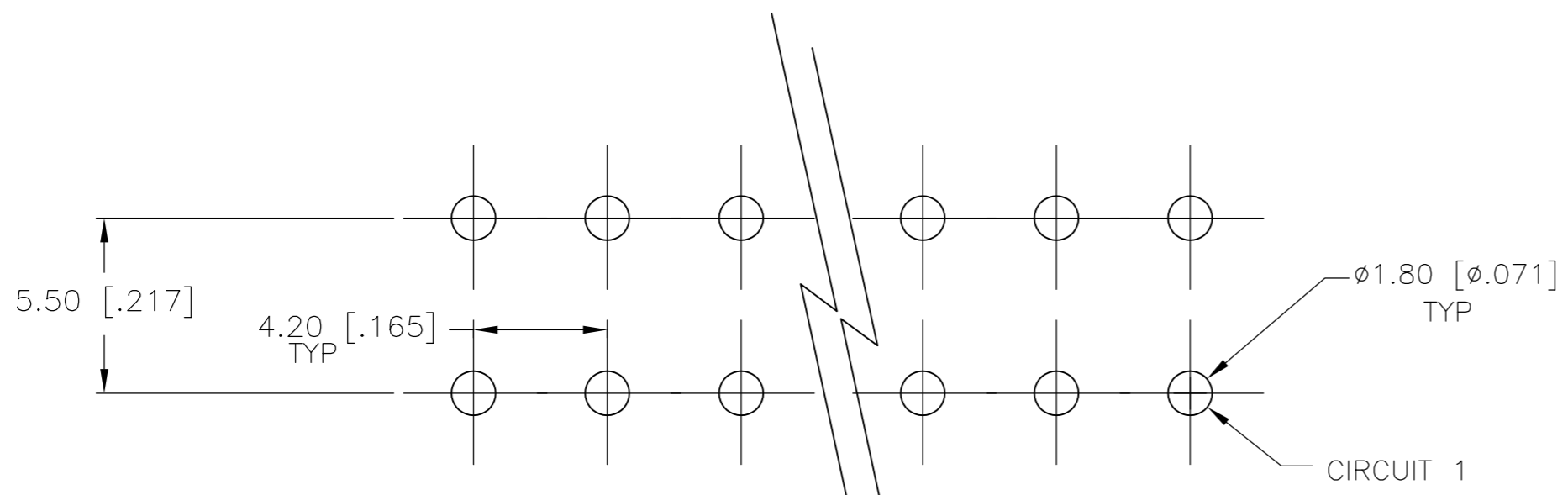
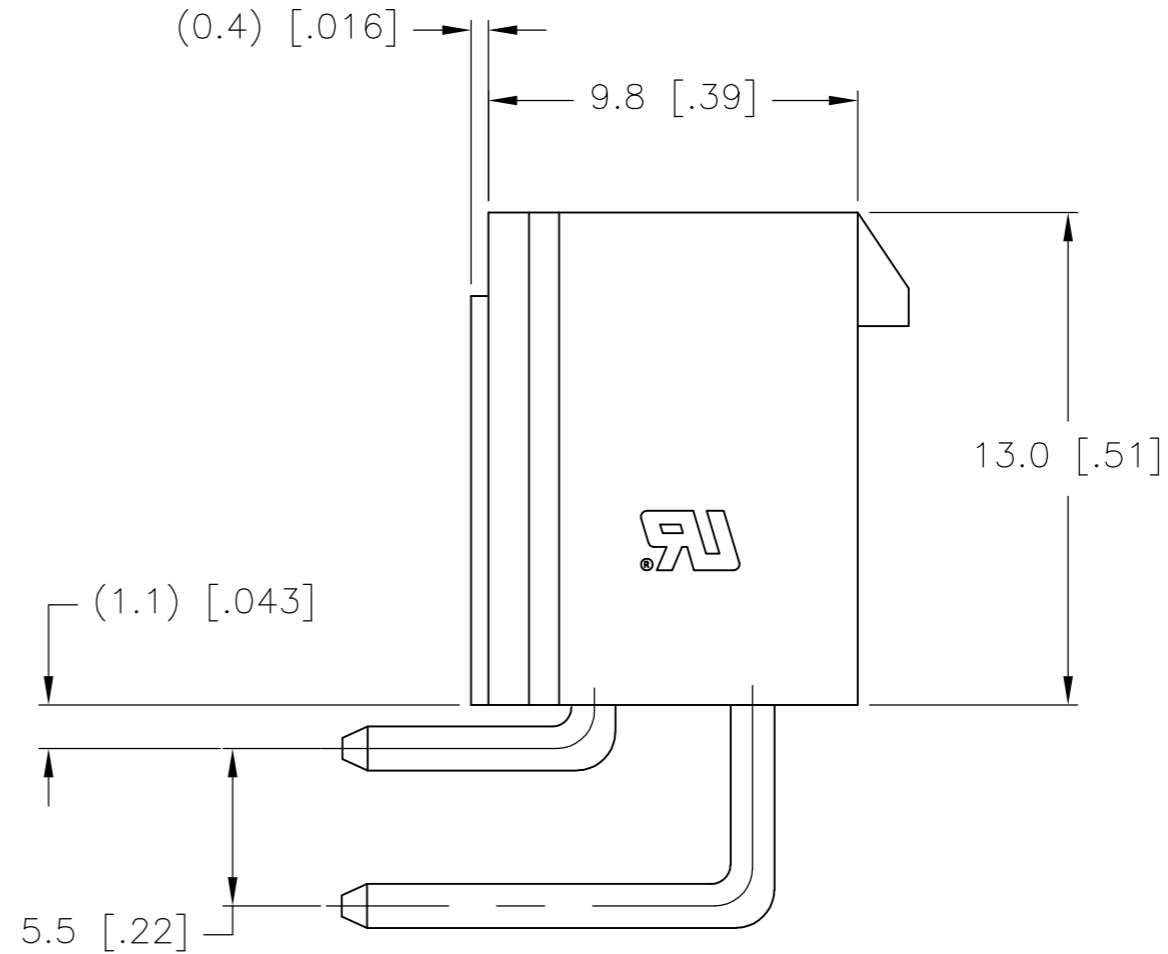
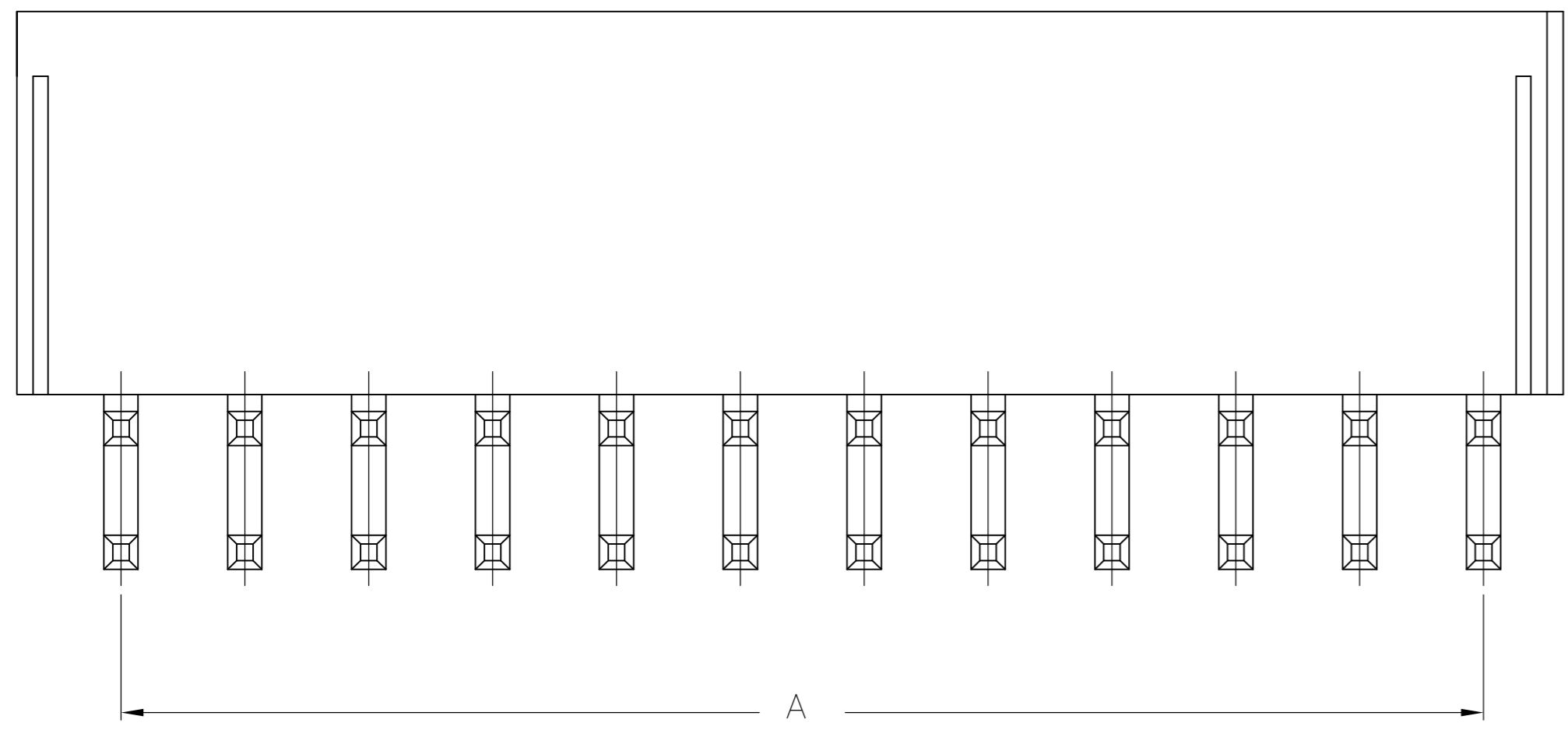


THIS DRAWING IS UNPUBLISHED. RELEASED FOR PUBLICATION  
 © COPYRIGHT BY TYCO ELECTRONICS CORPORATION. ALL RIGHTS RESERVED.

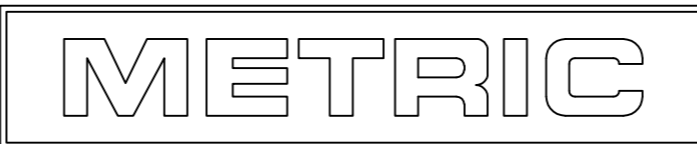
LOC		DIST		REVISIONS			
P	LTR	DESCRIPTION		DATE	DWN	APVD	
	A	WR-08-39		14AUG2008	KW	CC	



△ MATERIAL: HOUSING: NYLON, UL94V-2, RED  
 CONTACTS: BRASS, TIN-PLATED



PCB LAYOUT: COMPONENT SIDE  
 RECOMMENDED BOARD THICKNESS 1.60 [.063]



24	46.2±0.2 [1.82±.01]	51.6 [2.03]	2-2029156-4
22	42.0±0.2 [1.65±.01]	47.4 [1.87]	2-2029156-2
20	37.8±0.2 [1.49±.01]	43.2 [1.70]	2-2029156-0
18	33.6±0.2 [1.32±.01]	39.0 [1.54]	1-2029156-8
16	29.4±0.2 [1.16±.01]	34.8 [1.37]	1-2029156-6
14	25.2±0.2 [.99±.01]	30.6 [1.21]	1-2029156-4
12	21.0±0.2 [.83±.01]	26.4 [1.04]	1-2029156-2
10	16.8±0.1 [.66±.00]	22.2 [.87]	1-2029156-0
8	12.6±0.1 [.50±.00]	18.0 [.71]	2029156-8
6	8.4±0.1 [.33±.00]	13.8 [.54]	2029156-6
4	4.2±0.1 [.17±.00]	9.6 [.38]	2029156-4
2	-	5.4 [.21]	2029156-2
POS	A	B±0.35[±.01]	PART NUMBER

2-2029156-4 SHOWN

THIS DRAWING IS A CONTROLLED DOCUMENT.

DIMENSIONS: mm [INCHES]	TOLERANCES UNLESS OTHERWISE SPECIFIED: 0 PLC ± 1 PLC ± 2 PLC ± 0.5 [.02] 3 PLC ± 0.25 [.010] 4 PLC ± 0.150 [0059] ANGLES ±	DWN K. WHITAKER 14AUG2008	14AUG2008	Tyco Electronics Corporation Harrisburg, PA 17105-3608
MATERIAL △ 1	FINISH	CHK C. CASH 14AUG2008	14AUG2008	
APPLICATION SPEC		NAME C. CASH		RIGHT ANGLE HEADER, RED, WITHOUT PEGS; VAL-U-LOK(TM)
WEIGHT		SIZE A2	CAGE CODE 00779	DRAWING NO C=2029156
CUSTOMER DRAWING		SCALE 10:1	SHEET 1 of 1	RESTRICTED TO -

# Mouser Electronics

Authorized Distributor

Click to View Pricing, Inventory, Delivery & Lifecycle Information:

[TE Connectivity:](#)

[2-2029156-0](#)