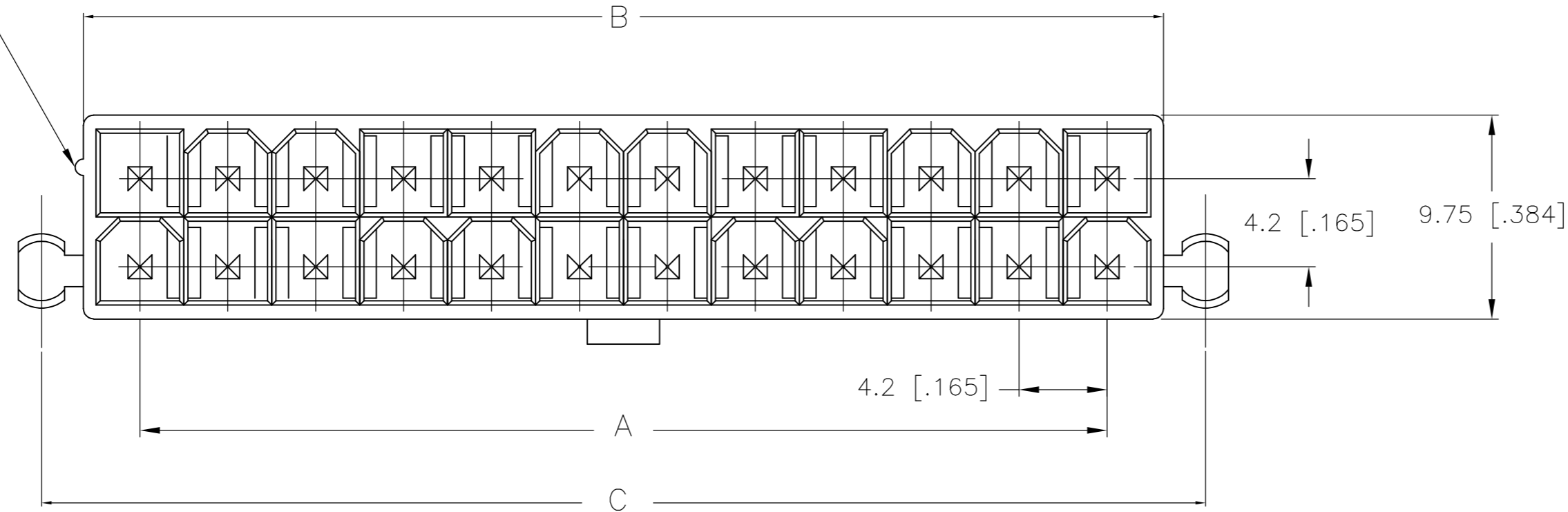


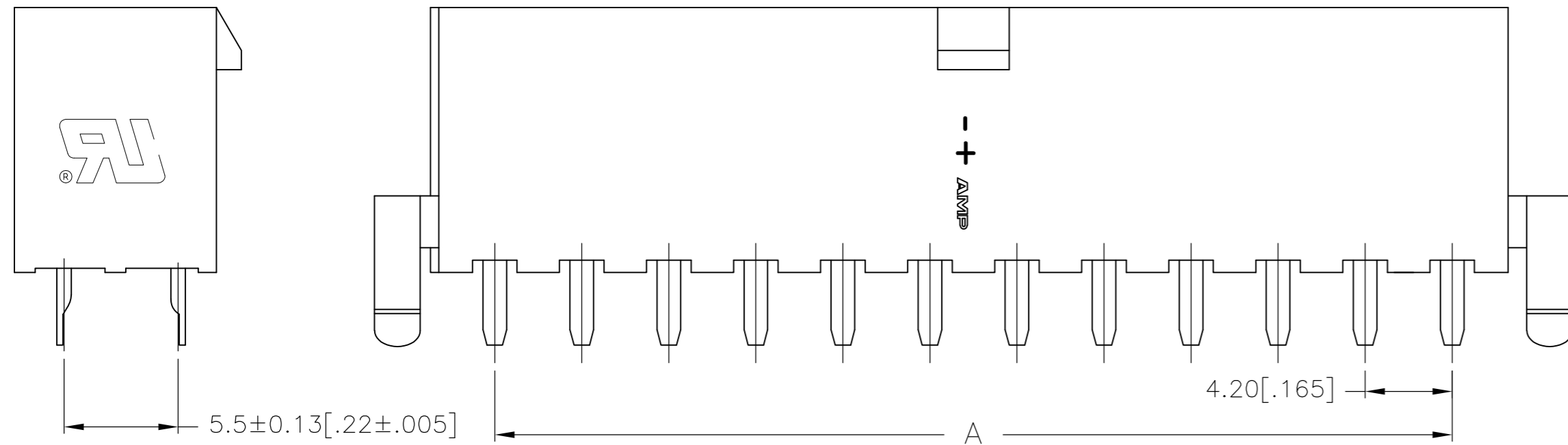
THIS DRAWING IS UNPUBLISHED. RELEASED FOR PUBLICATION
 © COPYRIGHT BY TYCO ELECTRONICS CORPORATION. ALL RIGHTS RESERVED.

LOC		DIST		REVISIONS			
P	LTR	DESCRIPTION		DATE	DWN	APVD	
CM	00	A	WR-08-38	13AUG2008	KW	CC	

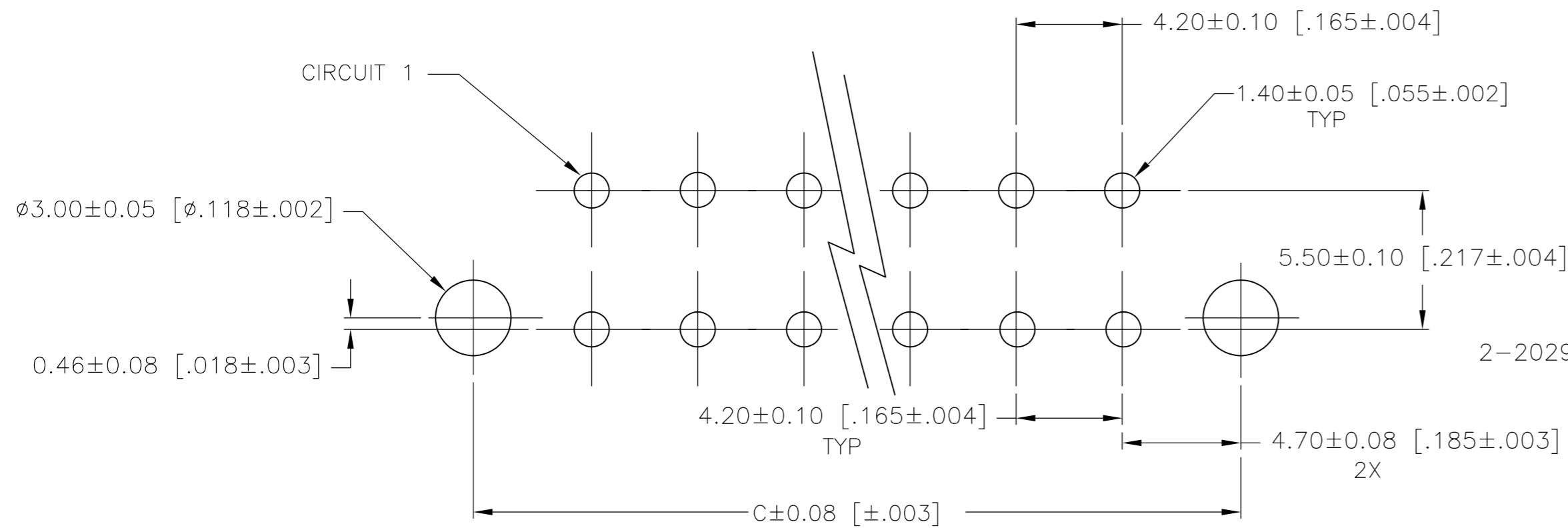
POSITION 1
IDENTIFICATION
FEATURE



MATERIAL: HOUSING: NYLON, UL94V-0, RED
 CONTACTS: BRASS, TIN-PLATED



24	46.2±0.25 [1.82±0.01]	51.6 [2.03]	55.6 [2.19]	2-2029138-4
22	42.0±0.25 [1.65±0.01]	47.4 [1.87]	51.4 [2.02]	2-2029138-2
20	37.8±0.25 [1.49±0.01]	43.2 [1.70]	47.2 [1.86]	2-2029138-0
18	33.6±0.25 [1.32±0.01]	39.0 [1.54]	43.0 [1.69]	1-2029138-8
16	29.4±0.25 [1.16±0.01]	34.8 [1.37]	38.8 [1.53]	1-2029138-6
14	25.2±0.25 [0.99±0.01]	30.6 [1.21]	34.6 [1.36]	1-2029138-4
12	21.0±0.25 [0.83±0.01]	26.4 [1.04]	30.4 [1.20]	1-2029138-2
10	16.8±0.13 [0.66±0.005]	22.2 [0.87]	26.2 [1.03]	1-2029138-0
8	12.6±0.13 [0.50±0.005]	18.0 [0.71]	22.0 [0.87]	2029138-8
6	8.4±0.13 [0.33±0.005]	13.8 [0.54]	17.8 [0.70]	2029138-6
4	4.2±0.13 [0.17±0.005]	9.6 [0.38]	13.6 [0.54]	2029138-4
2	-	5.4 [0.21]	9.4 [0.37]	2029138-2
POS	A	B±0.25[0.01]	C±0.38[0.015]	PART NUMBER



PCB LAYOUT: COMPONENT SIDE
 RECOMMENDED BOARD THICKNESS 1.78 [0.070]



THIS DRAWING IS A CONTROLLED DOCUMENT.

DIMENSIONS: mm [INCHES]	TOLERANCES UNLESS OTHERWISE SPECIFIED: 0 PLC ± 1 PLC ± 0.13 [0.005] 2 PLC ± 0.25 [0.010] 3 PLC ± - 4 PLC ± - ANGLES ± - FINISH ±	DWN K. WHITAKER 13AUG2008	CHK C. CASH 13AUG2008	APVD C. CASH 13AUG2008	NAME Tyco Electronics Corporation Harrisburg, PA 17105-3608
MATERIAL 1	APPLICATION SPEC	PRODUCT SPEC		VERTICAL HEADER, RED, WITH PEGS, WITH DRAIN HOLES, VAL-U-LOK(TM)	
WEIGHT		SIZE A2	CAGE CODE 00779	DRAWING NO C=2029138	RESTRICTED TO -
CUSTOMER DRAWING		SCALE 10:1	SHEET 1 of 1	REV A	

Mouser Electronics

Authorized Distributor

Click to View Pricing, Inventory, Delivery & Lifecycle Information:

[TE Connectivity:](#)

[2029138-8](#)