


Product Description

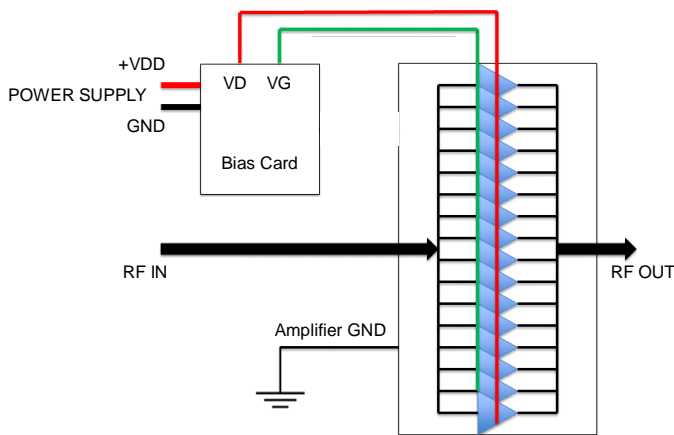
An excellent alternative to traveling wave tube amplifiers, Qorvo’s Spatium™ QPB3238 is a solid state, spatial-combining amplifier with an operating range of 32–38 GHz while achieving a minimum of > 51 dBm of instantaneous saturated power. With its maximum performance in output power, gain, efficiency, and power flatness, this Spatium is the ideal building block for millimeter-wave high power transmitters for EW and radar applications.

Qorvo’s patented and field-proven Spatium combining technology provides unprecedented Solid-State Power Amplifier (SSPA) performance in a rugged, compact size and weight which reduces total cost of ownership compared to alternative technologies. This product offering combines Qorvo’s market leadership in GaN technology and Ka-band MMIC design along with our high-count combining techniques for a best in class solution to power amplification.



Input (L) and Output (R)

Functional Block Diagram



Product Features

- Frequency Range: 32 – 38 GHz
- Saturated Output Power: > 51 dBm ($P_{IN} = 43$ dBm)
- Solid State MMIC Reliability
- Multi-Element Redundancy
- Instant On (no warm-up)

Performance is typical across frequency. Please reference electrical specification table and data plots for more details.

Applications

- TWTA Replacement

Ordering Information

Part No.	Description
QPB3238	32 – 38 GHz Spatium™ Amplifier

Absolute Maximum Ratings

Parameter	Value / Range
Prime Power (V_{DC})*	26 V
Drain Current (I_{D_DRIVE})	40 A
Operating Temperature**	-40 to +71 °C

Operation of this device outside the parameter ranges given above may cause permanent damage. These are stress ratings only, and functional operation of the device at these conditions is not implied.

* Rating for GaN Process

** Refers to outside clamp surface temperature

Recommended Operating Conditions

Parameter	Value / Range
Drain Voltage (V_D)	24 V
Quiescent Drain Current (I_{DQ})	5.0 A
Operating Drain Current (I_D)	33.9 A
Operating Temperature	-10 to +71 °C

Electrical specifications are measured at specified test conditions. Specifications are not guaranteed over all recommended operating conditions.

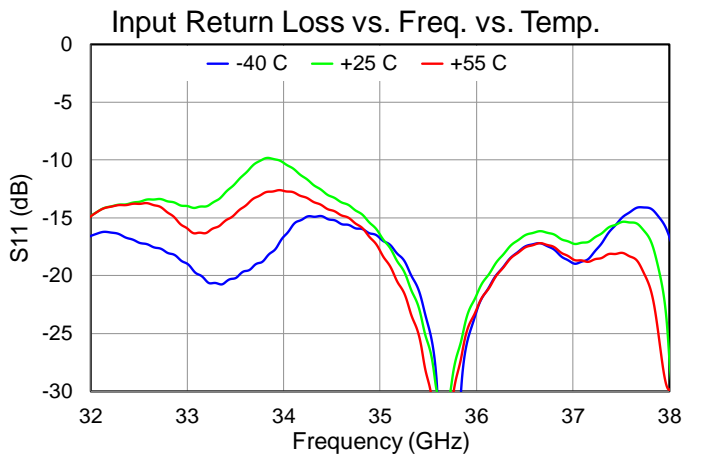
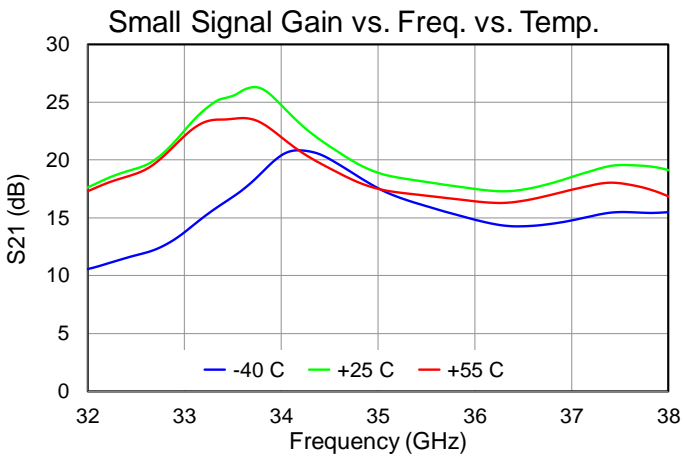
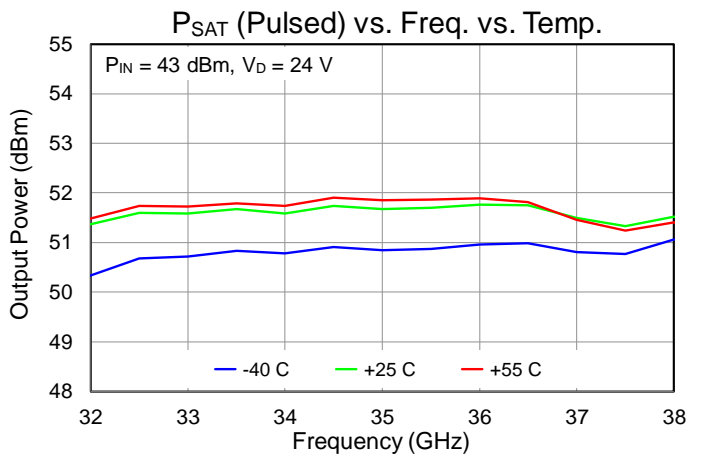
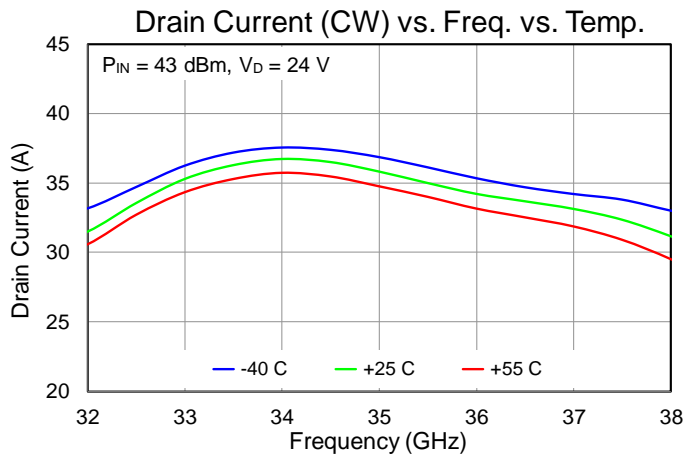
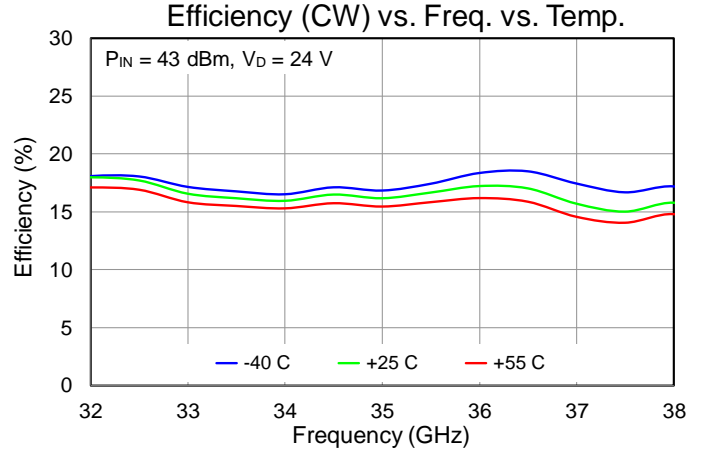
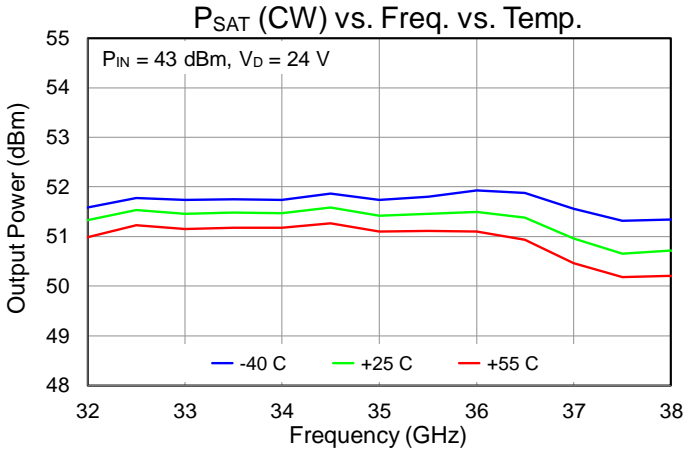
Electrical Specifications

Test conditions unless otherwise noted: $V_D = 24$ V; $I_{DQ} = 5.0$ A; $T = 25$ °C; CW Operation; Pulsed Operation: $PW = 9$ us, $PPD = 75$ us

Parameter		Min	Typ	Max	Units
Frequency		32		38	GHz
Saturated P_{OUT} , CW ($P_{IN} = 43$ dBm)	$T = +25$ °C		51.3		dBm
	$T = +40$ °C		51.2		dBm
	$T = +55$ °C		50.9		dBm
Drain Efficiency, CW ($P_{IN} = 43$ dBm)	$T = +25$ °C		16.5		%
	$T = +40$ °C		16.3		%
	$T = +55$ °C		15.6		%
Saturated P_{OUT} , Pulsed (Pulsed $P_{IN} = 43$ dBm)	$T = +25$ °C		51.6		dBm
	$T = +40$ °C		51.7		dBm
	$T = +55$ °C		51.7		dBm
Power Gain ($P_{IN} = 43$ dBm, $T = 25$ °C)			> 8		dB
Small Signal Gain ($P_{IN} = -20$ dBm, $T = +25$ °C)			19.8		dB
Input Return Loss			> 10		dB
DC Power at P_{SAT} ($T = 55$ °C)			795		W
Input RF Interface	2.92 mm (F) Coaxial Connector				
Output RF Interface	WR-28 Waveguide				
Weight – Amplifier Unit, Bias Card and Cable			7.3 (3.31)		lbs. (kg)
Dimensions – Amplifier Unit (L) x (W) x (H)			3.25 x 2.91 x 3.93		inches
			82.6 x 73.9 x 99.8		millimeters

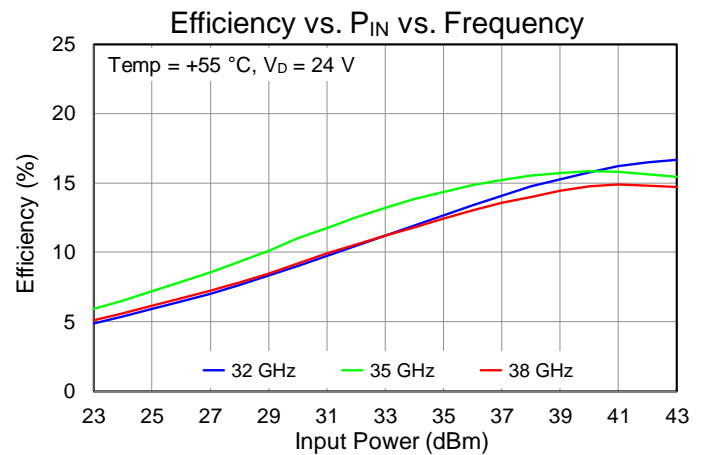
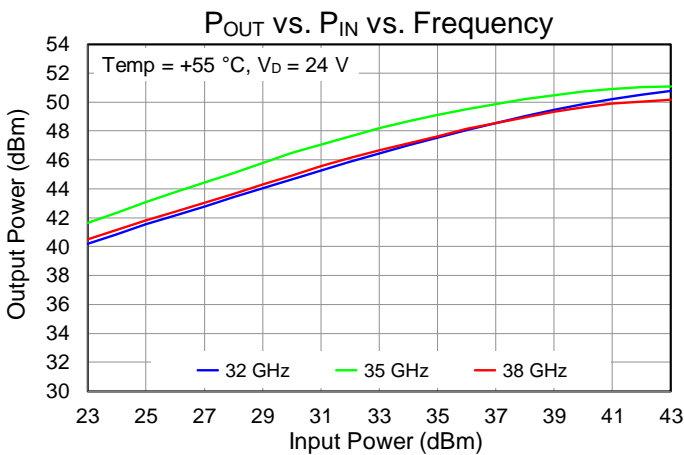
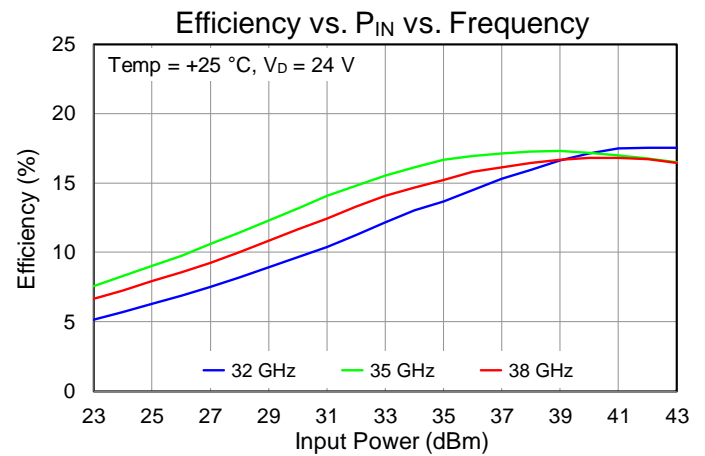
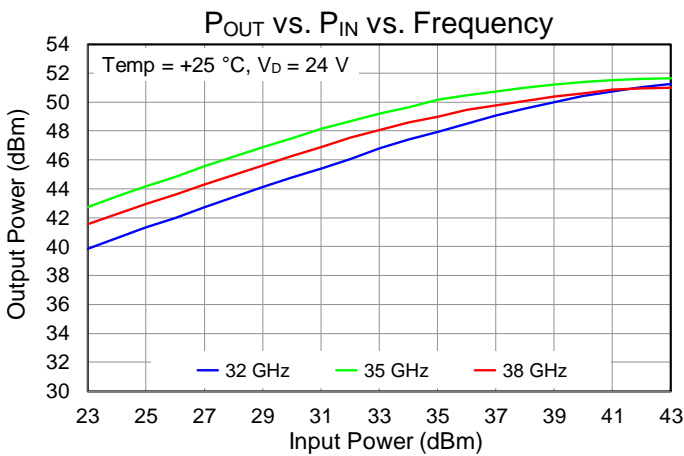
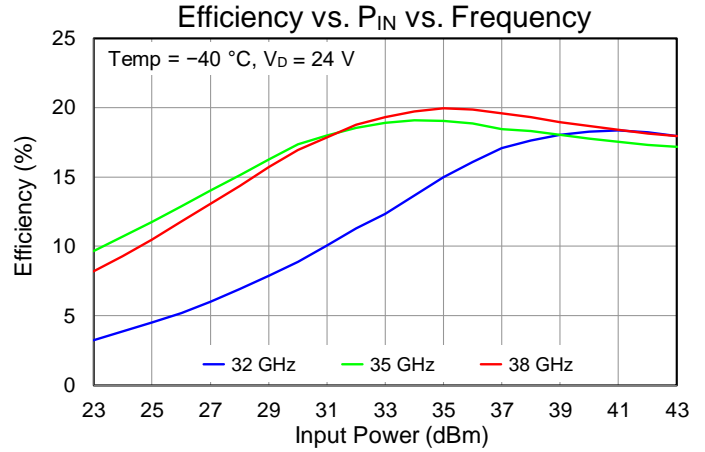
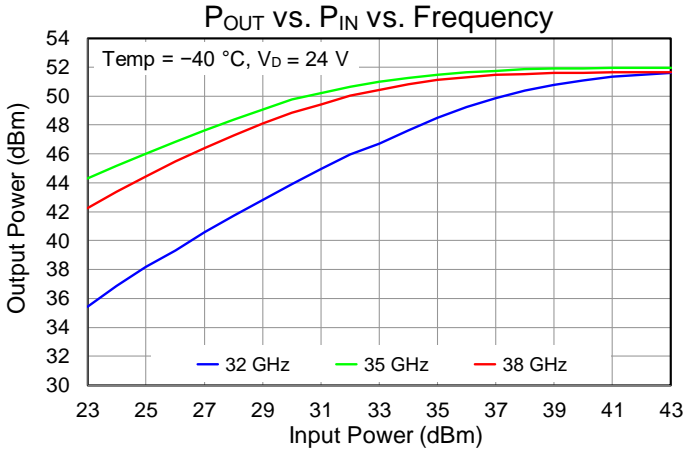
Typical Performance – Large Signal, S-Parameters

Conditions unless otherwise specified: $V_D = +24\text{ V}$; $I_{DQ} = 5.0\text{ A}$; $T = 25\text{ }^\circ\text{C}$; CW Operation; Pulsed Operation: 9 μs PW, 75 μs PPD



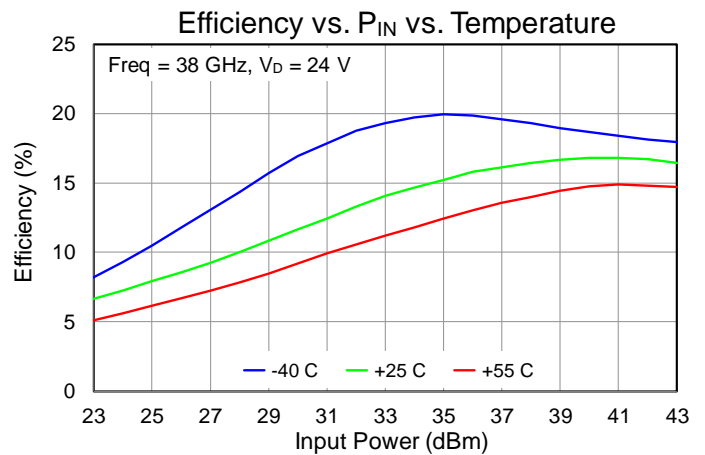
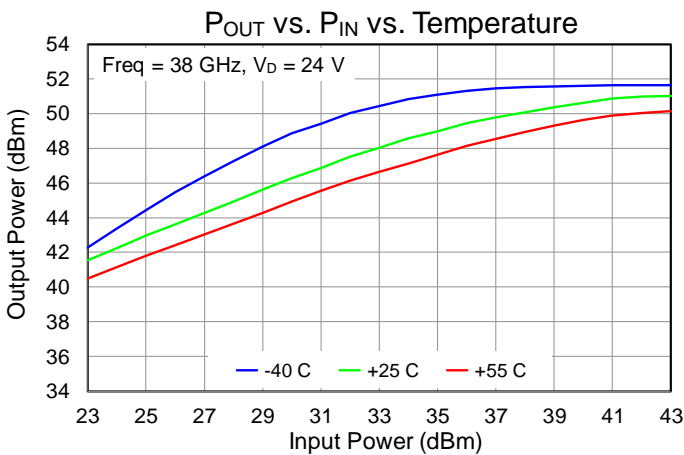
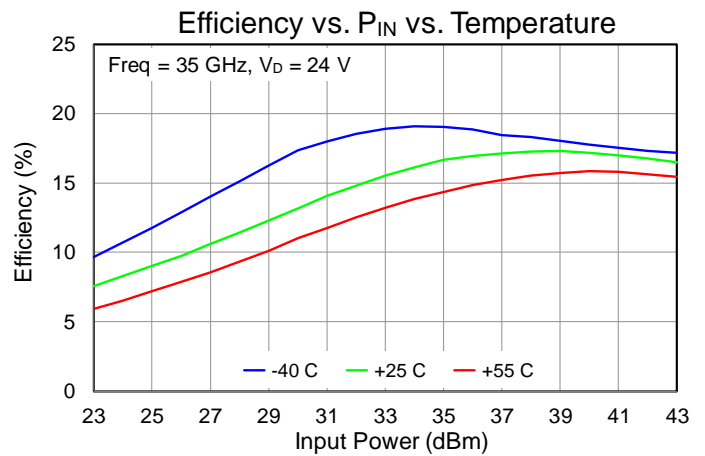
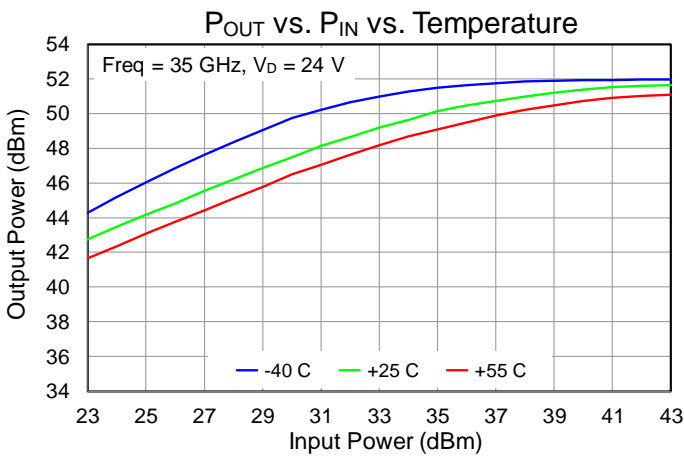
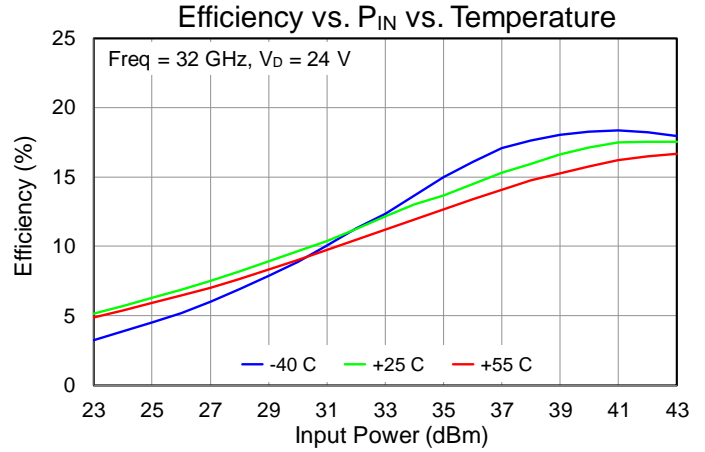
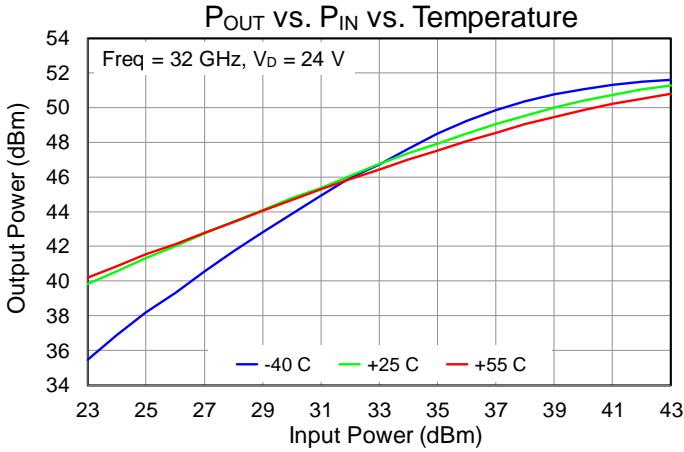
Typical Performance – Large Signal

Conditions unless otherwise specified: $V_D = +24\text{ V}$, $I_{DQ} = 5.0\text{ A}$, $T = 25\text{ }^\circ\text{C}$, CW Operation

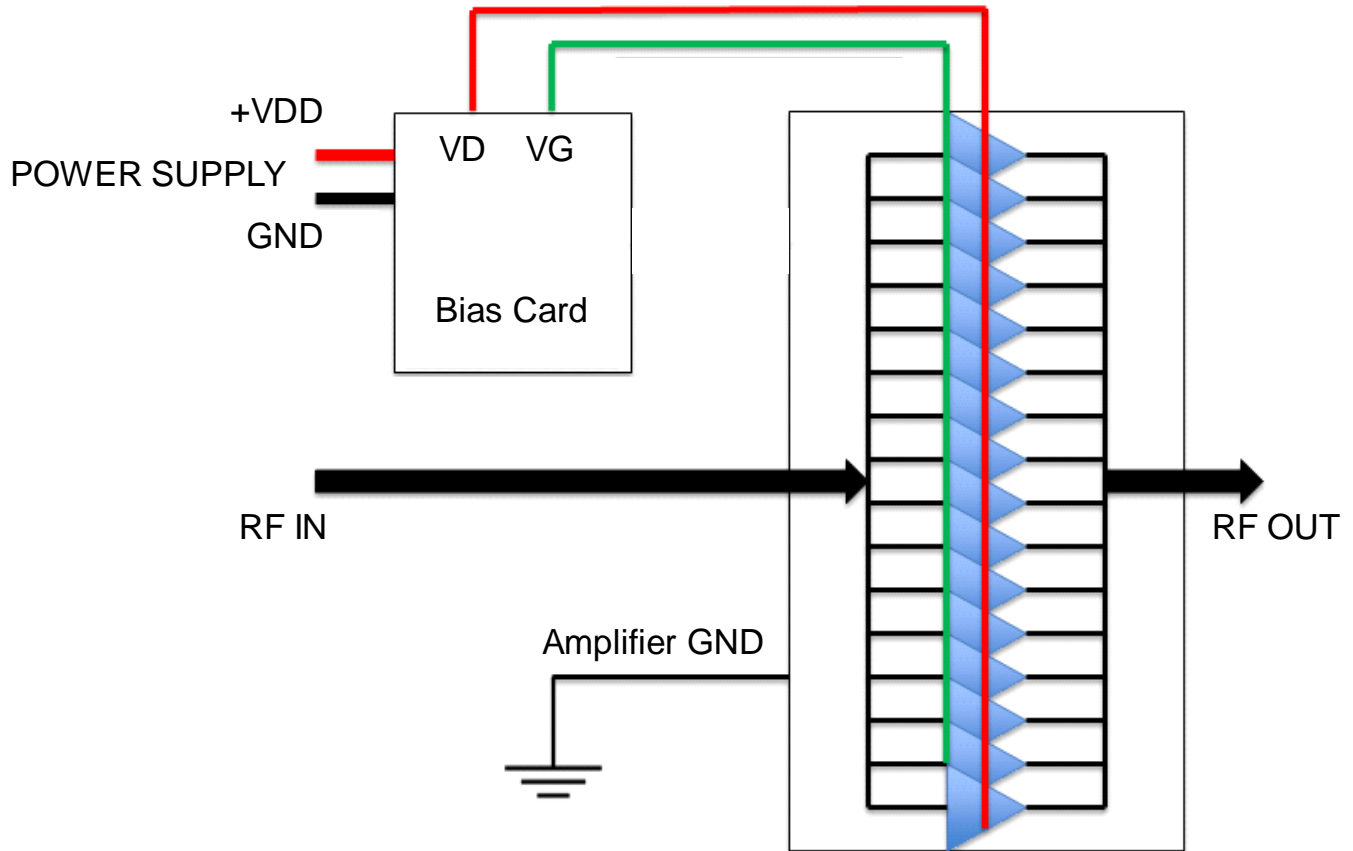


Typical Performance – Large Signal

Conditions unless otherwise specified: $V_D = +24\text{ V}$, $I_{DQ} = 5.0\text{ A}$, $T = 25\text{ }^\circ\text{C}$, CW Operation



Block Diagram and Description



Pin No.	Label	Description
RF In	N/A	2.92mm (F) Coaxial RF Input.
RF Out	N/A	WR28 Waveguide High Power RF Output
POWER SUPPLY +VDD	J2000	MOLEX connector, PN76825-0008
POWER SUPPLY GND	J2001	MOLEX connector, PN76825-0010

Mechanical Information – Outline Drawing (Spatium™ Unit)

NOTES: UNLESS OTHERWISE SPECIFIED

⚠ LABELS ARE IDENTICAL. ENSURE SERIAL NUMBERS THE SAME ON BIAS CARD, SPATIUM, AND CABLE FOR MATCH SET.

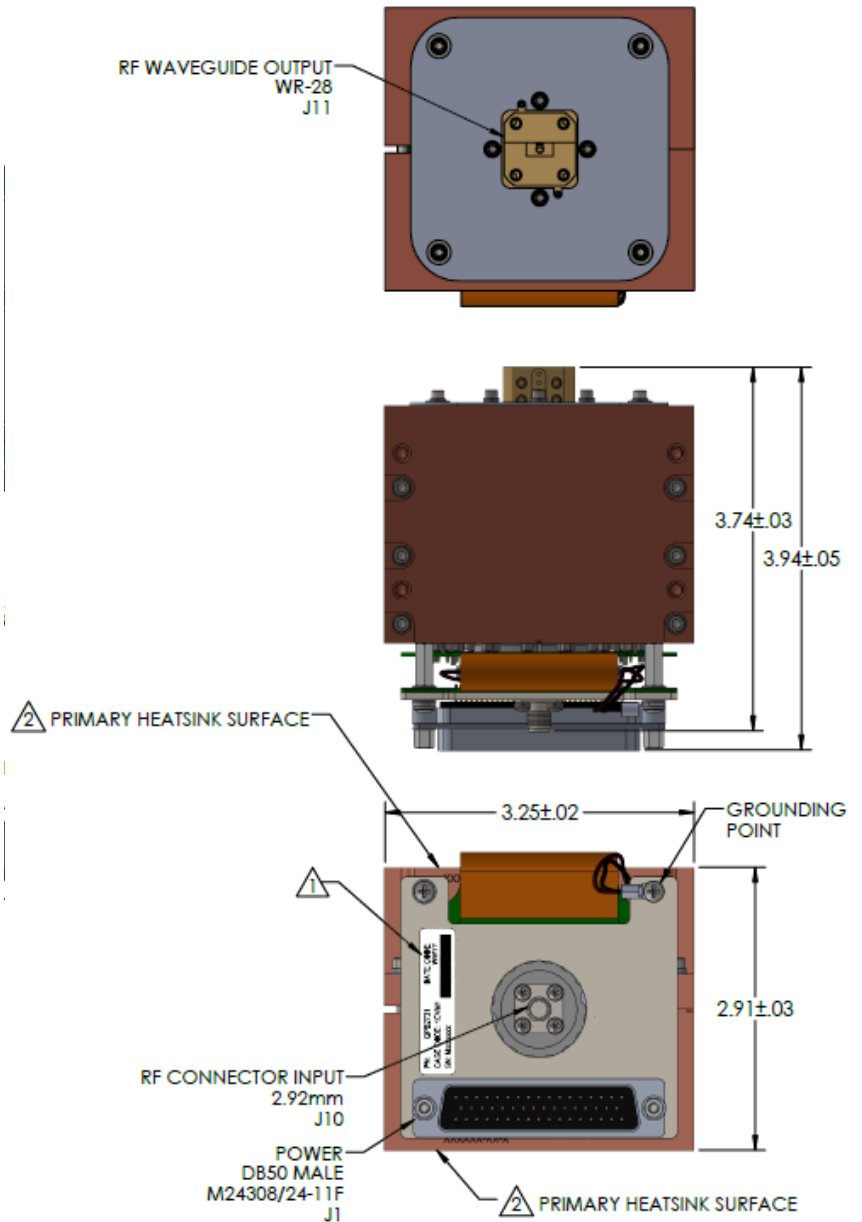
SN: * * * * *

┌───┐ BATCH I.D.
 ┌───┐ WORK WEEK
 ┌───┐ CALENDAR YEAR
 └───┘ MANUFACTURER

QPN: QPBxxxx	DATE CODE: WWYY
CAGE CODE: 1CVM1	
SN: Mxxxxxxx	

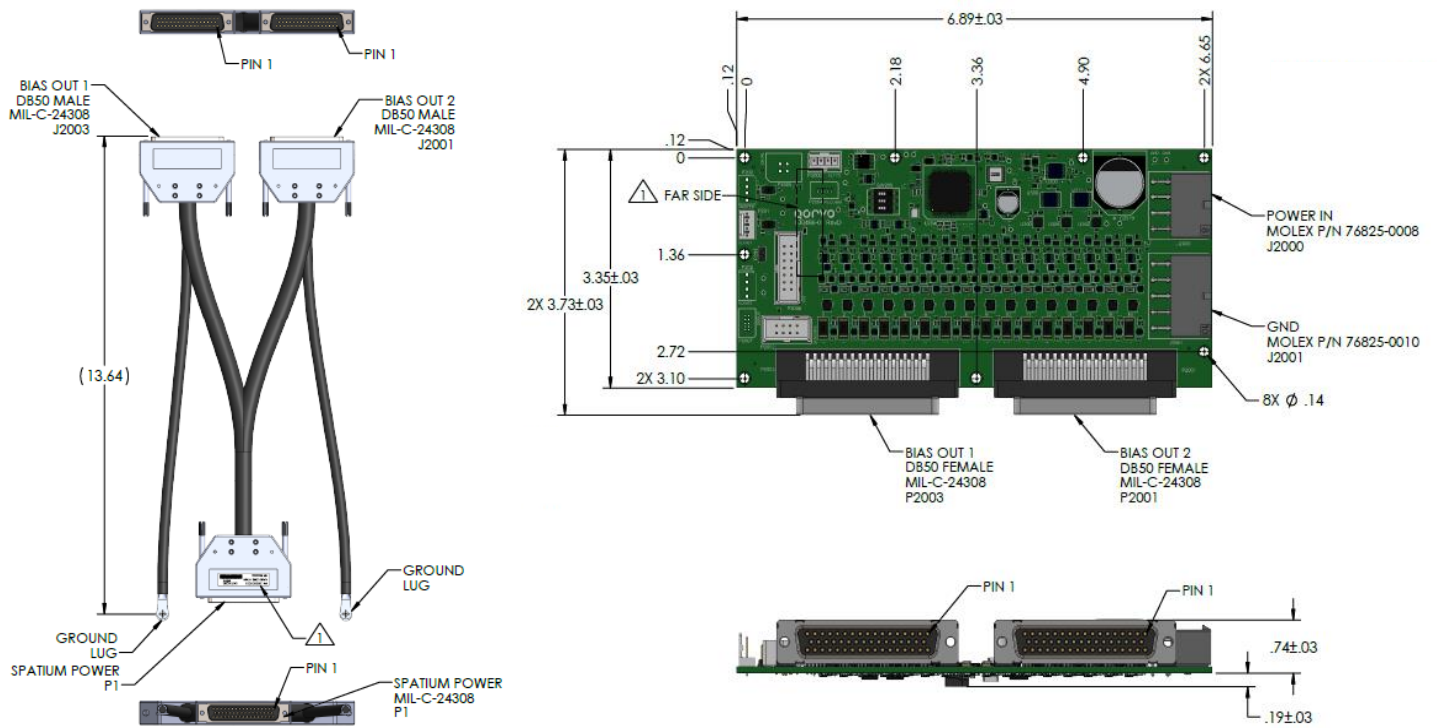
⚠ SPATIUM REQUIRES 2 SIDED COOLING ON OPPOSITE FACES INDICATED.

3. BIAS CARD REQUIRES AIR FLOWING OVER IT AT A MINIMUM RATE OF 1m/Sec.

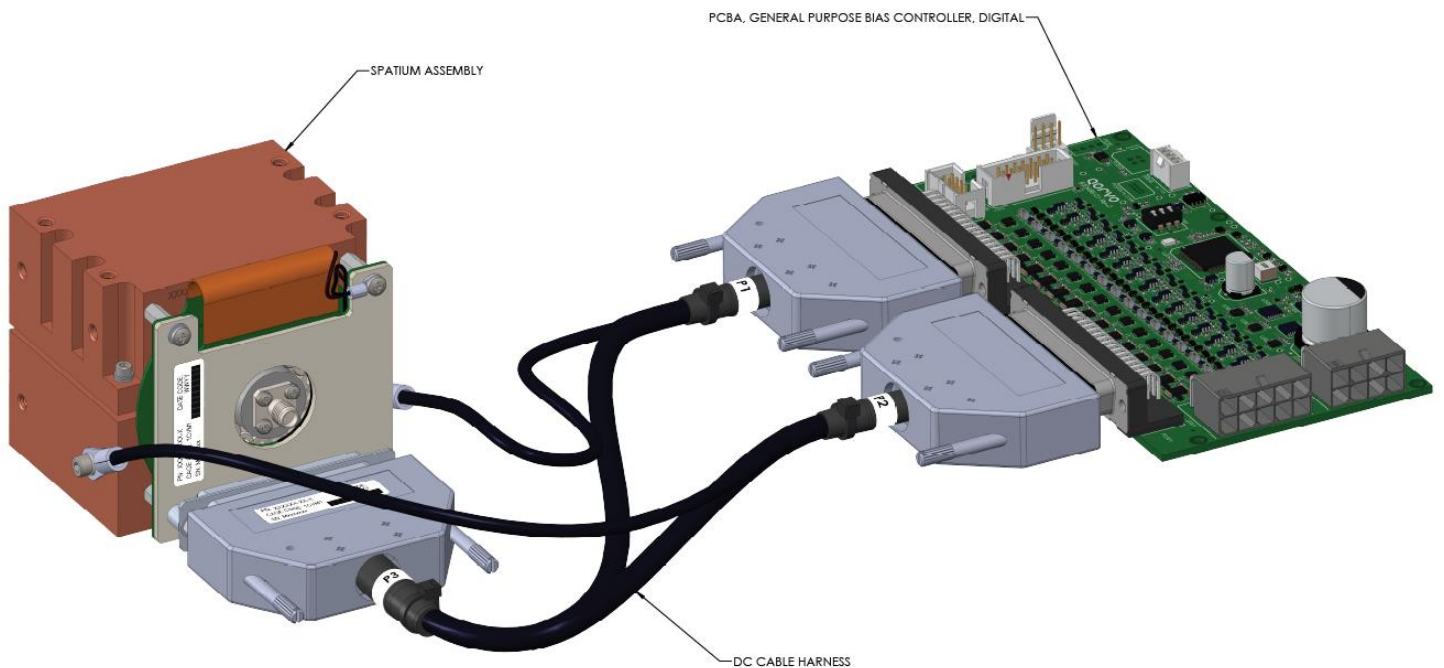


Dimensions are in INCHES

Mechanical Information – Outline Drawing (Bias Card & Cabling)



Dimensions are in INCHES



Handling Precautions



Caution!
ESD-Sensitive Device

RF VOLTAGE HAZARD: Contact with RF fields at the output connector can cause burns or electric shock. High levels of RF/Microwave energy may be present when the unit is operating.

HIGH DC CURRENT HAZARD: High levels of DC current are present when the unit is operating.

Contact Information

For the latest specifications, additional product information, worldwide sales and distribution locations:

Web: www.qorvo.com

Tel: 1-844-890-8163

Email: customer.support@qorvo.com

Important Notice

The information contained herein is believed to be reliable; however, Qorvo makes no warranties regarding the information contained herein and assumes no responsibility or liability whatsoever for the use of the information contained herein. All information contained herein is subject to change without notice. Customers should obtain and verify the latest relevant information before placing orders for Qorvo products. The information contained herein or any use of such information does not grant, explicitly or implicitly, to any party any patent rights, licenses, or any other intellectual property rights, whether with regard to such information itself or anything described by such information. **THIS INFORMATION DOES NOT CONSTITUTE A WARRANTY WITH RESPECT TO THE PRODUCTS DESCRIBED HEREIN, AND QORVO HEREBY DISCLAIMS ANY AND ALL WARRANTIES WITH RESPECT TO SUCH PRODUCTS WHETHER EXPRESS OR IMPLIED BY LAW, COURSE OF DEALING, COURSE OF PERFORMANCE, USAGE OF TRADE OR OTHERWISE, INCLUDING THE IMPLIED WARRANTIES OF MERCHANTABILITY AND FITNESS FOR A PARTICULAR PURPOSE.**

Without limiting the generality of the foregoing, Qorvo products are not warranted or authorized for use as critical components in medical, life-saving, or life-sustaining applications, or other applications where a failure would reasonably be expected to cause severe personal injury or death.

Copyright 2020 © Qorvo, Inc. | Qorvo is a registered trademark of Qorvo, Inc.

Mouser Electronics

Authorized Distributor

Click to View Pricing, Inventory, Delivery & Lifecycle Information:

[Qorvo:](#)

[QPB3238](#)